



Research and Analytic  
Studies Division

# MEDI-CAL MONTHLY ENROLLMENT FAST FACTS

Characteristics of the Medi-Cal population  
as captured by the Medi-Cal Eligibility Data System  
(MEDS)

The enrollment data included in this document represent only certified eligible counts. Certified eligibles are those beneficiaries deemed qualified for Medi-Cal by a valid eligibility determination, and who have enrolled into the program. This classification excludes beneficiaries who have a monthly share-of-cost obligation that has not been met, as well as other specific populations. Enrollment counts exclude information related to applications received or any other eligibles that may be in the process of becoming certified eligible.

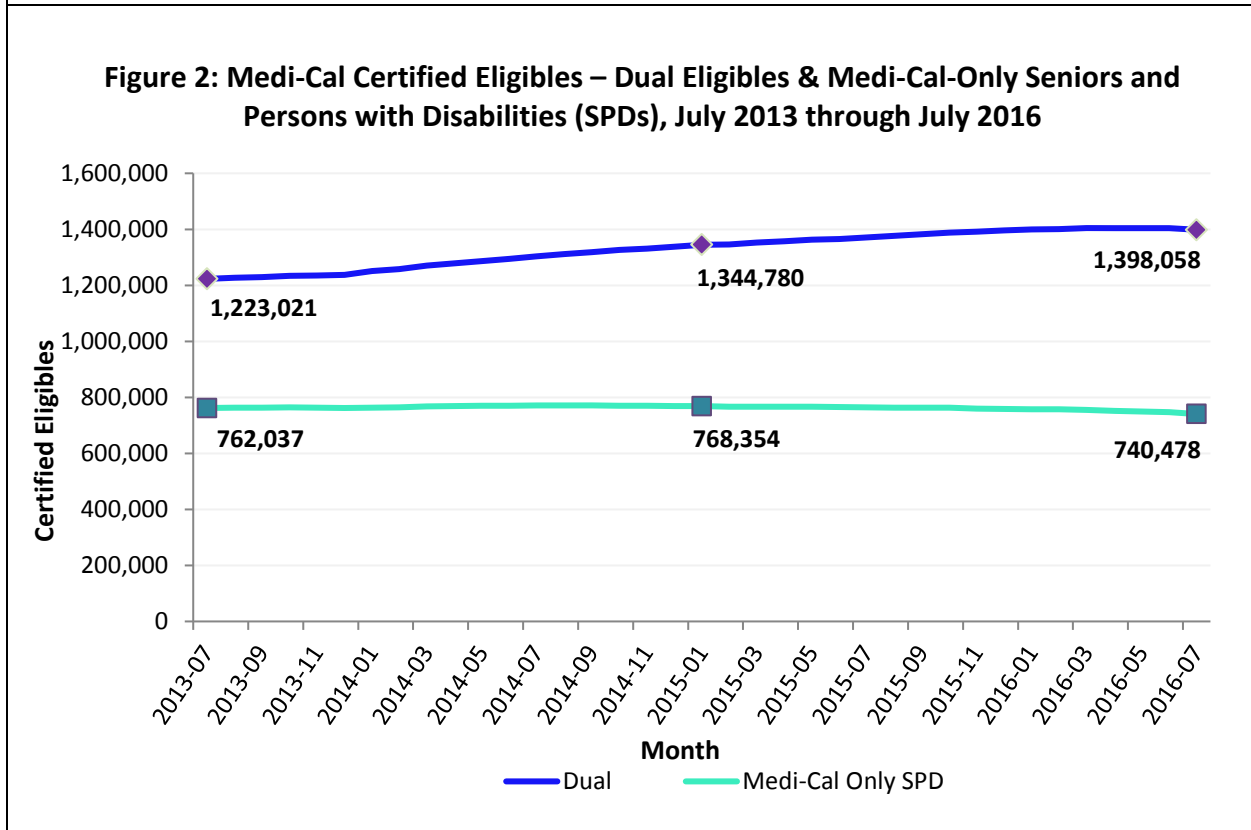
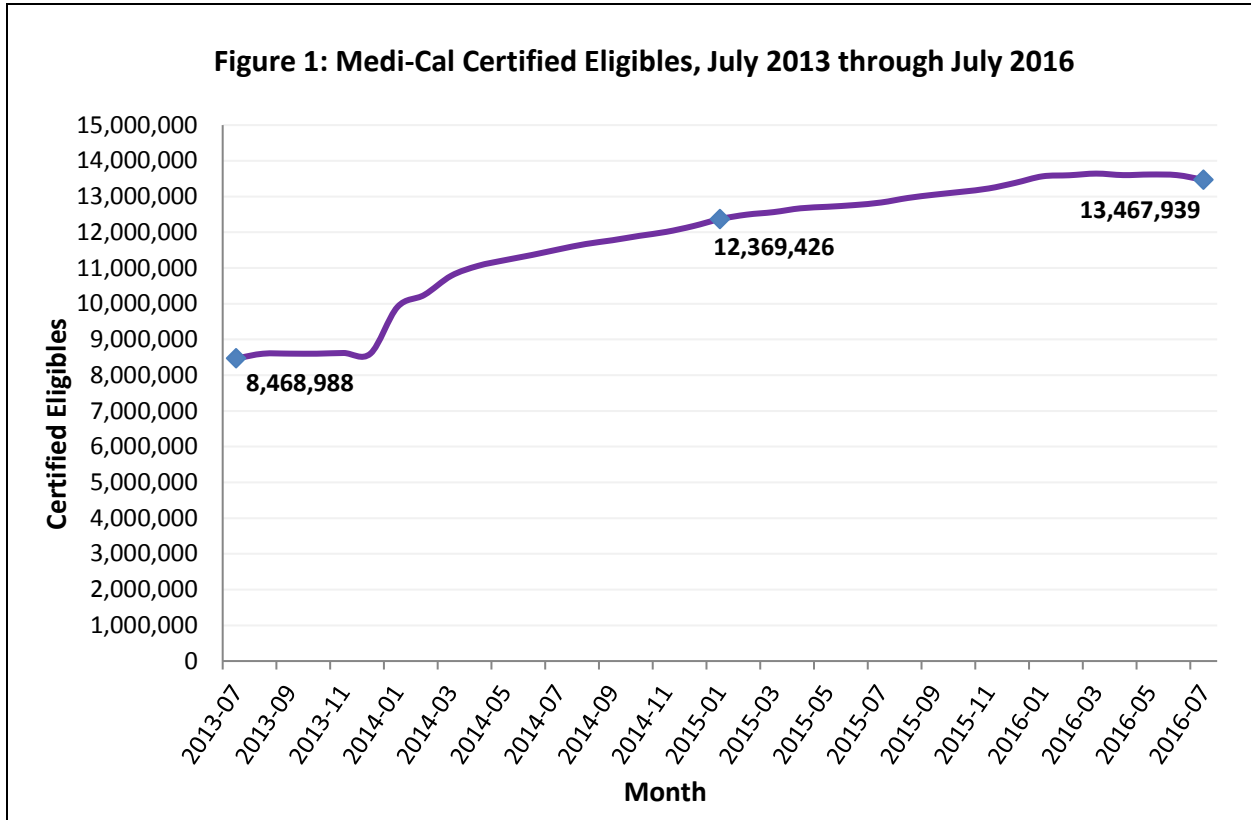
The counts presented are considered PRELIMINARY and subject to change. The certified eligible counts reflected in this document incorporate three Medi-Cal eligibility updates and reflect roughly 99.2% of all Medi-Cal certified eligibles for the most recent month displayed. A specific month's enrollment count is considered complete for statistical reporting purposes 12 months after the month's end.

*July 2016*

*As of the MEDS Cut-off  
for October 2016*

## July 2016 Certified Eligible Statistics – Medi-Cal Population

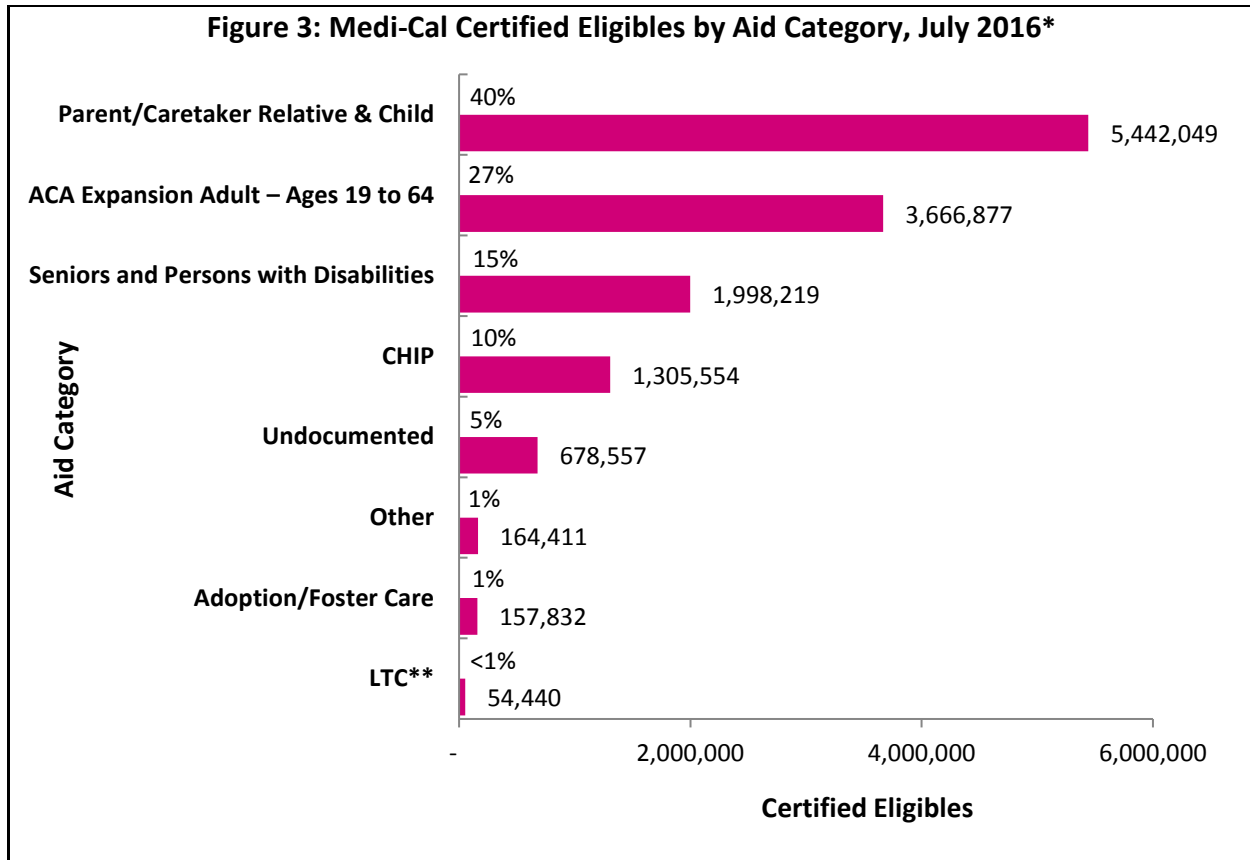
As of the MEDS Cut-off for October 2016



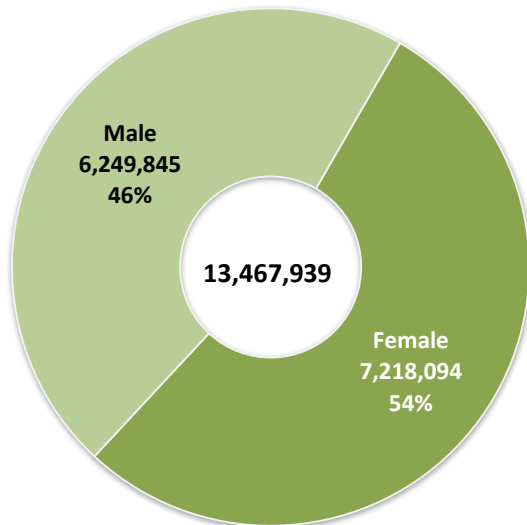
## July 2016 Certified Eligible Statistics – Medi-Cal Population

As of the MEDS Cut-off for October 2016

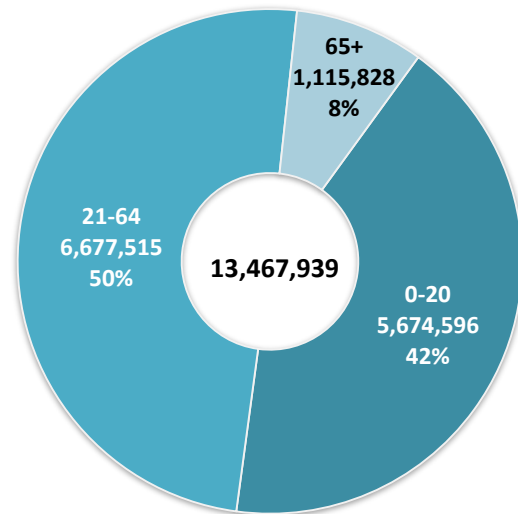
**Figure 3: Medi-Cal Certified Eligibles by Aid Category, July 2016\***



**Figure 4: Gender\*\*\***



**Figure 5: Age Group\*\*\*\***



\*Refer to the Appendix for detailed aid code groupings.

\*\*Individuals residing in a long-term care facility.

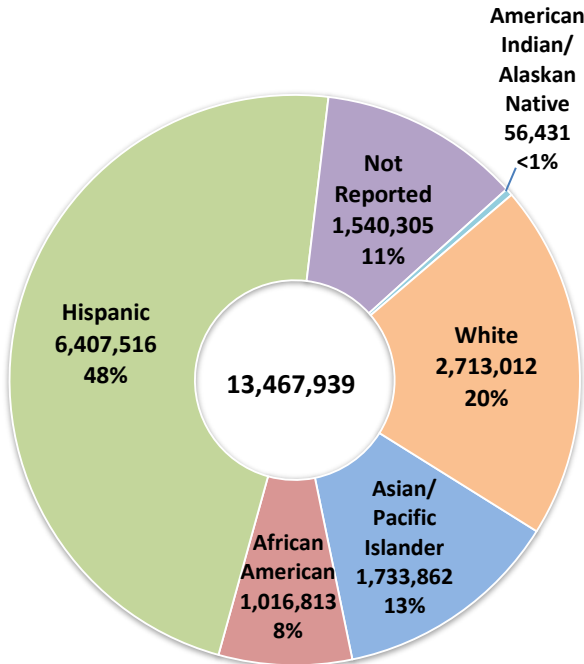
\*\*\*One certified eligible without gender data was grouped in the "Female" gender cohort.

\*\*\*\*Eight certified eligibles without age data were grouped in the "0-20" age cohort.

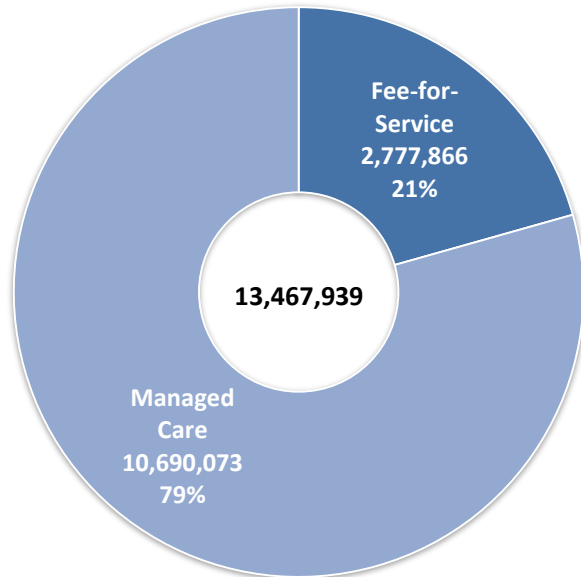
## July 2016 Certified Eligible Statistics – Medi-Cal Population

As of the MEDS Cut-off for October 2016

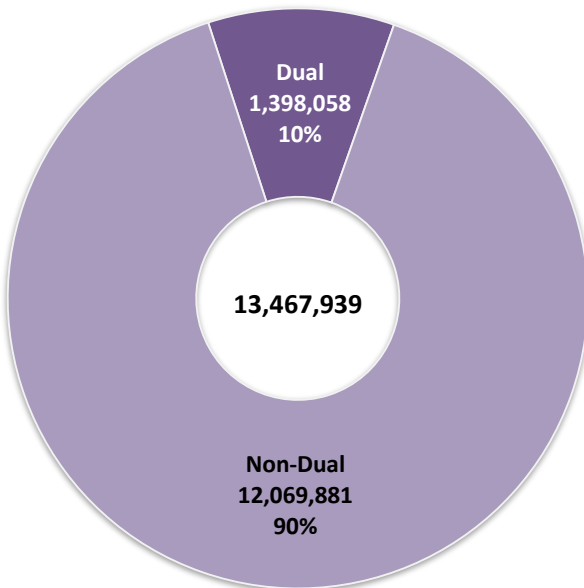
**Figure 6: Race/Ethnicity**



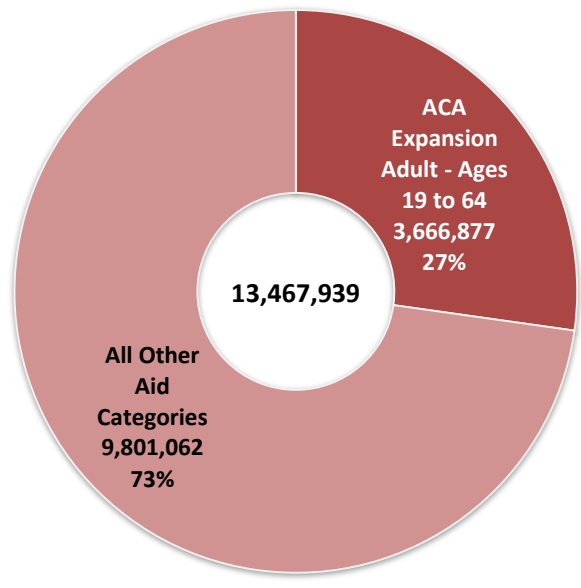
**Figure 7: Delivery System**



**Figure 8: Dual Status**

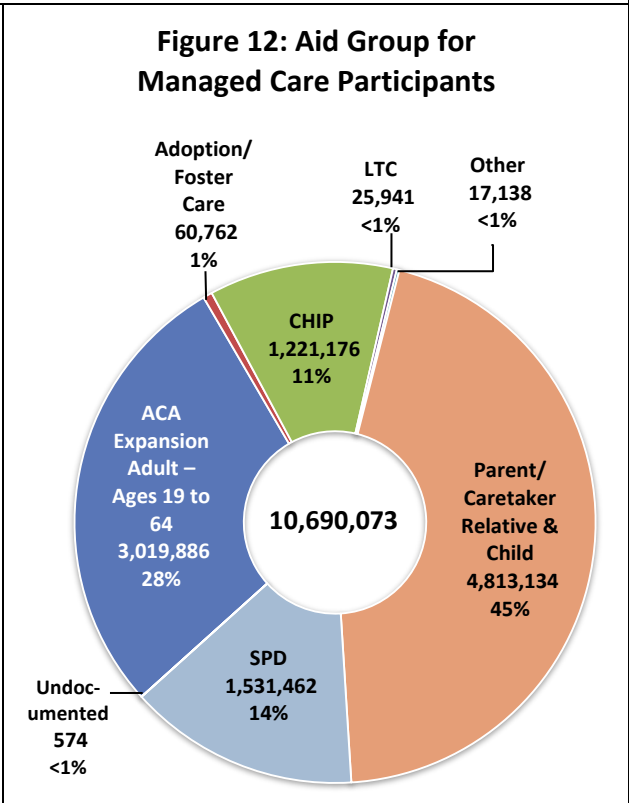
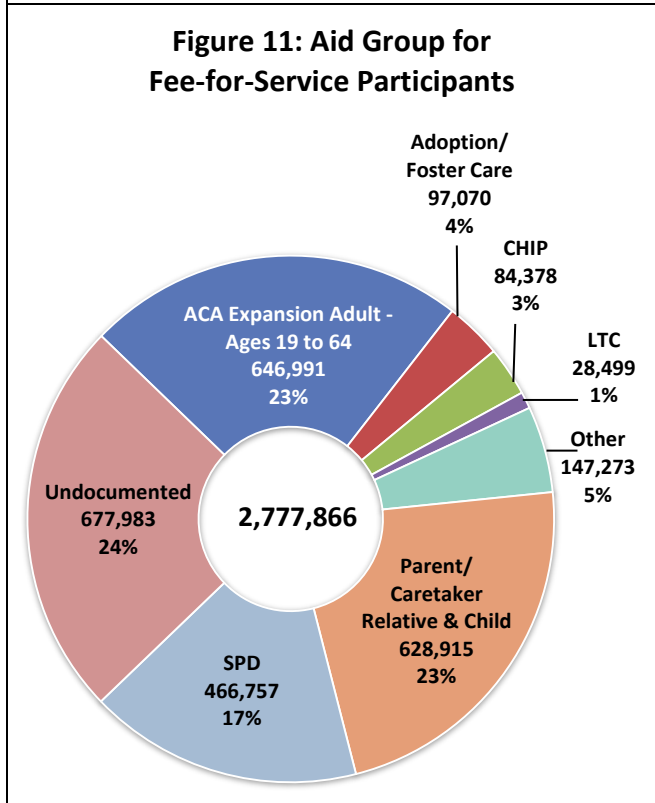
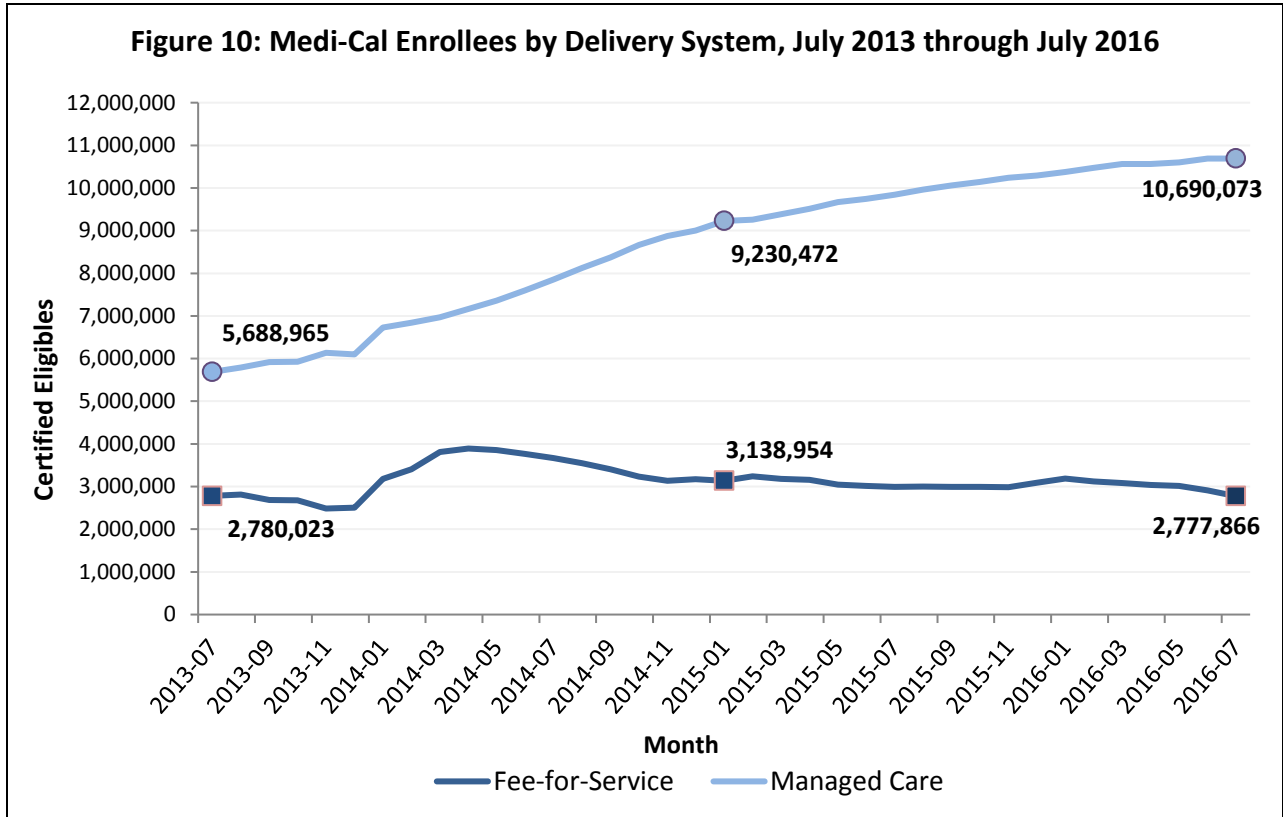


**Figure 9: ACA Expansion Adult - Ages 19 to 64**



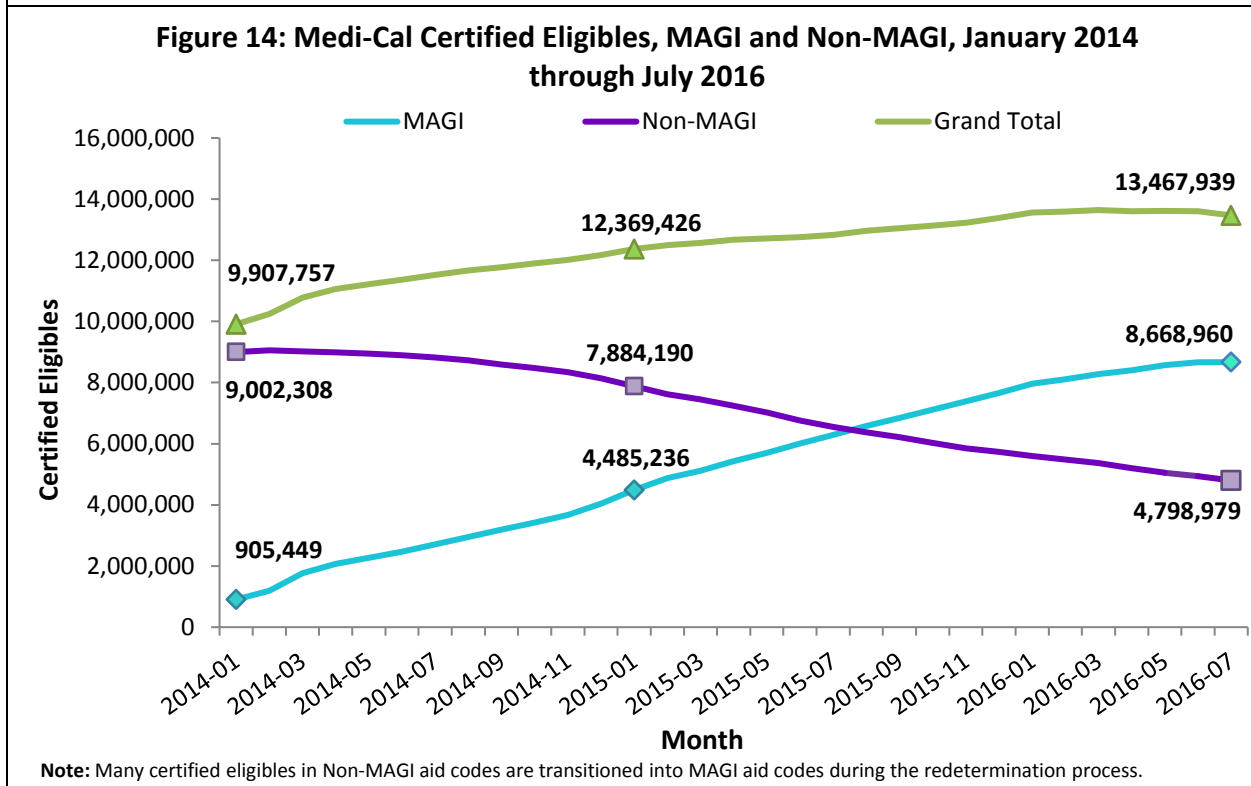
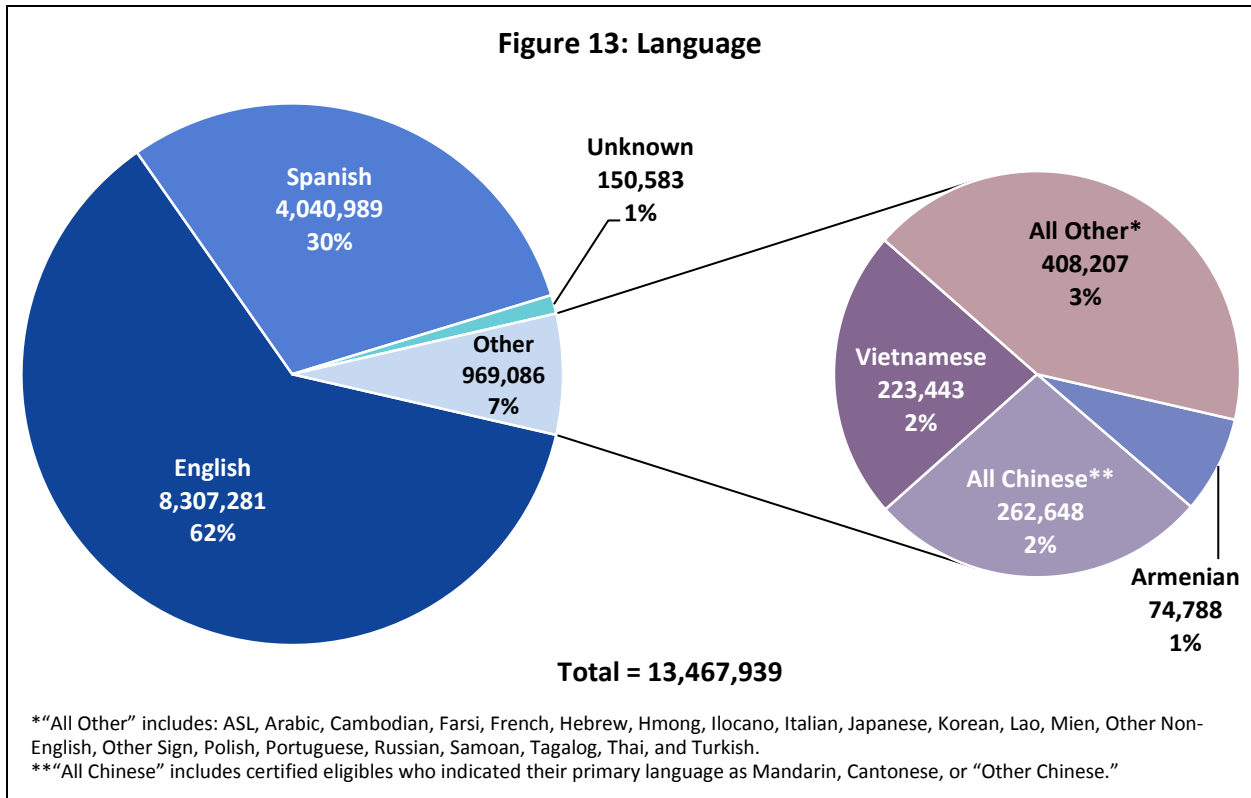
## July 2016 Certified Eligible Statistics – Medi-Cal Population

As of the MEDS Cut-off for October 2016



## July 2016 Certified Eligible Statistics – Medi-Cal Population

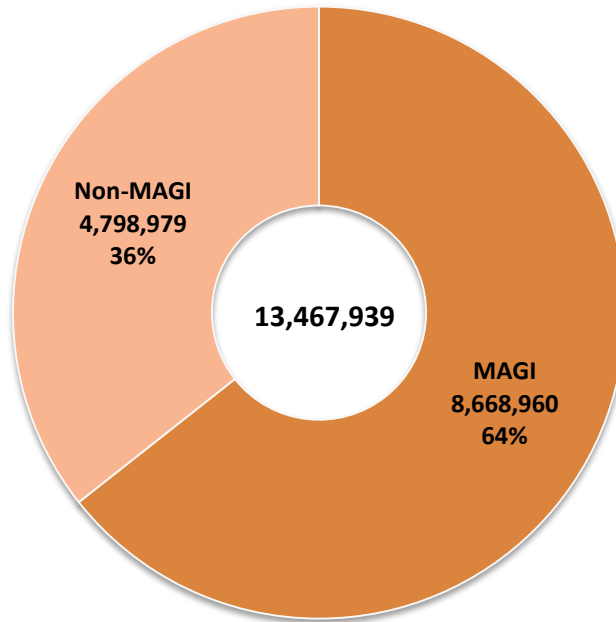
As of the MEDS Cut-off for October 2016



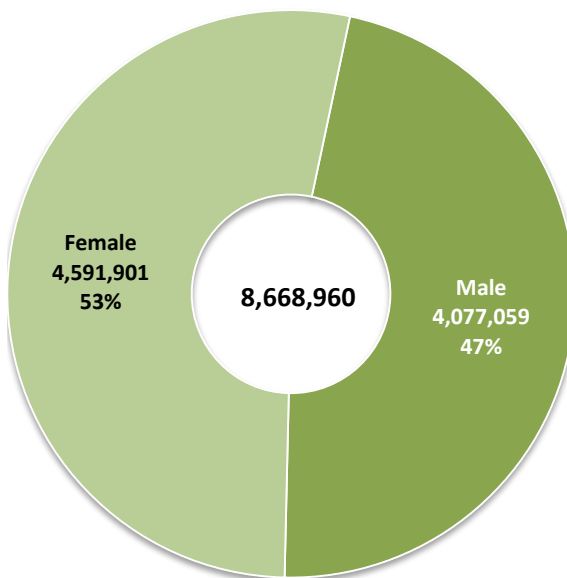
## July 2016 Certified Eligible Statistics – Medi-Cal Population

As of the MEDS Cut-off for October 2016

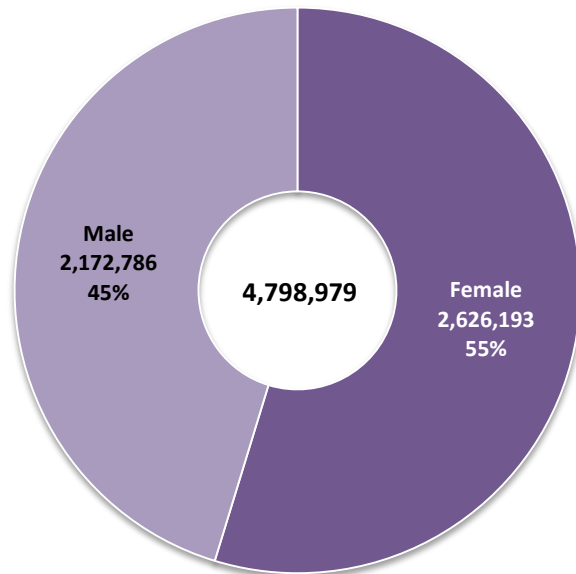
**Figure 15: Medi-Cal Certified Eligibles by MAGI Status**



**Figure 16: Gender for MAGI\***



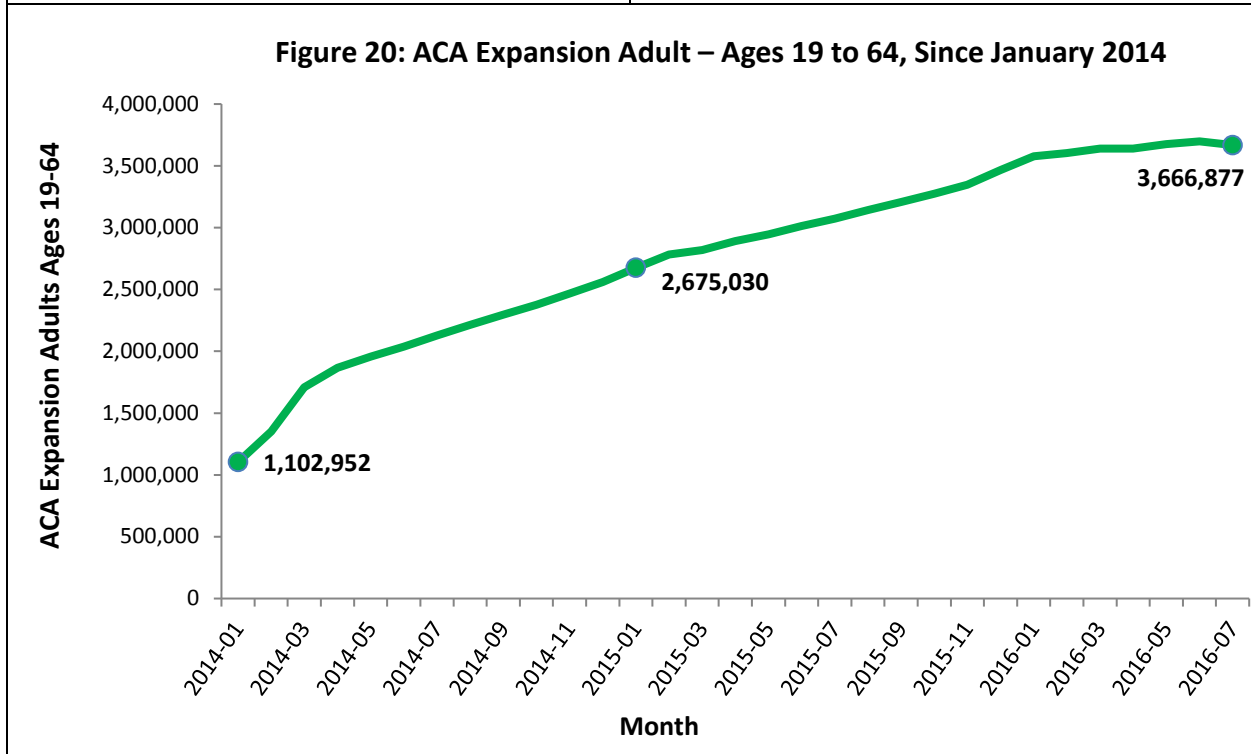
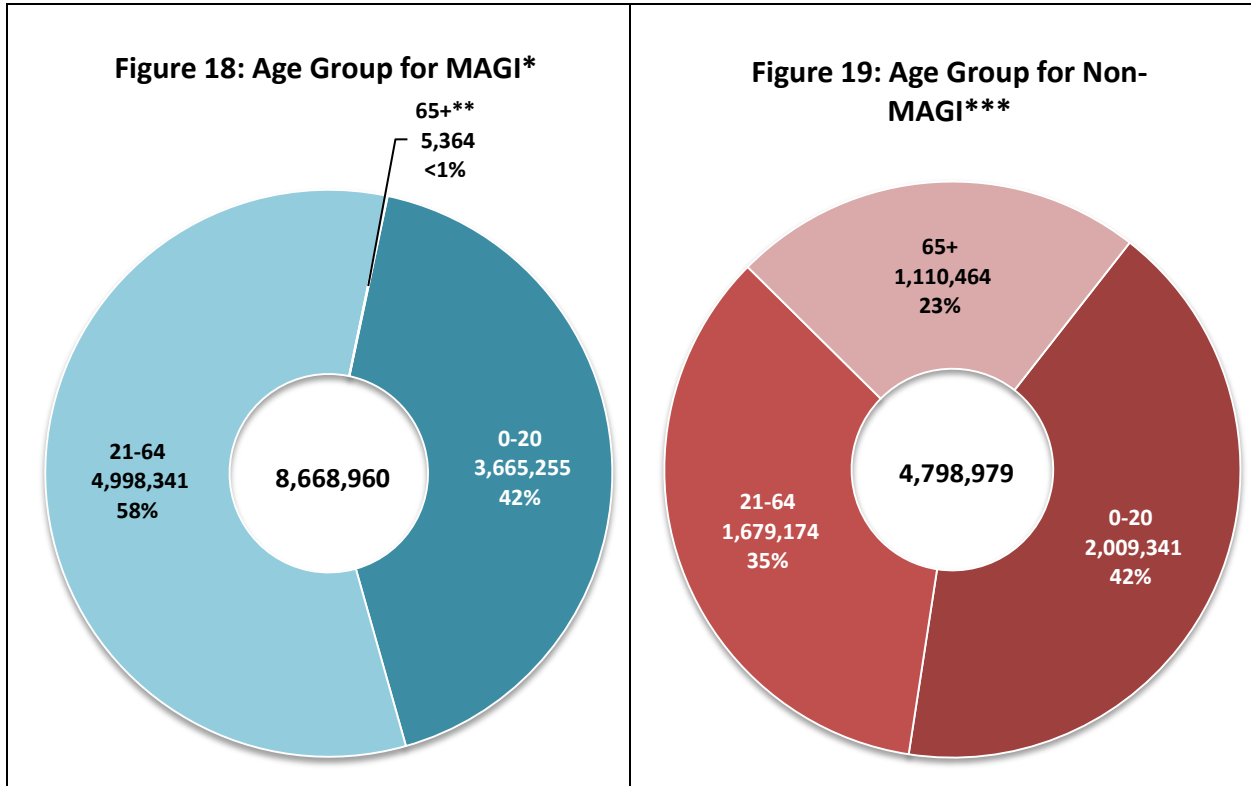
**Figure 17: Gender for Non-MAGI**



\*One certified eligible categorized as MAGI and without gender data was grouped in the "Female" cohort.

## July 2016 Certified Eligible Statistics – Medi-Cal Population

As of the MEDS Cut-off for October 2016



\*Four certified eligibles categorized as MAGI and without age data were grouped in the “0-20” age cohort.

\*\*Some MAGI aid codes do not have age restrictions.

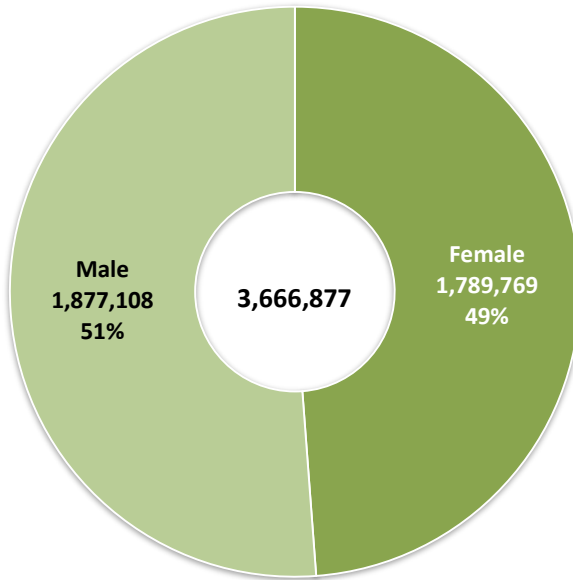
\*\*\*Four certified eligible categorized as Non-MAGI and without age data was grouped in the “0-20” age cohort.



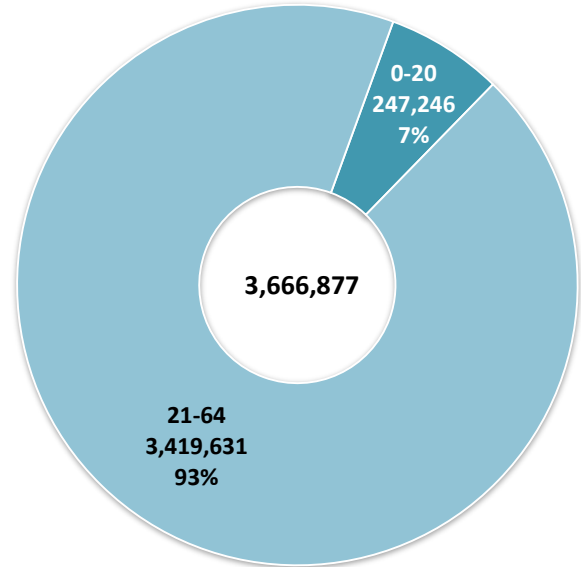
## July 2016 Certified Eligible Statistics – Medi-Cal Population

As of the MEDS Cut-off for October 2016

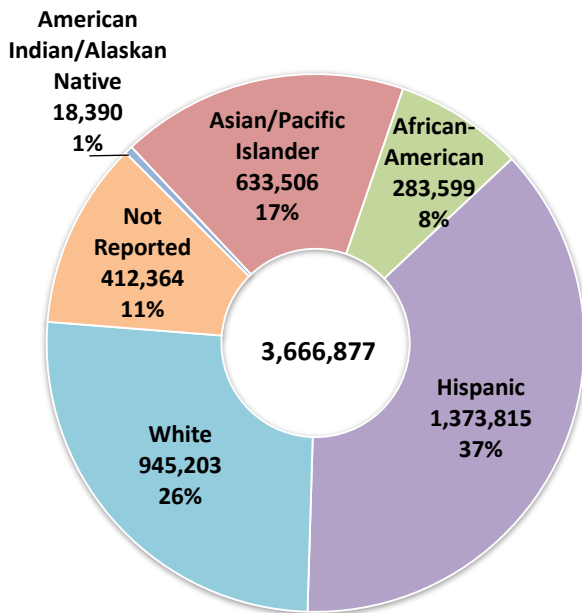
**Figure 21: ACA Expansion Adult – Ages 19 to 64 – Gender**



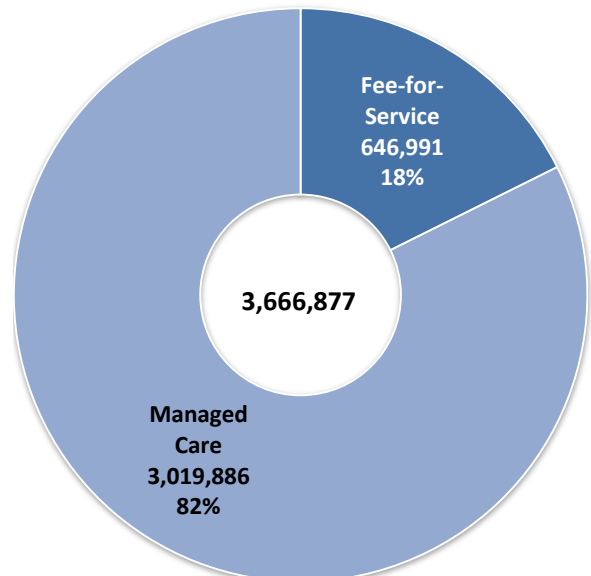
**Figure 22: ACA Expansion Adult – Ages 19 to 64 – Age Group**



**Figure 23: ACA Expansion Adult – Ages 19 to 64 – Race/Ethnicity**



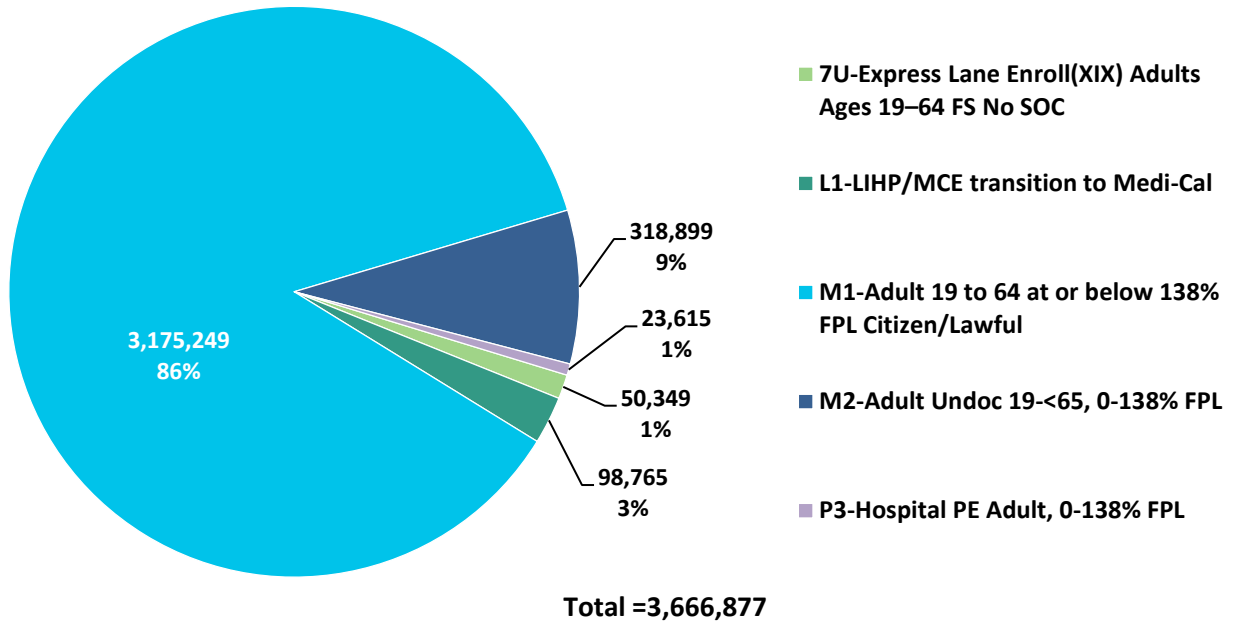
**Figure 24: ACA Expansion Adult – Ages 19 to 64 – Delivery System**



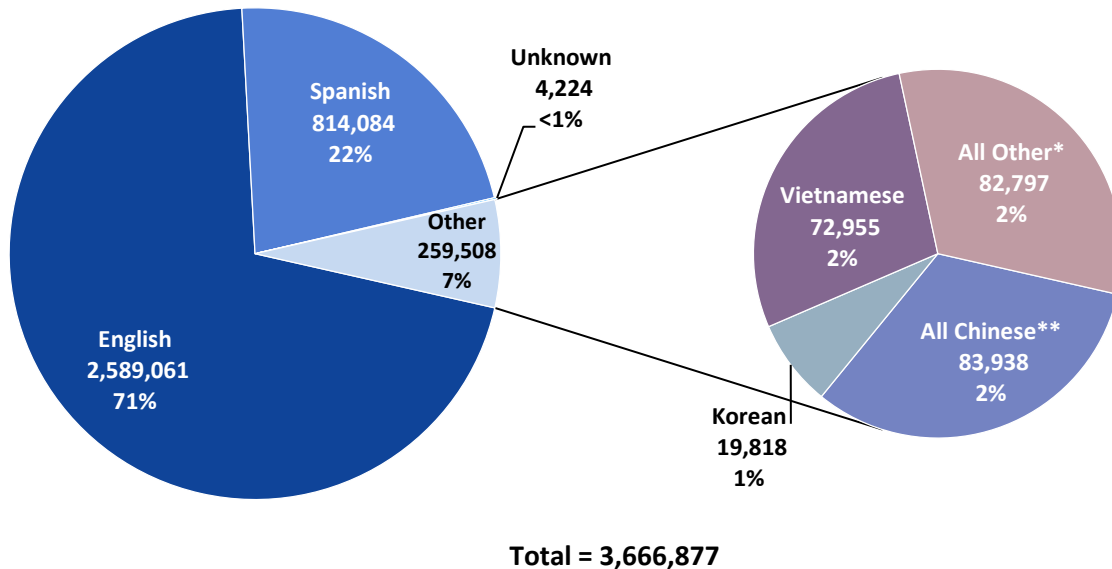
## July 2016 Certified Eligible Statistics – Medi-Cal Population

As of the MEDS Cut-off for October 2016

**Figure 25: ACA Expansion Adult – Ages 19 to 64 – Aid Code**



**Figure 26: ACA Expansion Adult – Ages 19 to 64 – Language**



\*All Other” includes: ASL, Arabic, Armenian, Cambodian, Farsi, French, Hebrew, Hmong, Ilocano, Italian, Japanese, Lao, Mien, Other Non-English, Other Sign, Polish, Portuguese, Russian, Samoan, Tagalog, Thai, and Turkish.

\*\*“All Chinese” includes those who indicated their primary language as Mandarin, Cantonese, or “Other Chinese.”



## July 2016 Certified Eligible Statistics – Medi-Cal Population

As of the MEDS Cut-off for October 2016

### Appendix 1

**Table 1:** Medi-Cal Aid Categories and Aid Codes

Aid Category	Corresponding Primary Aid Codes
ACA Expansion Adult - Ages 19 to 64*	7U, L1, M1, P3
Adoption/Foster Care	03, 04, 06, 07, 40, 42, 43, 45, 46, 49, 2P, 2R, 2S, 2T, 2U, 4A, 4E, 4F, 4G, 4H, 4L, 4M, 4N, 4S, 4T, 4W, 5K
CHIP	5C, 5D, 5E, 7X, 8P, 8R, 8X, E2, E6, E7, H0, H1, H2, H3, H4, H5, H6, H9, L2, L4, M5, T1, T2, T3, T4, T5
LTC	13, 23, 53, 63
Other	01, 02, 08, 0A, 0L, 0M, 0N, 0P, 0R, 0T, 0U, 0V, 0W, 0X, 0Y, 2A, 2V, 44, 4K, 4V, 5V, 65, 71, 73, 76, 77, 7F, 7G, 7H, 7M, 7N, 7P, 7R, 7V, 81, 82, 83, 86, 87, 8E, 8W, 90, F1, F2, F3, F4, F5, F6, F7, F8, G0, G1, G2, G3, G4, G5, G6, G7, G8, G9, J1, J2, J3, J4, J5, J6, J7, J8, M9, N0, N5, N6, N7, N8, N9, R1
Parent/Caretaker Relative & Child	3N, 30, 32, 33, 34, 35, 37, 38, 39, 3A, 3C, 3D, 3E, 3F, 3G, 3H, 3L, 3M, 3P, 3R, 3U, 3W, 47, 54, 59, 5X, 6R, 72, 7A, 7J, 7S, 7T, 7W, 8U, 8V, H7, H8, K1, M3, M7, P1, P2, P4, P5, P7, P9
Seniors and Persons with Disabilities	10, 14, 16, 17, 18, 1E, 1H, 1X, 1Y, 20, 24, 26, 27, 28, 2E, 2H, 36, 60, 64, 66, 67, 68, 6A, 6C, 6E, 6G, 6H, 6J, 6N, 6P, 6S, 6V, 6W, 6X, 6Y, 8G
Undocumented	1U, 3T, 3V, 48, 55, 58, 5F, 5H, 5J, 5M, 5N, 5R, 5T, 5W, 5Y, 69, 6U, 70, 74, 7C, 7K, 8N, 8T, C1, C2, C3, C4, C5, C6, C7, C8, C9, D1, D2, D3, D4, D5, D6, D7, D8, D9, L3, L5, M0, M4, M6, M8, P0, P6, P8, T0, T6, T7, T8, T9

\*Although the M2 aid code is specified for Undocumented immigrants, this publication includes M2 in the ACA Expansion Adult – Ages 19 to 64 group. For this publication, this population was categorized using the following aid codes: 7U, L1, M1, M2, and P3.

**Note:** Aid category groupings were established by RASD and are used for analytical purposes only. They do not necessarily represent specific distinctions between eligibility criteria, funding sources, or any other differentiating characteristics.



## July 2016 Certified Eligible Statistics – Medi-Cal Population

As of the MEDS Cut-off for October 2016

### Appendix 2

**Table 2:** Aid Codes by MAGI Status

MAGI Status	Corresponding Primary Aid Codes
MAGI	59, 5T, 7J*, 7K*, 8E, E2, E6, E7, M0, M1, M2, M3, M4, M5, M6, M7, M8, M9, N5, N6, N7, N8, P0, P5, P6, P7, P8, P9, T0, T1, T2, T3, T4, T5, T6, T7, T8, T9
Non-MAGI	01, 02, 03, 04, 06, 07, 08, 0A, 0L, 0M, 0N, 0P, 0R, 0T, 0U, 0V, 0W, 0Y, 10, 13, 14, 16, 17, 1E, 1H, 1U, 1X, 1Y, 20, 23, 24, 26, 27, 2A, 2E, 2H, 2P, 2R, 2S, 2T, 2U, 2V, 30, 32, 33, 34, 35, 36, 37, 38, 39, 3A, 3C, 3D, 3E, 3F, 3G, 3H, 3L, 3M, 3N, 3P, 3R, 3T, 3U, 3V, 3W, 40, 42, 43, 44, 45, 46, 47, 48, 49, 4A, 4E, 4F, 4G, 4H, 4K, 4L, 4M, 4N, 4S, 4T, 4V, 4W, 53, 54, 55, 58, 5C, 5D, 5E, 5F, 5H, 5J, 5K, 5M, 5R, 5V, 5W, 60, 63, 64, 66, 67, 69, 6A, 6C, 6E, 6G, 6H, 6J, 6N, 6P, 6R, 6S, 6U, 6V, 6W, 6X, 6Y, 71, 72, 73, 74, 76, 77, 7A, 7C, 7F, 7G, 7H, 7M, 7N, 7P, 7R, 7S, 7T, 7U, 7W, 81, 82, 83, 86, 87, 8G, 8N, 8P, 8R, 8T, 8U, 8W, 8X, 90, C1, C2, C3, C5, C6, C7, C8, C9, D1, D2, D3, D4, D5, D6, D7, D8, D9, F1, F2, F3, F4, G1, G2, G3, G5, G6, G9, H0, H1, H2, H3, H4, H5, H6, H7, H8, H9, J3, J7, K1, L1, N0, N9, P1, P2, P3, P4, R1

\*Aid codes 7J and 7K are both MAGI and Non-MAGI. For the purposes of analysis these aid codes have been included in the MAGI category only.

**If You Plan To Cite this Paper in a Subsequent Work, We Suggest the Following Citation:**

Research and Analytic Studies Division, November 2016. *Medi-Cal Monthly Enrollment Fast Facts, July 2016*. California Department of Health Care Services.

**Legal Disclaimer:**

Please note that this document provides a brief summary of complex subjects and should be used only as an overview and general guide to the Medi-Cal program. The views expressed herein do not necessarily reflect the policies or legal positions of the California Health and Human Services Agency (CHHS) and the California Department of Health Care Services (DHCS). These summaries do not render any legal, accounting, or other professional advice, nor are they intended to explain fully all of the provisions or exclusions of the relevant laws, regulations, and rulings of the Medicare and Medicaid programs. Original sources of authority should be researched and utilized.