

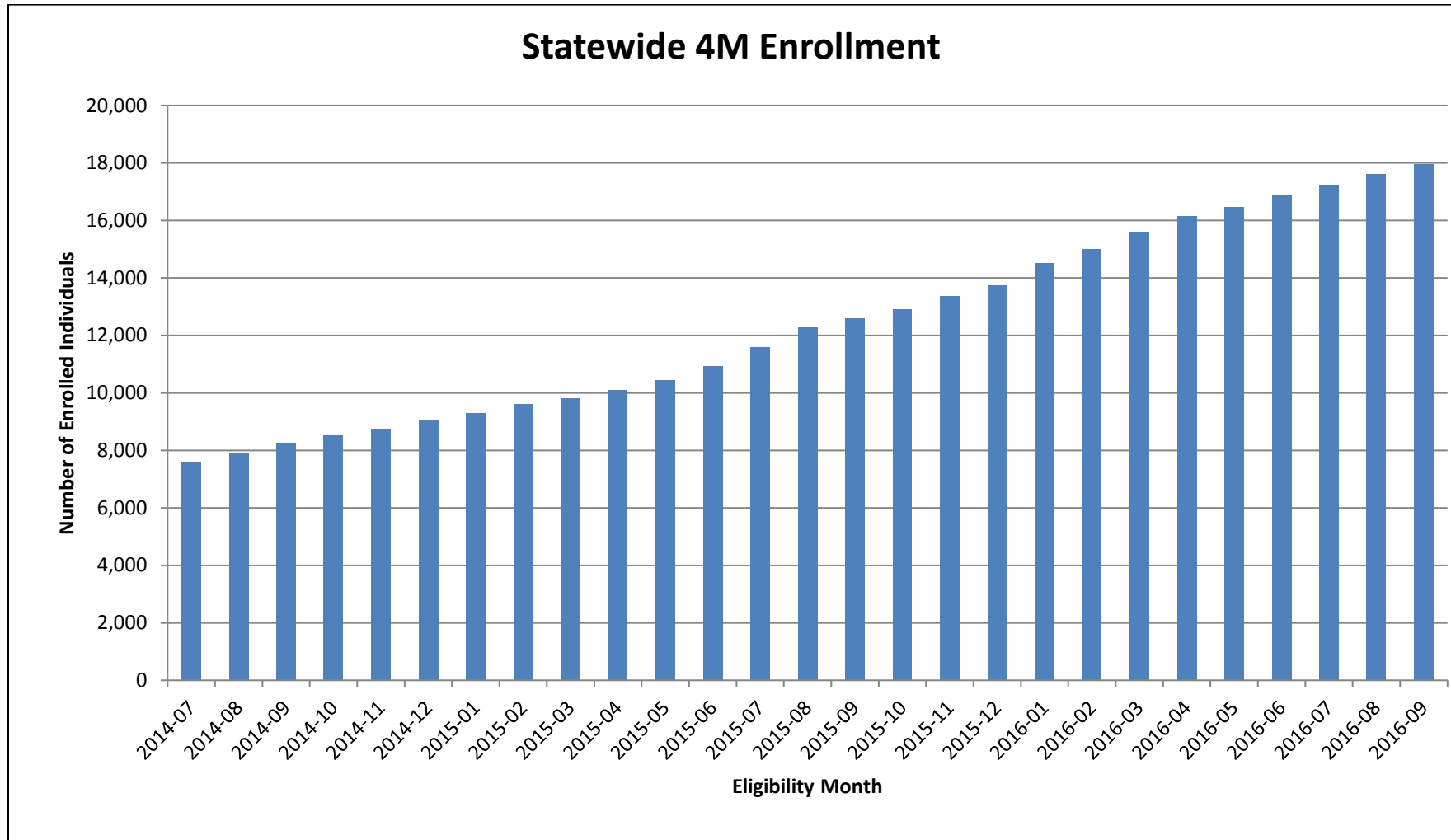
## 1. Statewide Monthly Enrollment in 4M

Eligibility Month	Monthly Total Program Participation
2014-07	7,576
2014-08	7,915
2014-09	8,220
2014-10	8,511
2014-11	8,724
2014-12	9,023
2015-01	9,283
2015-02	9,596
2015-03	9,819
2015-04	10,096
2015-05	10,451
2015-06	10,921
2015-07	11,591
2015-08	12,276
2015-09	12,592
2015-10	12,903
2015-11	13,356
2015-12	13,725
2016-01	14,519
2016-02	15,006
2016-03	15,595
2016-04	16,139
2016-05	16,467
2016-06	16,884
2016-07	17,247
2016-08	17,620
2016-09	17,961

**Description:** An examination of statewide, monthly enrollment in the 4M aid code.

**Source:** MIS/DSS **Date of data run:** 10/31/16 (For readability, data from 2013 and early 2014 has been excluded.)

**Notes:** "Monthly Total Program Participation" represents the total number of individuals enrolled in the 4M aid code in a given month. This includes individuals who have 4M as either their primary or secondary aid code. A possible example of 4M being the secondary aid code is if the individual is also enrolled in CalWORKs.



**Description:** An examination of statewide, monthly enrollment in the 4M aid code.

**Source:** MIS/DSS **Date of data run:** 10/31/16 (For readability, data from 2013 and early 2014 has been excluded.)

**Notes:** "Monthly Total Program Participation" represents the total number of individuals enrolled in the 4M aid code in a given month. This includes individuals who have 4M as either their primary or secondary aid code. A possible example of 4M being the secondary aid code is if the individual is also enrolled in CalWORKs.

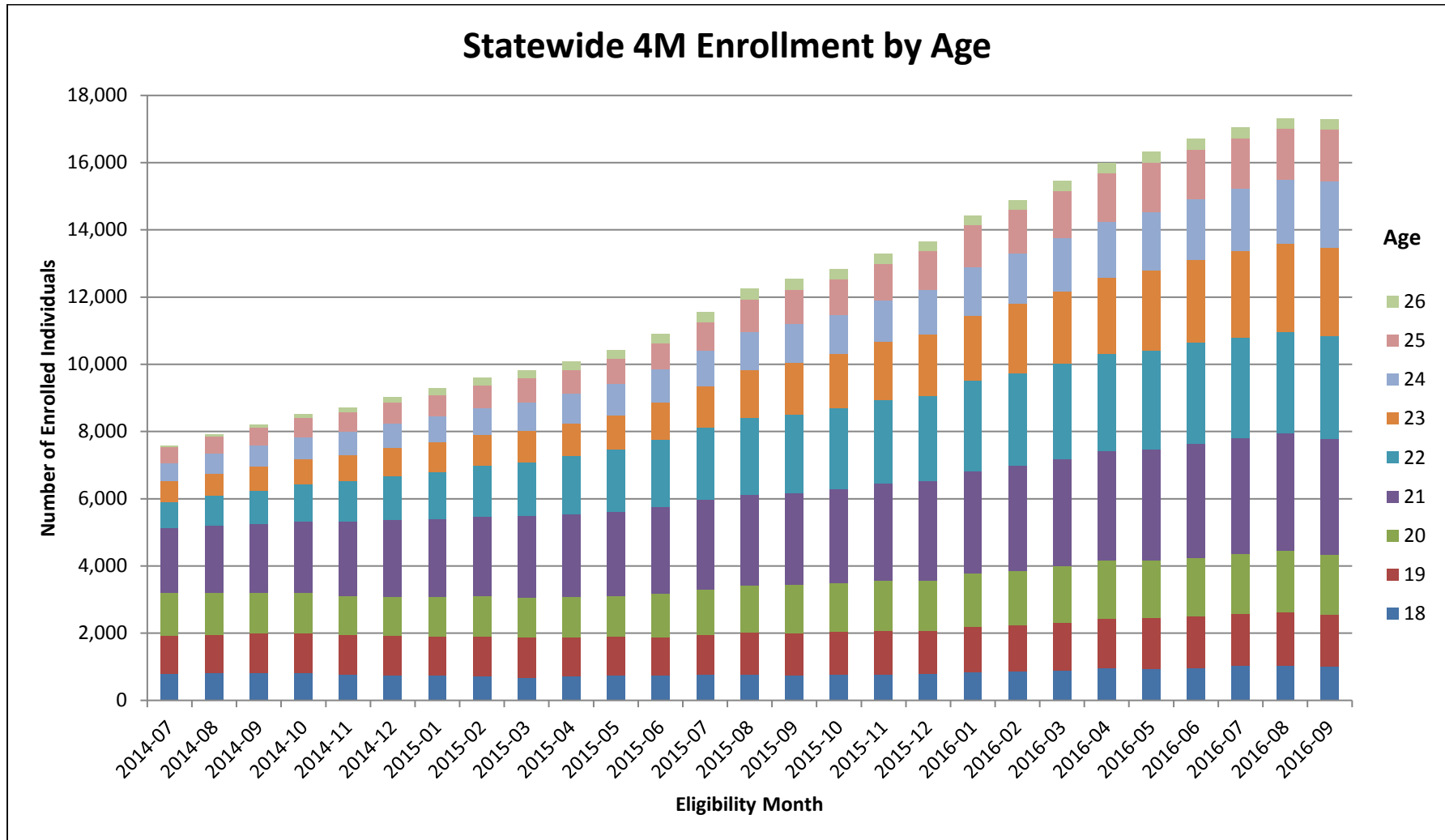
## 2. Statewide Monthly Enrollment in 4M, by Age

Eligibility Month/Age	18	19	20	21	22	23	24	25	26	Sum
2014-07	802	1,130	1,277	1,910	796	605	539	472	45	7,576
2014-08	816	1,140	1,243	1,995	901	661	581	517	61	7,915
2014-09	833	1,158	1,203	2,065	992	708	633	535	93	8,220
2014-10	818	1,178	1,199	2,137	1,099	738	663	562	116	8,510
2014-11	761	1,186	1,167	2,208	1,208	782	681	586	143	8,722
2014-12	751	1,166	1,176	2,272	1,314	831	728	621	163	9,022
2015-01	734	1,171	1,164	2,331	1,398	884	767	634	198	9,281
2015-02	717	1,179	1,199	2,378	1,527	891	820	659	225	9,595
2015-03	684	1,185	1,193	2,414	1,609	950	849	697	235	9,816
2015-04	714	1,165	1,200	2,461	1,740	958	891	712	245	10,086
2015-05	735	1,156	1,226	2,490	1,864	1,027	916	761	260	10,435
2015-06	733	1,159	1,285	2,579	1,993	1,116	977	776	285	10,903
2015-07	767	1,183	1,346	2,666	2,154	1,247	1,039	856	309	11,567
2015-08	778	1,237	1,397	2,719	2,274	1,434	1,131	950	320	12,240
2015-09	746	1,258	1,422	2,751	2,341	1,522	1,168	1,008	331	12,547
2015-10	766	1,283	1,445	2,786	2,410	1,611	1,179	1,046	313	12,839
2015-11	780	1,287	1,498	2,890	2,491	1,722	1,236	1,089	291	13,284
2015-12	798	1,278	1,498	2,948	2,553	1,810	1,333	1,141	277	13,636
2016-01	846	1,351	1,578	3,048	2,685	1,951	1,433	1,246	278	14,416
2016-02	868	1,365	1,623	3,128	2,751	2,085	1,477	1,309	281	14,887
2016-03	902	1,409	1,689	3,170	2,839	2,168	1,581	1,409	296	15,463
2016-04	953	1,478	1,730	3,255	2,896	2,260	1,678	1,440	311	16,001
2016-05	941	1,507	1,717	3,312	2,928	2,394	1,733	1,458	324	16,314
2016-06	969	1,546	1,716	3,405	3,003	2,477	1,793	1,475	326	16,710
2016-07	1,020	1,547	1,777	3,466	2,992	2,575	1,860	1,502	314	17,053
2016-08	1,049	1,568	1,826	3,496	3,031	2,607	1,918	1,516	299	17,310
2016-09	1,000	1,558	1,784	3,439	3,069	2,620	1,971	1,552	306	17,299

**Description:** An examination of statewide, monthly enrollment in the 4M aid code, separated by age.

**Source:** MIS/DSS      **Date of data run:** 10/31/2016 (For readability, data from 2013 and early 2014 has been excluded.)

**Notes:** The enrollment totals are "Monthly Total Program Participation" totals, which represent the total number of individuals enrolled in the 4M aid code in a given month. This includes individuals who have 4M as either their primary or secondary aid code. A possible example of 4M being the secondary aid code is if the individual is also enrolled in CalWORKs. Cells are suppressed if they contain less than 11 individuals, and to achieve a combined total of at least 11 for all suppressed cells in a row. This is a required step completed to protect those individuals' identity and personal health information. FFY may receive coverage the month they turn 26, because Medi-Cal eligibility is determined on a monthly basis. There may also be 26 year-olds enrolled in 4M because they are being assessed by the counties for other programs.



**Description:** An examination of statewide, monthly enrollment in the 4M aid code, separated by age.

**Source:** MIS/DSS      **Date of data run:** 10/31/2016 (For readability, data from 2013 and early 2014 has been excluded.)

**Notes:** The enrollment totals are "Monthly Total Program Participation" totals, which represent the total number of individuals enrolled in the 4M aid code in a given month. This includes individuals who have 4M as either their primary or secondary aid code. A possible example of 4M being the secondary aid code is if the individual is also enrolled in CalWORKs.

Cells are suppressed if they contain less than 11 individuals, and to achieve a combined total of at least 11 for all suppressed cells in a row. This is a required step completed to protect those individuals' identity and personal health information. FFY may receive coverage the month they turn 26, because Medi-Cal eligibility is determined on a monthly basis. There may also be 26 year-olds enrolled in 4M because they are being assessed by the counties for other programs.

## 3. LA County Monthly Enrollment in 4M, by Age

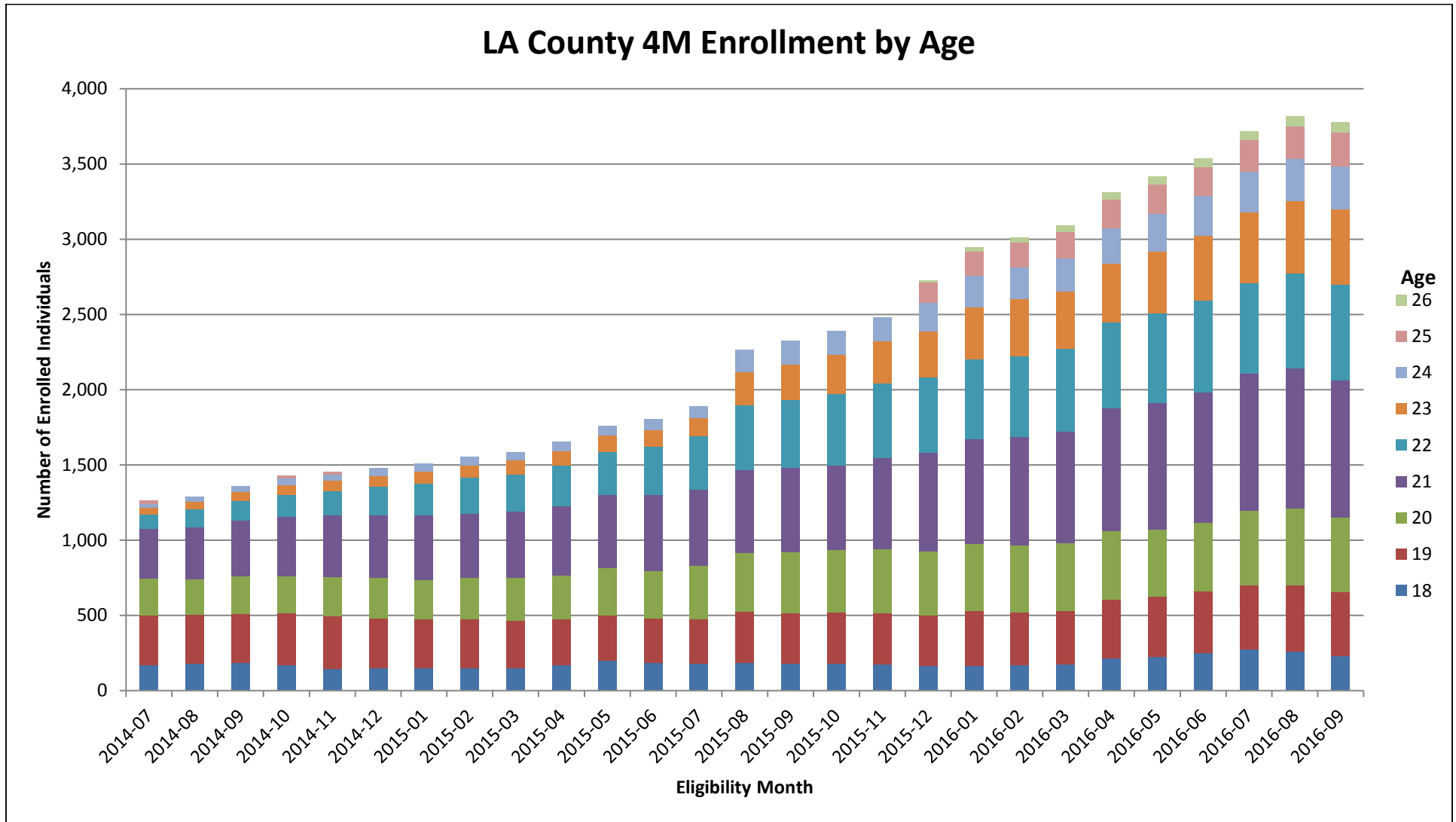
Eligibility Month/Age	18	19	20	21	22	23	24	25	26	Sum
2014-07	169	327	250	331	93	45	27	21	0	1,263
2014-08	181	321	240	348	115	52	31	*	*	1,288
2014-09	184	327	249	369	130	63	35	*	*	1,357
2014-10	172	342	247	392	149	67	41	16	0	1,426
2014-11	146	350	258	413	161	66	45	18	0	1,457
2014-12	150	331	271	415	187	73	53	*	*	1,480
2015-01	147	329	261	429	210	79	53	*	*	1,508
2015-02	150	325	277	426	238	82	57	*	*	1,555
2015-03	147	320	283	439	248	93	55	*	*	1,585
2015-04	168	306	292	460	270	94	62	*	*	1,652
2015-05	199	303	315	484	289	105	65	*	*	1,760
2015-06	184	293	319	504	322	110	70	*	*	1,802
2015-07	179	299	350	509	354	125	74	*	*	1,890
2015-08	185	337	394	549	433	222	148	*	*	2,268
2015-09	178	338	402	564	451	236	157	*	*	2,326
2015-10	180	340	419	556	479	257	159	*	*	2,390
2015-11	175	339	427	606	494	281	157	*	*	2,479
2015-12	162	340	424	657	498	306	188	139	13	2,727
2016-01	165	366	446	694	531	345	211	160	25	2,943
2016-02	168	353	442	724	537	377	213	168	30	3,012
2016-03	176	355	448	740	555	377	223	176	43	3,093
2016-04	214	392	453	819	569	391	237	191	49	3,315
2016-05	225	400	447	838	599	410	250	193	54	3,416
2016-06	248	411	458	865	610	433	263	192	58	3,538
2016-07	275	424	499	908	604	467	273	207	58	3,715
2016-08	261	443	505	935	629	481	283	213	68	3,818
2016-09	229	430	491	914	635	498	290	222	67	3,776

**Description:** An examination of Los Angeles County's monthly enrollment in the 4M aid code, separated by age.

**Source:** MIS/DSS **Date of data run:** 10/31/16 (For readability, data from 2013 and early 2014 has been excluded.)

**Notes:** The enrollment totals are "Monthly Total Program Participation" totals, which represent the total number of individuals enrolled in the 4M aid code in a given month. This includes individuals who have 4M as either their primary or secondary aid code. A possible example of 4M being the secondary aid code is if the individual is also enrolled in CalWORKs.

Cells are suppressed if they contain less than 11 individuals, and to achieve a combined total of at least 11 for all suppressed cells in a row. This is a required step completed to protect those individuals' identity and personal health information. FFY may receive coverage the month they turn 26, because Medi-Cal eligibility is determined on a monthly basis. There may also be 26 year-olds enrolled in 4M because they are being assessed by the counties for other programs.



**Description:** An examination of Los Angeles County's monthly enrollment in the 4M aid code, separated by age.

**Source:** MIS/DSS **Date of data run:** 10/31/16 (For readability, data from 2013 and early 2014 has been excluded.)

**Notes:** The enrollment totals are "Monthly Total Program Participation" totals, which represent the total number of individuals enrolled in the 4M aid code in a given month. This includes individuals who have 4M as either their primary or secondary aid code. A possible example of 4M being the secondary aid code is if the individual is also enrolled in CalWORKs. Cells are suppressed if they contain less than 11 individuals, and to achieve a combined total of at least 11 for all suppressed cells in a row. This is a required step completed to protect those individuals' identity and personal health information. FFY may receive coverage the month they turn 26, because Medi-Cal eligibility is determined on a monthly basis. There may also be 26 year-olds enrolled in 4M because they are being assessed by the counties for other programs.

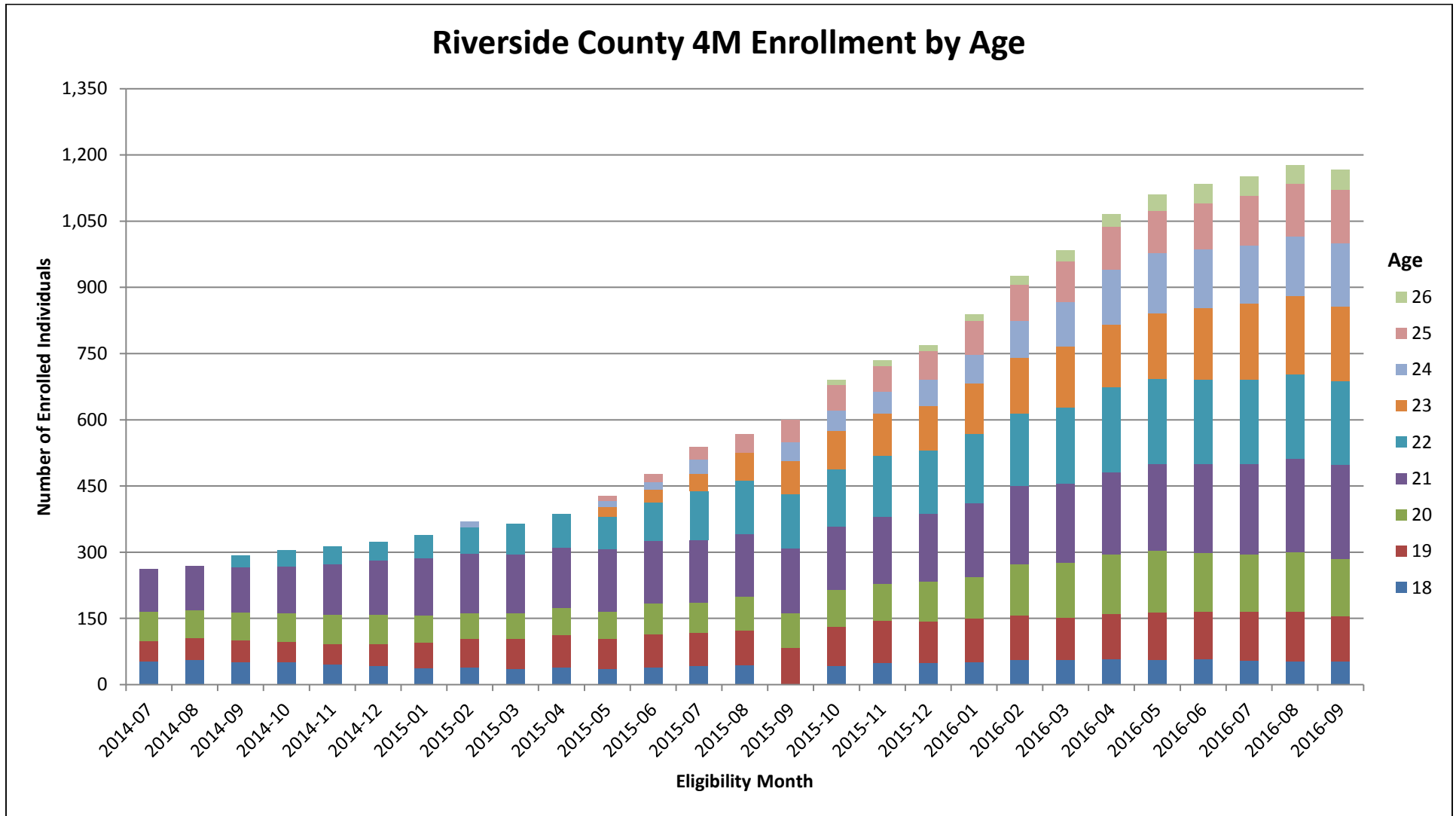
## 4. Riverside County Monthly Enrollment in 4M, by Age

Eligibility Month/Age	18	19	20	21	22	23	24	25	26	Sum
2014-07	52	47	67	97	*	*	*	0	0	263
2014-08	55	51	63	99	*	*	*	*	0	268
2014-09	51	49	64	102	27	*	*	*	0	293
2014-10	50	47	65	107	36	*	*	*	0	305
2014-11	46	46	66	115	41	*	*	*	0	314
2014-12	42	50	66	124	42	*	*	*	0	324
2015-01	38	57	62	129	52	*	*	*	0	338
2015-02	40	63	59	135	59	*	12	*	0	368
2015-03	36	68	59	132	70	*	*	*	0	365
2015-04	40	72	61	138	75	*	*	*	0	386
2015-05	36	67	63	141	74	21	15	11	0	428
2015-06	38	76	70	142	87	29	17	18	0	477
2015-07	42	75	69	141	111	40	32	29	0	539
2015-08	44	79	77	142	121	62	*	42	*	567
2015-09	*	83	79	147	123	75	43	51	*	601
2015-10	43	88	84	143	129	89	45	58	11	690
2015-11	50	94	85	152	138	95	49	58	13	734
2015-12	50	94	89	155	143	100	61	65	12	769
2016-01	50	99	96	166	157	115	65	76	14	838
2016-02	56	101	115	179	163	126	85	81	20	926
2016-03	56	96	124	179	172	140	100	92	24	983
2016-04	58	103	134	185	193	143	124	97	29	1,066
2016-05	56	107	141	196	193	149	135	96	37	1,110
2016-06	58	107	134	202	190	162	133	105	43	1,134
2016-07	55	110	130	205	191	172	132	113	44	1,152
2016-08	53	113	134	212	190	179	134	120	43	1,178
2016-09	53	102	130	213	189	170	143	121	46	1,167

**Description:** An examination of Riverside County's monthly enrollment in the 4M aid code, separated by age. **Source:** MIS/DSS

**Date of data run:** 10/31/16 (For readability, data from 2013 and early 2014 has been excluded.)

**Notes:** The enrollment totals are "Monthly Total Program Participation" totals, which represent the total number of individuals enrolled in the 4M aid code in a given month. This includes individuals who have 4M as either their primary or secondary aid code. A possible example of 4M being the secondary aid code is if the individual is also enrolled in CalWORKs. Cells are suppressed if they contain less than 11 individuals, and to achieve a combined total of at least 11 for all suppressed cells in a row. This is a required step completed to protect those individuals' identity and personal health information. FFY may receive coverage the month they turn 26, because Medi-Cal eligibility is determined on a monthly basis. There may also be 26 year-olds enrolled in 4M because they are being assessed by the counties for other programs.



**Description:** An examination of Riverside County's monthly enrollment in the 4M aid code, separated by age. **Source:** MIS/DSS

**Date of data run:** 10/31/16 (For readability, data from 2013 and early 2014 has been excluded.)

**Notes:** The enrollment totals are "Monthly Total Program Participation" totals, which represent the total number of individuals enrolled in the 4M aid code in a given month. This includes individuals who have 4M as either their primary or secondary aid code. A possible example of 4M being the secondary aid code is if the individual is also enrolled in CalWORKs. Cells are suppressed if they contain less than 11 individuals, and to achieve a combined total of at least 11 for all suppressed cells in a row. This is a required step completed to protect those individuals' identity and personal health information. FFY may receive coverage the month they turn 26, because Medi-Cal eligibility is determined on a monthly basis. There may also be 26 year-olds enrolled in 4M because they are being assessed by the counties for other programs.



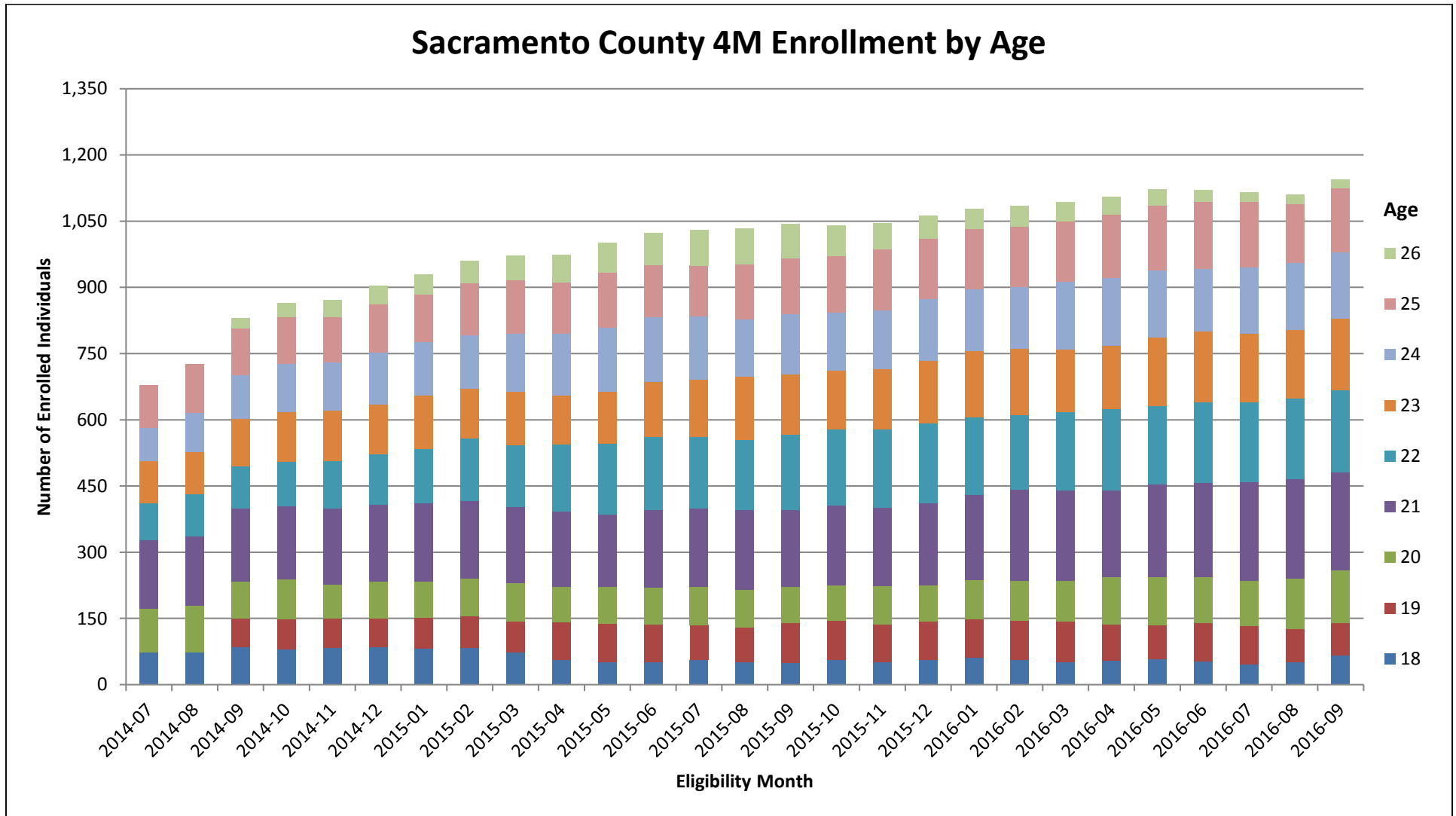
## 5. Sacramento County Monthly Enrollment in 4M, by Age

Eligibility Month/Age	18	19	20	21	22	23	24	25	26	Sum
2014-07	73	*	99	156	84	95	76	96	*	679
2014-08	74	*	105	157	95	96	89	110	*	726
2014-09	85	65	83	166	97	106	100	106	23	831
2014-10	80	69	91	164	102	111	110	106	31	864
2014-11	83	67	77	172	107	114	111	102	38	871
2014-12	86	64	83	174	116	113	116	109	42	903
2015-01	82	69	83	176	125	121	120	108	46	930
2015-02	84	71	86	175	143	111	122	117	50	959
2015-03	74	70	86	173	140	121	132	120	56	972
2015-04	56	85	81	170	152	111	140	116	62	973
2015-05	50	88	84	164	160	118	145	124	67	1,000
2015-06	51	85	84	176	166	124	146	119	72	1,023
2015-07	56	79	87	177	163	129	143	115	80	1,029
2015-08	50	80	84	182	159	142	131	124	82	1,034
2015-09	49	91	81	174	172	136	136	126	78	1,043
2015-10	57	89	80	180	172	134	131	128	70	1,041
2015-11	51	85	87	178	178	136	134	137	59	1,045
2015-12	57	86	82	186	180	143	140	137	52	1,063
2016-01	61	88	88	194	174	151	141	135	45	1,077
2016-02	57	88	90	206	170	151	139	137	47	1,085
2016-03	50	93	93	204	177	143	153	137	44	1,094
2016-04	55	81	108	196	185	142	155	142	41	1,105
2016-05	57	78	108	211	177	155	152	148	37	1,123
2016-06	52	88	105	212	183	160	142	152	27	1,121
2016-07	46	87	103	223	182	154	151	148	21	1,115
2016-08	50	75	116	224	184	154	152	134	21	1,110
2016-09	66	75	118	223	185	163	150	144	20	1,144

**Description:** An examination of Sacramento County's monthly enrollment in the 4M aid code, separated by age. **Source:** MIS/DSS

**Date of data run:** 10/31/16 (For readability, data from 2013 and early 2014 has been excluded.)

**Notes:** The enrollment totals are "Monthly Total Program Participation" totals, which represent the total number of individuals enrolled in the 4M aid code in a given month. This includes individuals who have 4M as either their primary or secondary aid code. A possible example of 4M being the secondary aid code is if the individual is also enrolled in CalWORKs. Cells are suppressed if they contain less than 11 individuals, and to achieve a combined total of at least 11 for all suppressed cells in a row. This is a required step completed to protect those individuals' identity and personal health information. FFY may receive coverage the month they turn 26, because Medi-Cal eligibility is determined on a monthly basis. There may also be 26 year-olds enrolled in 4M because they are being assessed by the counties for other programs.



**Description:** An examination of Sacramento County's monthly enrollment in the 4M aid code, separated by age. **Source:** MIS/DSS

**Date of data run:** 10/31/16 (For readability, data from 2013 and early 2014 has been excluded.)

**Notes:** The enrollment totals are "Monthly Total Program Participation" totals, which represent the total number of individuals enrolled in the 4M aid code in a given month. This includes individuals who have 4M as either their primary or secondary aid code. A possible example of 4M being the secondary aid code is if the individual is also enrolled in CalWORKs. Cells are suppressed if they contain less than 11 individuals, and to achieve a combined total of at least 11 for all suppressed cells in a row. This is a required step completed to protect those individuals' identity and personal health information. FFY may receive coverage the month they turn 26, because Medi-Cal eligibility is determined on a monthly basis. There may also be 26 year-olds enrolled in 4M because they are being assessed by the counties for other programs.

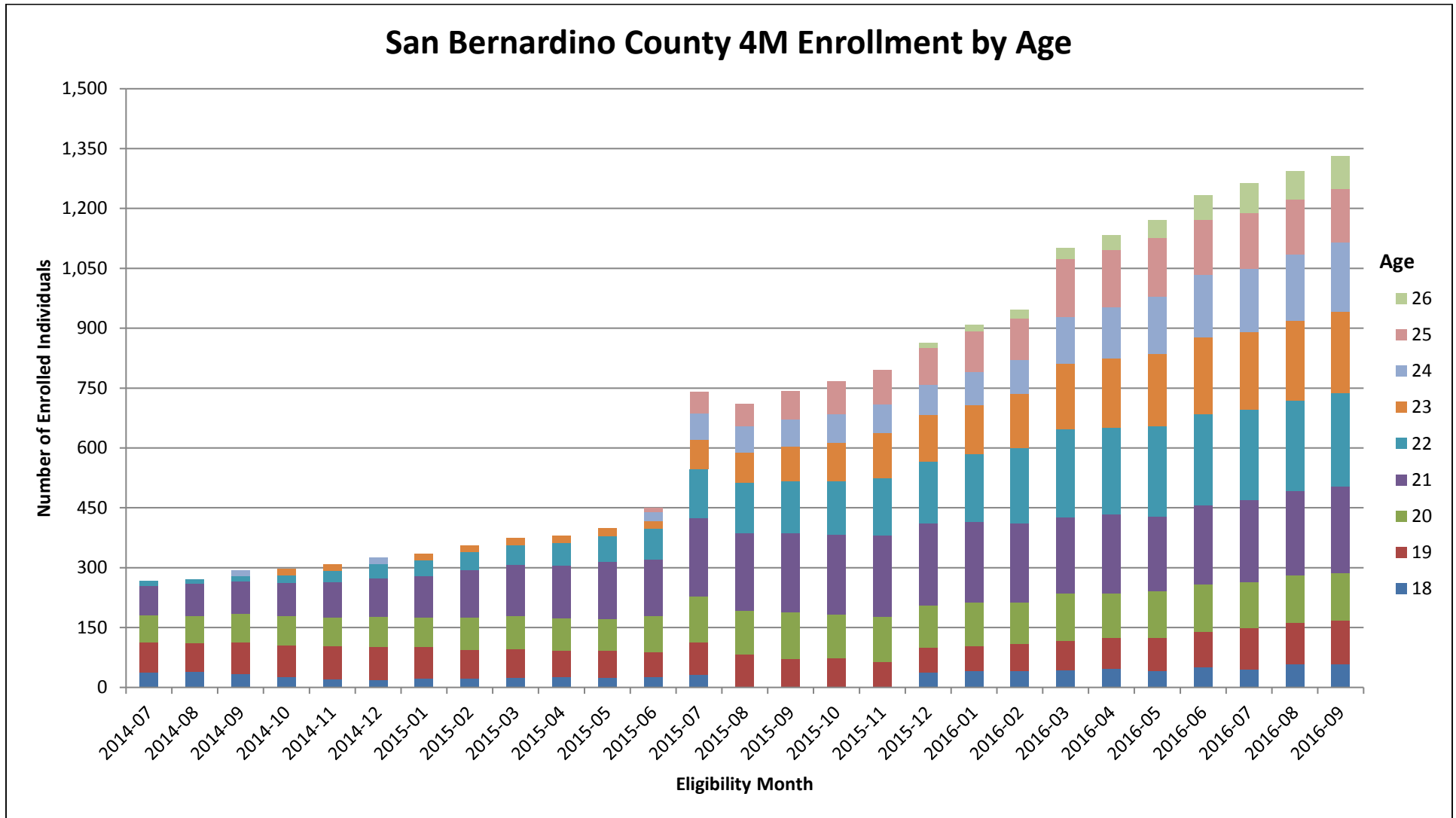
## 6. San Bernardino County Monthly Enrollment in 4M, by Age

Eligibility Month/Age	18	19	20	21	22	23	24	25	26	Sum
2014-07	38	76	68	74	11	*	*	0	0	267
2014-08	39	73	67	81	11	*	*	0	0	271
2014-09	33	80	71	82	14	*	13	*	0	293
2014-10	27	78	74	82	20	16	*	*	0	297
2014-11	20	84	72	89	27	16	*	*	0	308
2014-12	19	82	76	97	34	*	17	*	0	325
2015-01	23	78	75	104	38	17	*	*	0	335
2015-02	23	72	80	120	44	16	*	*	0	355
2015-03	24	73	83	127	49	19	*	*	0	375
2015-04	25	68	80	133	56	19	*	*	0	381
2015-05	24	69	79	143	64	19	*	*	0	398
2015-06	25	64	90	142	76	19	24	11	0	451
2015-07	31	82	115	196	123	73	67	53	0	740
2015-08	*	83	109	195	127	74	67	55	*	710
2015-09	*	72	116	199	131	85	69	70	*	742
2015-10	*	73	110	199	135	95	73	82	*	767
2015-11	*	63	115	203	143	113	73	85	*	795
2015-12	37	62	107	205	155	117	75	93	12	863
2016-01	41	62	109	202	171	123	82	102	17	909
2016-02	41	69	104	197	189	135	86	104	22	947
2016-03	44	73	118	191	221	164	118	144	27	1,100
2016-04	47	77	112	197	219	172	130	142	37	1,133
2016-05	41	84	117	186	226	181	144	148	44	1,171
2016-06	51	88	119	198	228	194	156	137	62	1,233
2016-07	46	102	115	207	226	195	159	138	75	1,263
2016-08	58	105	118	212	226	199	166	139	70	1,293
2016-09	58	110	118	218	233	204	173	136	81	1,331

**Description:** An examination of San Bernardino County's monthly enrollment in the 4M aid code, separated by age. **Source:** MIS/DSS

**Date of data run:** 10/31/16 (For readability, data from 2013 and early 2014 has been excluded.)

**Notes:** The enrollment totals are "Monthly Total Program Participation" totals, which represent the total number of individuals enrolled in the 4M aid code in a given month. This includes individuals who have 4M as either their primary or secondary aid code. A possible example of 4M being the secondary aid code is if the individual is also enrolled in CalWORKs. Cells are suppressed if they contain less than 11 individuals, and to achieve a combined total of at least 11 for all suppressed cells in a row. This is a required step completed to protect those individuals' identity and personal health information. FFY may receive coverage the month they turn 26, because Medi-Cal eligibility is determined on a monthly basis. There may also be 26 year-olds enrolled in 4M because they are being assessed by the counties for other programs.



**Description:** An examination of San Bernardino County's monthly enrollment in the 4M aid code, separated by age. **Source:** MIS/DSS

**Date of data run:** 10/31/16 (For readability, data from 2013 and early 2014 has been excluded.)

**Notes:** The enrollment totals are "Monthly Total Program Participation" totals, which represent the total number of individuals enrolled in the 4M aid code in a given month. This includes individuals who have 4M as either their primary or secondary aid code. A possible example of 4M being the secondary aid code is if the individual is also enrolled in CalWORKs. Cells are suppressed if they contain less than 11 individuals, and to achieve a combined total of at least 11 for all suppressed cells in a row. This is a required step completed to protect those individuals' identity and personal health information. FFY may receive coverage the month they turn 26, because Medi-Cal eligibility is determined on a monthly basis. There may also be 26 year-olds enrolled in 4M because they are being assessed by the counties for other programs.

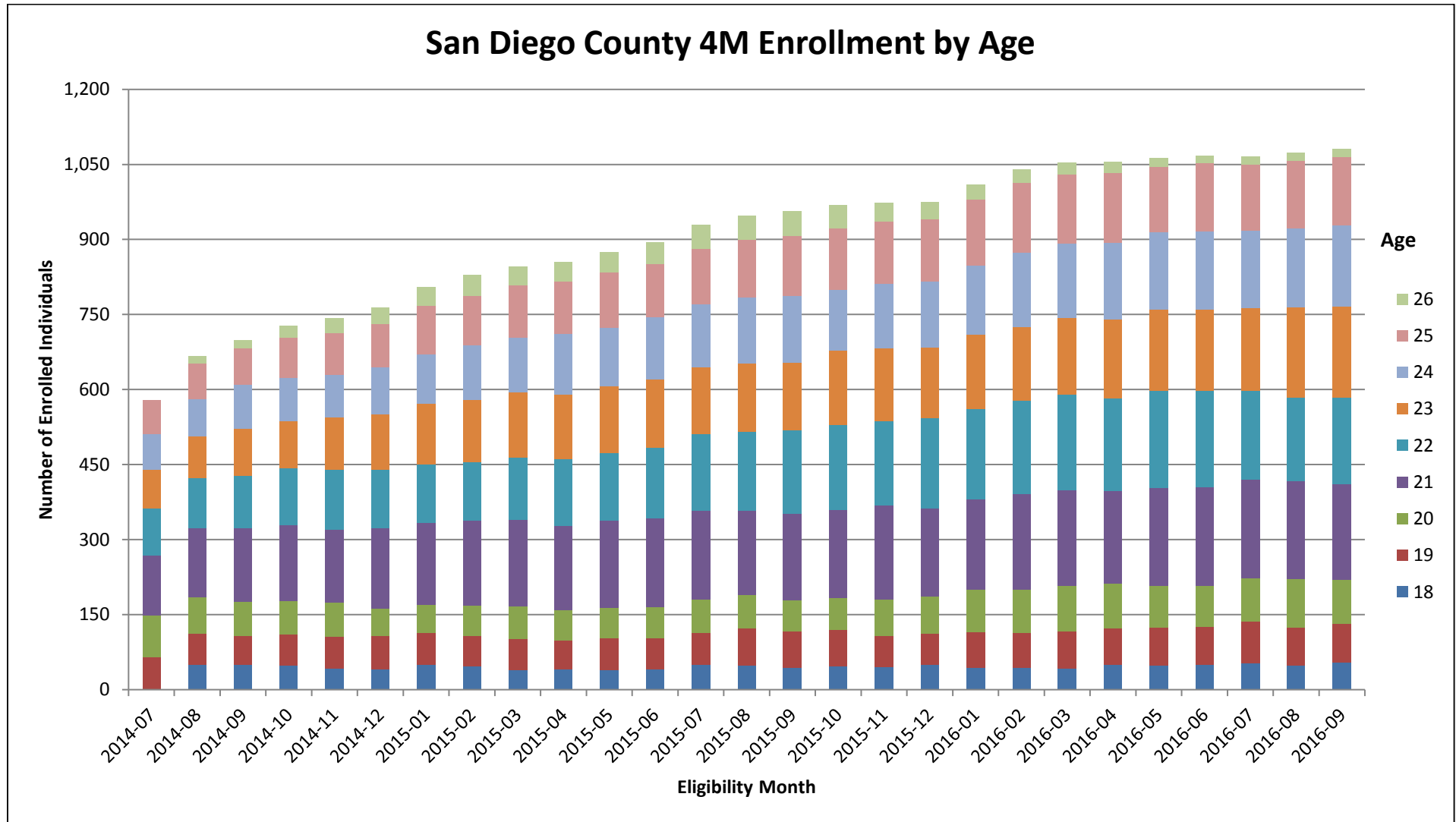
## 7. San Diego County Monthly Enrollment in 4M, by Age

Eligibility Month/Age	18	19	20	21	22	23	24	25	26	Sum
2014-07	*	65	83	121	93	78	71	68	*	579
2014-08	50	62	73	138	100	83	75	72	14	667
2014-09	49	59	68	147	104	95	87	74	16	699
2014-10	48	62	67	152	114	93	88	79	24	727
2014-11	43	63	69	145	120	104	86	83	30	743
2014-12	41	67	54	161	117	111	94	86	33	764
2015-01	50	63	57	163	118	121	99	96	37	804
2015-02	47	61	60	171	116	125	109	98	42	829
2015-03	39	63	64	174	124	130	110	104	37	845
2015-04	41	57	61	169	134	128	121	105	39	855
2015-05	40	63	61	174	135	134	117	110	40	874
2015-06	41	62	62	177	142	136	125	105	44	894
2015-07	49	65	66	178	154	132	127	110	48	929
2015-08	48	74	68	168	158	137	131	115	48	947
2015-09	44	73	61	174	167	135	133	120	50	957
2015-10	46	74	63	177	170	148	122	122	46	968
2015-11	45	63	73	187	168	147	129	123	38	973
2015-12	50	61	76	175	181	141	132	124	34	974
2016-01	44	70	85	182	181	148	139	131	30	1,010
2016-02	44	69	87	191	188	146	149	139	26	1,039
2016-03	42	75	90	192	191	154	148	139	23	1,054
2016-04	50	73	89	186	184	158	153	141	21	1,055
2016-05	49	75	84	195	195	162	155	130	18	1,063
2016-06	50	76	82	197	192	164	155	136	15	1,067
2016-07	52	85	86	197	178	166	153	133	16	1,066
2016-08	48	76	97	196	166	182	157	135	16	1,073
2016-09	54	78	88	191	173	182	163	136	16	1,081

**Description:** An examination of San Diego County's monthly enrollment in the 4M aid code, separated by age. **Source:** MIS/DSS

**Date of data run:** 10/31/16 (For readability, data from 2013 and early 2014 has been excluded.)

**Notes:** The enrollment totals are "Monthly Total Program Participation" totals, which represent the total number of individuals enrolled in the 4M aid code in a given month. This includes individuals who have 4M as either their primary or secondary aid code. A possible example of 4M being the secondary aid code is if the individual is also enrolled in CalWORKs. Cells are suppressed if they contain less than 11 individuals, and to achieve a combined total of at least 11 for all suppressed cells in a row. This is a required step completed to protect those individuals' identity and personal health information. FFY may receive coverage the month they turn 26, because Medi-Cal eligibility is determined on a monthly basis. There may also be 26 year-olds enrolled in 4M because they are being assessed by the counties for other programs.



**Description:** An examination of San Diego County's monthly enrollment in the 4M aid code, separated by age. **Source:** MIS/DSS

**Date of data run:** 10/31/16 (For readability, data from 2013 and early 2014 has been excluded.)

**Notes:** The enrollment totals are "Monthly Total Program Participation" totals, which represent the total number of individuals enrolled in the 4M aid code in a given month. This includes individuals who have 4M as either their primary or secondary aid code. A possible example of 4M being the secondary aid code is if the individual is also enrolled in CalWORKs. Cells are suppressed if they contain less than 11 individuals, and to achieve a combined total of at least 11 for all suppressed cells in a row. This is a required step completed to protect those individuals' identity and personal health information. FFY may receive coverage the month they turn 26, because Medi-Cal eligibility is determined on a monthly basis. There may also be 26 year-olds enrolled in 4M because they are being assessed by the counties for other programs.

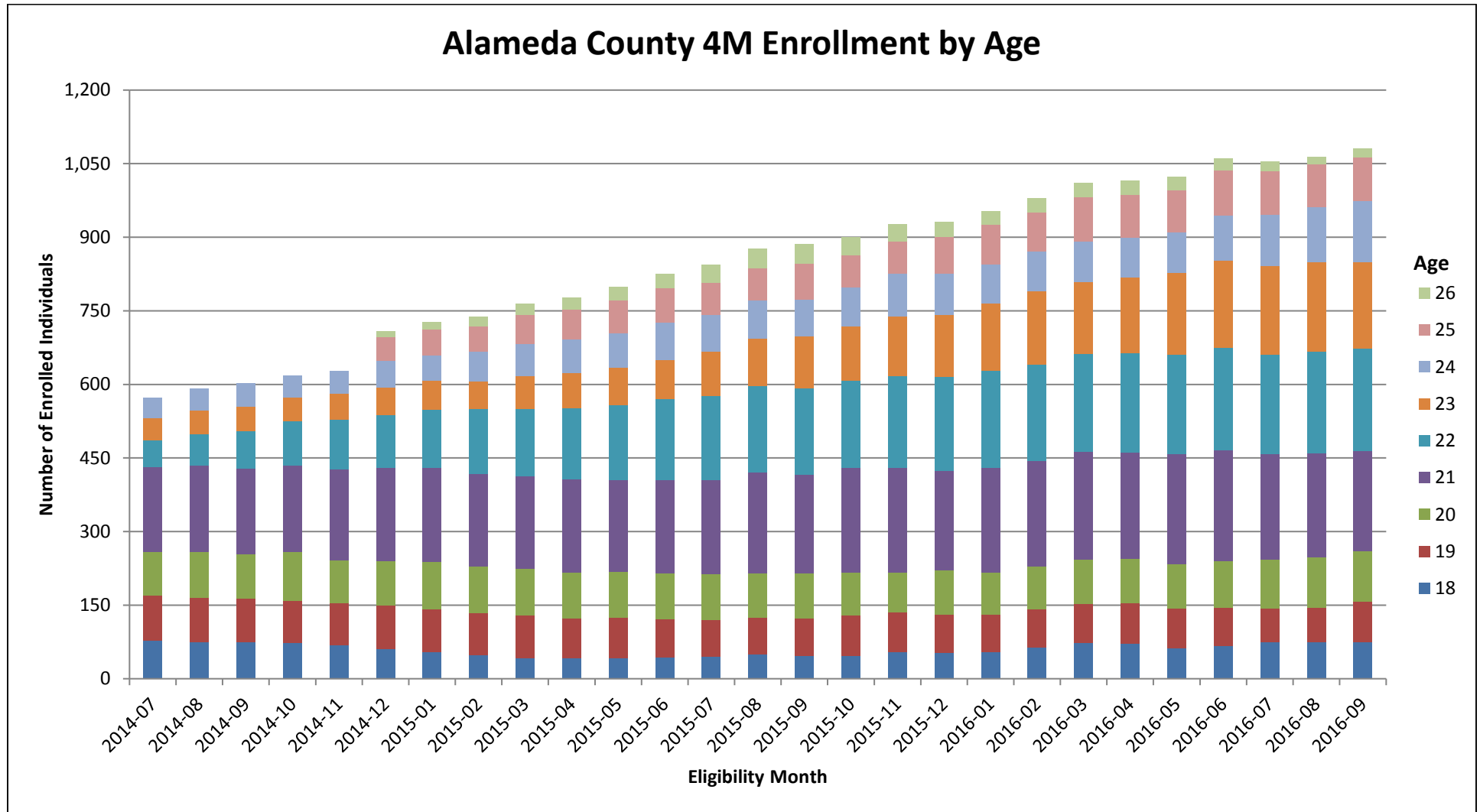
## 8. Alameda County Monthly Enrollment in 4M, by Age

Eligibility Month/Age	18	19	20	21	22	23	24	25	26	Sum
2014-07	77	92	90	172	56	44	41	*	*	572
2014-08	75	90	93	176	65	48	44	*	*	591
2014-09	74	89	91	174	77	50	47	*	*	602
2014-10	73	87	98	177	90	49	45	*	*	619
2014-11	69	85	87	186	101	54	46	*	*	628
2014-12	61	88	90	191	108	55	54	50	12	709
2015-01	54	88	96	192	119	59	51	53	15	727
2015-02	48	86	94	190	132	57	60	51	20	738
2015-03	42	87	95	189	137	67	66	58	23	764
2015-04	42	81	94	189	146	71	69	61	24	777
2015-05	42	82	95	186	153	77	69	67	27	798
2015-06	43	79	94	189	165	80	77	69	29	825
2015-07	45	75	94	192	170	90	76	66	36	844
2015-08	50	74	92	205	177	95	78	65	40	876
2015-09	46	78	91	201	176	106	75	73	40	886
2015-10	47	82	88	212	178	112	79	66	36	900
2015-11	55	80	81	214	188	120	87	67	35	927
2015-12	52	79	90	203	192	126	84	75	31	932
2016-01	54	77	85	213	199	137	80	81	28	954
2016-02	64	77	88	215	196	151	80	80	29	980
2016-03	73	79	90	221	200	146	82	91	29	1,011
2016-04	72	82	91	216	203	154	82	86	29	1,015
2016-05	62	81	90	224	204	167	82	86	28	1,024
2016-06	67	78	95	226	209	177	93	91	25	1,061
2016-07	75	69	98	215	204	180	104	90	19	1,054
2016-08	74	70	104	211	208	183	111	88	15	1,064
2016-09	75	83	102	205	208	177	124	88	18	1,080

**Description:** An examination of Alameda County's monthly enrollment in the 4M aid code, separated by age. **Source:** MIS/DSS

**Date of data run:** 10/31/16 (For readability, data from 2013 and early 2014 has been excluded.)

**Notes:** The enrollment totals are "Monthly Total Program Participation" totals, which represent the total number of individuals enrolled in the 4M aid code in a given month. This includes individuals who have 4M as either their primary or secondary aid code. A possible example of 4M being the secondary aid code is if the individual is also enrolled in CalWORKs. Cells are suppressed if they contain less than 11 individuals, and to achieve a combined total of at least 11 for all suppressed cells in a row. This is a required step completed to protect those individuals' identity and personal health information. FFY may receive coverage the month they turn 26, because Medi-Cal eligibility is determined on a monthly basis. There may also be 26 year-olds enrolled in 4M because they are being assessed by the counties for other programs.



**Description:** An examination of Alameda County's monthly enrollment in the 4M aid code, separated by age. **Source:** MIS/DSS

**Date of data run:** 10/31/16 (For readability, data from 2013 and early 2014 has been excluded.)

**Notes:** The enrollment totals are "Monthly Total Program Participation" totals, which represent the total number of individuals enrolled in the 4M aid code in a given month. This includes individuals who have 4M as either their primary or secondary aid code. A possible example of 4M being the secondary aid code is if the individual is also enrolled in CalWORKs. Cells are suppressed if they contain less than 11 individuals, and to achieve a combined total of at least 11 for all suppressed cells in a row. This is a required step completed to protect those individuals' identity and personal health information. FFY may receive coverage the month they turn 26, because Medi-Cal eligibility is determined on a monthly basis. There may also be 26 year-olds enrolled in 4M because they are being assessed by the counties for other programs.



## 9. Orange County Monthly Enrollment in 4M, by Age

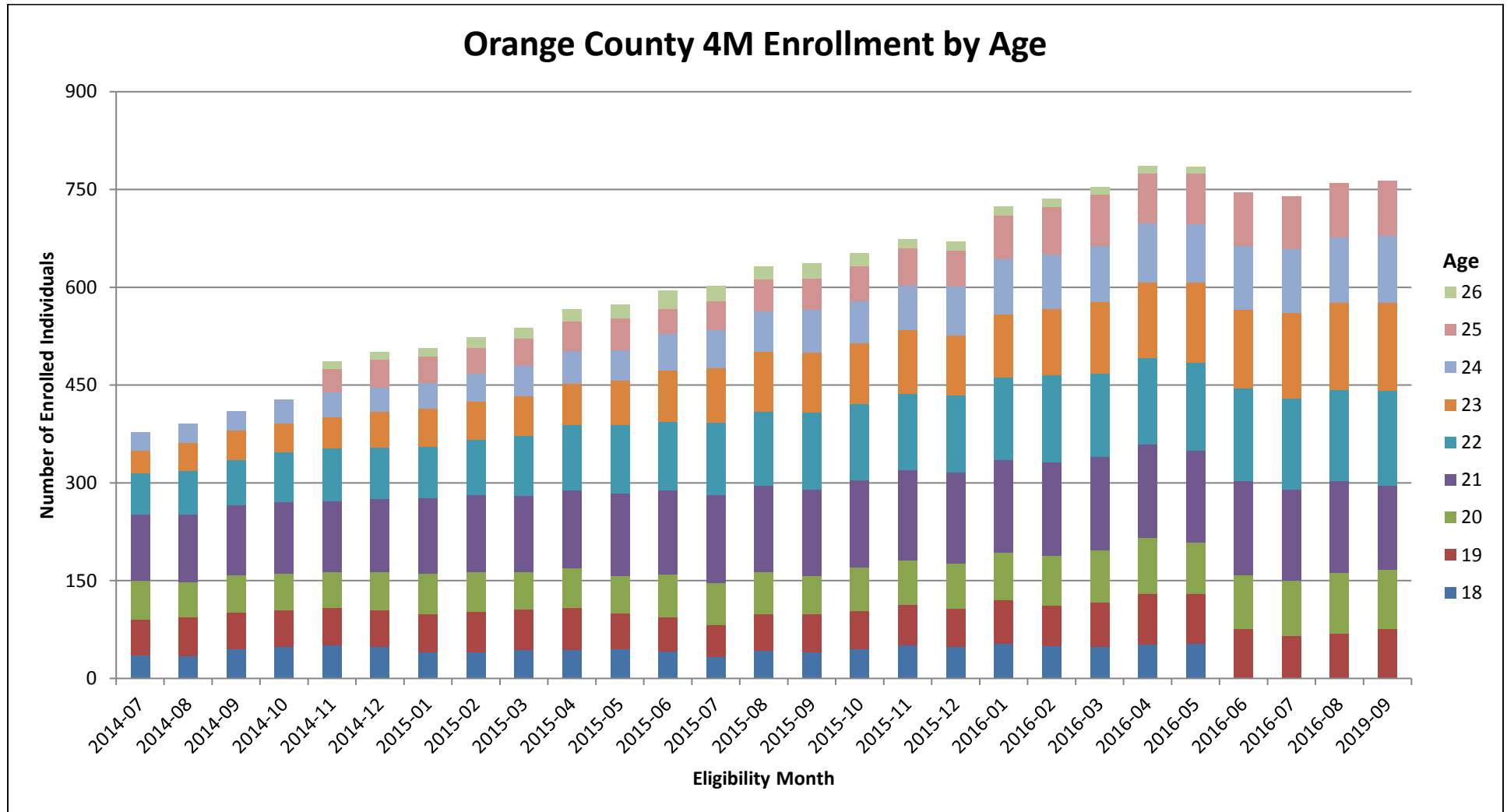
Eligibility Month/Age	18	19	20	21	22	23	24	25	26	Sum
2014-07	35	56	59	101	64	34	28	*	*	377
2014-08	34	60	54	103	68	42	29	*	*	390
2014-09	45	56	57	108	70	44	29	*	*	409
2014-10	48	57	56	110	76	44	36	*	*	427
2014-11	51	57	55	109	81	48	38	36	11	486
2014-12	49	56	58	113	79	55	36	44	11	501
2015-01	40	58	63	116	78	59	39	41	13	507
2015-02	40	62	62	117	85	58	44	39	16	523
2015-03	43	63	57	117	93	60	46	43	16	538
2015-04	44	65	60	119	101	63	50	45	19	566
2015-05	45	55	57	126	105	68	48	48	21	573
2015-06	41	53	66	129	104	80	55	39	28	595
2015-07	33	49	65	134	111	84	58	45	23	602
2015-08	42	57	64	133	114	91	63	48	20	632
2015-09	40	59	58	133	118	92	66	48	23	637
2015-10	45	59	66	134	117	93	65	53	20	652
2015-11	51	62	68	138	118	97	69	57	14	674
2015-12	49	58	69	140	118	92	75	56	14	671
2016-01	54	66	73	142	126	98	85	66	14	724
2016-02	50	62	76	144	133	102	84	72	13	736
2016-03	48	69	80	143	128	109	87	78	12	754
2016-04	52	78	86	143	132	117	90	77	11	786
2016-05	53	76	80	140	136	123	89	77	11	785
2016-06	*	76	83	144	142	121	97	82	*	745
2016-07	*	65	85	140	139	132	98	81	*	740
2016-08	*	69	93	141	140	133	101	83	*	760
2019-09	*	76	90	130	146	134	103	84	*	763

**Description:** An examination of Orange County's monthly enrollment in the 4M aid code, separated by age. **Source:** MIS/DSS

**Date of data run:** 10/31/16 (For readability, data from 2013 and early 2014 has been excluded.)

**Notes:** The enrollment totals are "Monthly Total Program Participation" totals, which represent the total number of individuals enrolled in the 4M aid code in a given month. This includes individuals who have 4M as either their primary or secondary aid code. A possible example of 4M being the secondary aid code is if the individual is also enrolled in CalWORKs.

Cells are suppressed if they contain less than 11 individuals, and to achieve a combined total of at least 11 for all suppressed cells in a row. This is a required step completed to protect those individuals' identity and personal health information. FFY may receive coverage the month they turn 26, because Medi-Cal eligibility is determined on a monthly basis. There may also be 26 year-olds enrolled in 4M because they are being assessed by the counties for other programs.



**Description:** An examination of Orange County's monthly enrollment in the 4M aid code, separated by age. **Source:** MIS/DSS

**Date of data run:** 10/31/16 (For readability, data from 2013 and early 2014 has been excluded.)

**Notes:** The enrollment totals are "Monthly Total Program Participation" totals, which represent the total number of individuals enrolled in the 4M aid code in a given month. This includes individuals who have 4M as either their primary or secondary aid code. A possible example of 4M being the secondary aid code is if the individual is also enrolled in CalWORKs.

Cells are suppressed if they contain less than 11 individuals, and to achieve a combined total of at least 11 for all suppressed cells in a row. This is a required step completed to protect those individuals' identity and personal health information. FFY may receive coverage the month they turn 26, because Medi-Cal eligibility is determined on a monthly basis. There may also be 26 year-olds enrolled in 4M because they are being assessed by the counties for other programs.

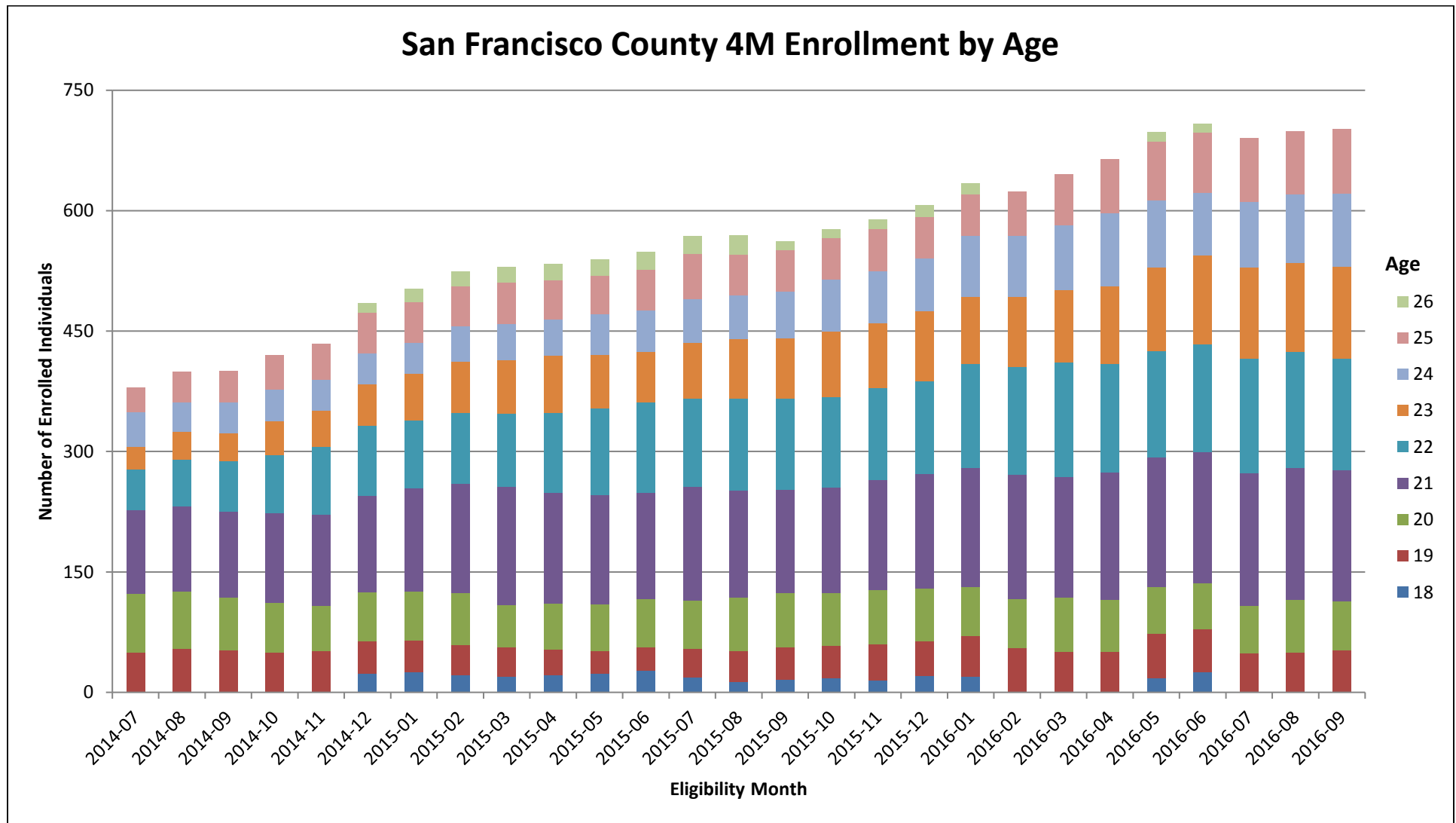
## 10. San Francisco County Monthly Enrollment in 4M by Age

Eligibility Month/Age	18	19	20	21	22	23	24	25	26	Sum
2014-07	*	50	73	104	51	28	43	31	*	380
2014-08	*	54	72	106	58	35	36	38	*	399
2014-09	*	53	65	107	63	35	38	39	*	400
2014-10	*	50	62	111	73	42	39	43	*	420
2014-11	*	52	56	113	85	45	39	44	*	434
2014-12	23	40	62	120	87	52	38	51	12	485
2015-01	25	40	61	128	85	58	39	50	17	503
2015-02	22	37	65	136	88	64	44	50	18	524
2015-03	20	36	53	147	91	67	45	52	19	530
2015-04	21	32	58	138	99	71	46	49	20	534
2015-05	23	28	59	136	108	67	50	48	20	539
2015-06	27	29	60	133	112	63	52	51	22	549
2015-07	19	35	61	141	110	69	55	56	22	568
2015-08	13	39	66	134	114	74	55	50	24	569
2015-09	16	40	68	129	113	75	58	52	11	562
2015-10	18	40	66	131	113	82	64	52	11	577
2015-11	15	45	67	138	114	81	65	52	12	589
2015-12	20	44	66	142	116	87	66	51	15	607
2016-01	20	50	61	149	129	84	76	51	14	634
2016-02	*	55	62	154	134	88	76	55	*	624
2016-03	*	51	67	151	142	90	81	63	*	645
2016-04	*	51	64	159	135	97	91	67	*	664
2016-05	18	55	58	162	132	104	84	73	12	698
2016-06	25	54	57	163	135	110	78	75	11	708
2016-07	*	49	59	165	143	113	82	79	*	690
2016-08	*	50	65	165	144	111	86	78	*	699
2016-09	*	52	61	164	139	114	92	80	*	702

**Description:** An examination of San Francisco County's monthly enrollment in the 4M aid code, separated by age. **Source:** MIS/DSS

**Date of data run:** 10/31/16 (For readability, data from 2013 and early 2014 has been excluded.)

**Notes:** The enrollment totals are "Monthly Total Program Participation" totals, which represent the total number of individuals enrolled in the 4M aid code in a given month. This includes individuals who have 4M as either their primary or secondary aid code. A possible example of 4M being the secondary aid code is if the individual is also enrolled in CalWORKs. Cells are suppressed if they contain less than 11 individuals, and to achieve a combined total of at least 11 for all suppressed cells in a row. This is a required step completed to protect those individuals' identity and personal health information. FFY may receive coverage the month they turn 26, because Medi-Cal eligibility is determined on a monthly basis. There may also be 26 year-olds enrolled in 4M because they are being assessed by the counties for other programs.



**Description:** An examination of San Francisco County's monthly enrollment in the 4M aid code, separated by age. **Source:** MIS/DSS

**Date of data run:** 10/31/16 (For readability, data from 2013 and early 2014 has been excluded.)

**Notes:** The enrollment totals are "Monthly Total Program Participation" totals, which represent the total number of individuals enrolled in the 4M aid code in a given month. This includes individuals who have 4M as either their primary or secondary aid code. A possible example of 4M being the secondary aid code is if the individual is also enrolled in CalWORKs. Cells are suppressed if they contain less than 11 individuals, and to achieve a combined total of at least 11 for all suppressed cells in a row. This is a required step completed to protect those individuals' identity and personal health information. FFY may receive coverage the month they turn 26, because Medi-Cal eligibility is determined on a monthly basis. There may also be 26 year-olds enrolled in 4M because they are being assessed by the counties for other programs.

## 11. Fresno County Monthly Enrollment in 4M by Age

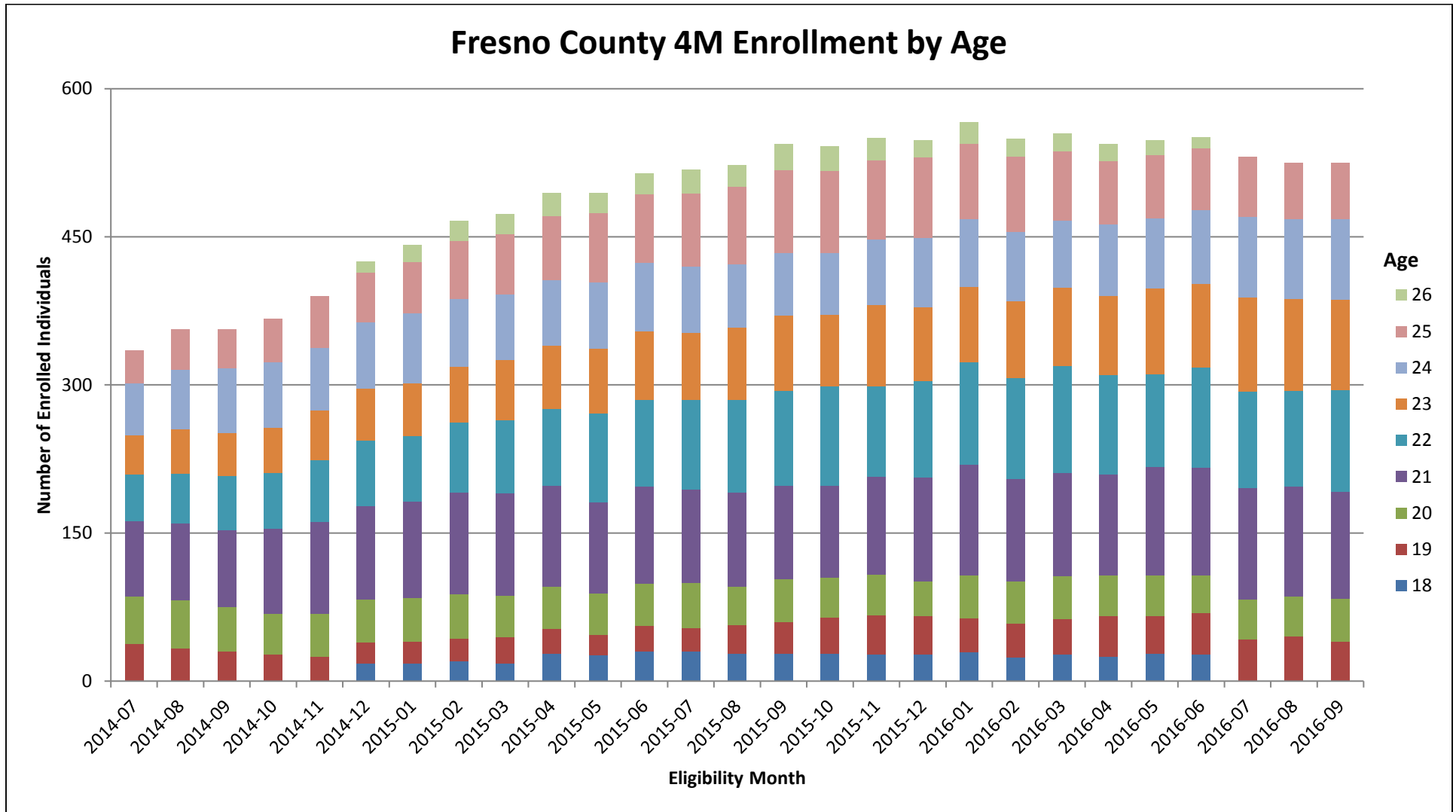
Eligibility Month/Age	18	19	20	21	22	23	24	25	26	Sum
2014-07	*	38	48	76	47	40	53	33	*	335
2014-08	*	33	49	78	50	45	60	41	*	356
2014-09	*	30	45	78	55	43	66	39	*	356
2014-10	*	27	41	86	57	46	66	44	*	367
2014-11	*	25	43	93	63	50	64	52	*	390
2014-12	18	21	44	94	67	52	67	51	11	425
2015-01	18	22	44	98	66	54	71	52	17	442
2015-02	20	23	45	103	71	57	68	59	20	466
2015-03	18	27	42	103	74	61	67	61	20	473
2015-04	28	25	43	102	78	64	66	65	23	494
2015-05	26	21	42	92	90	66	67	70	20	494
2015-06	30	26	43	98	88	69	70	69	21	514
2015-07	30	24	46	94	91	68	67	74	24	518
2015-08	28	29	39	95	94	73	64	79	22	523
2015-09	28	32	43	95	96	76	64	84	26	544
2015-10	28	36	41	93	101	72	63	83	25	542
2015-11	27	40	41	99	92	82	66	81	22	550
2015-12	27	39	35	105	98	75	70	82	17	548
2016-01	29	35	43	112	104	76	69	76	22	566
2016-02	24	35	42	104	102	78	70	76	18	549
2016-03	27	36	43	105	108	80	67	71	18	555
2016-04	25	41	41	102	101	80	73	64	17	544
2016-05	28	38	41	110	94	87	71	64	15	548
2016-06	27	42	38	109	102	85	74	63	11	551
2016-07	*	42	41	113	97	96	81	61	*	531
2016-08	*	45	41	111	97	93	81	57	*	525
2016-09	*	40	43	109	103	91	82	57	*	525

**Description:** An examination of Fresno County's monthly enrollment in the 4M aid code, separated by age. **Source:** MIS/DSS

**Date of data run:** 10/31/16 (For readability, data from 2013 and early 2014 has been excluded.)

**Notes:** The enrollment totals are "Monthly Total Program Participation" totals, which represent the total number of individuals enrolled in the 4M aid code in a given month. This includes individuals who have 4M as either their primary or secondary aid code. A possible example of 4M being the secondary aid code is if the individual is also enrolled in CalWORKs.

Cells are suppressed if they contain less than 11 individuals, and to achieve a combined total of at least 11 for all suppressed cells in a row. This is a required step completed to protect those individuals' identity and personal health information. FFY may receive coverage the month they turn 26, because Medi-Cal eligibility is determined on a monthly basis. There may also be 26 year-olds enrolled in 4M because they are being assessed by the counties for other programs.



**Description:** An examination of Fresno County's monthly enrollment in the 4M aid code, separated by age. **Source:** MIS/DSS

**Date of data run:** 10/31/16 (For readability, data from 2013 and early 2014 has been excluded.)

**Notes:** The enrollment totals are "Monthly Total Program Participation" totals, which represent the total number of individuals enrolled in the 4M aid code in a given month. This includes individuals who have 4M as either their primary or secondary aid code. A possible example of 4M being the secondary aid code is if the individual is also enrolled in CalWORKs.

Cells are suppressed if they contain less than 11 individuals, and to achieve a combined total of at least 11 for all suppressed cells in a row. This is a required step completed to protect those individuals' identity and personal health information. FFY may receive coverage the month they turn 26, because Medi-Cal eligibility is determined on a monthly basis. There may also be 26 year-olds enrolled in 4M because they are being assessed by the counties for other programs.

## 12. Kern County Monthly Enrollment in 4M by Age

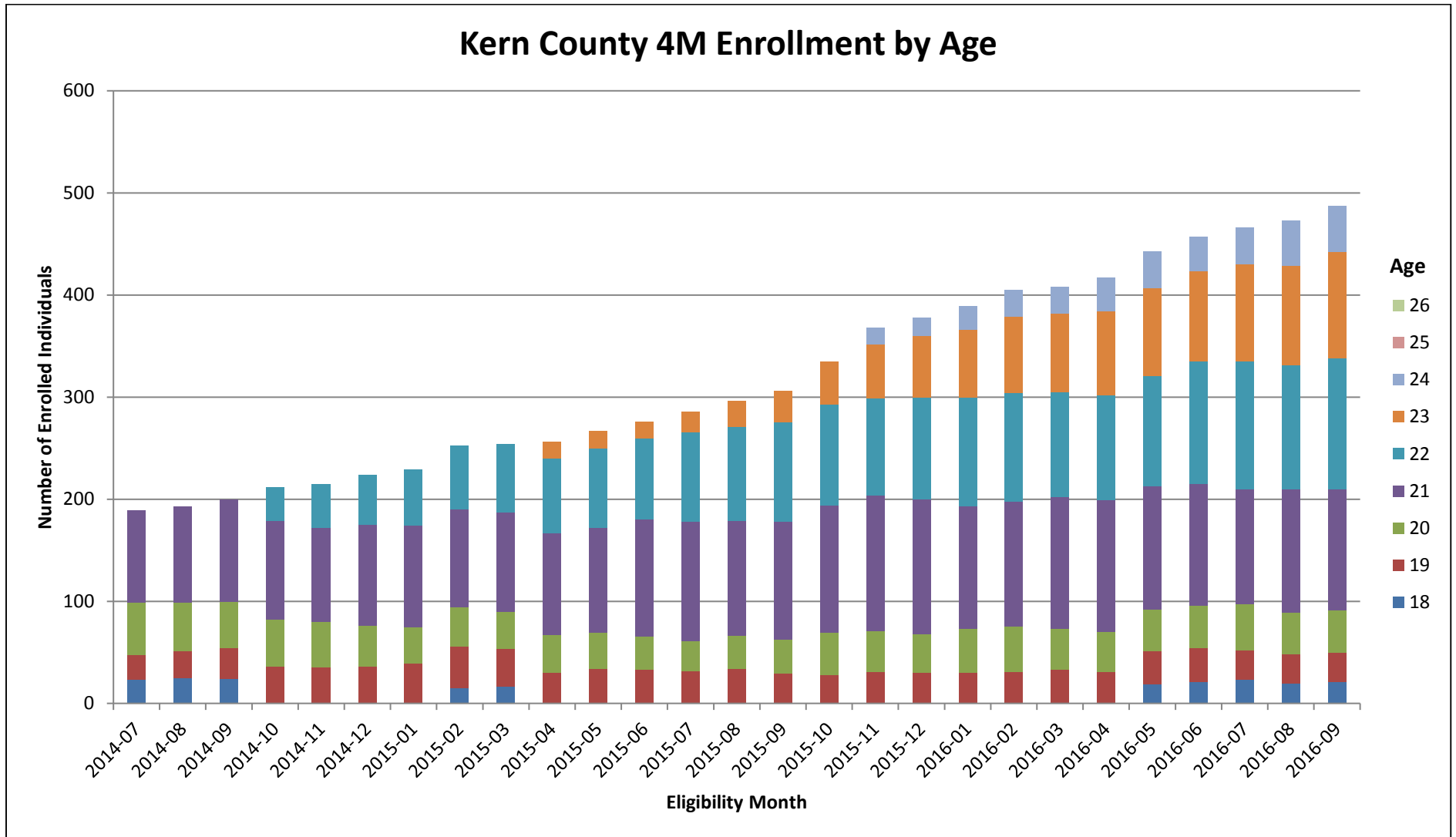
Eligibility Month/Age	18	19	20	21	22	23	24	25	26	Sum
2014-07	23	24	52	90	*	*	*	*	0	189
2014-08	25	26	48	94	*	*	*	*	0	193
2014-09	24	30	46	100	*	*	*	*	0	200
2014-10	*	36	46	97	33	*	*	*	*	212
2014-11	*	35	45	92	43	*	*	*	*	215
2014-12	*	36	40	99	49	*	*	*	*	224
2015-01	*	39	36	99	55	*	*	*	*	229
2015-02	15	41	38	96	62	*	*	*	*	252
2015-03	16	37	37	97	67	*	*	*	*	254
2015-04	*	30	37	100	73	16	*	*	*	256
2015-05	*	34	35	103	78	17	*	*	*	267
2015-06	*	33	33	114	80	16	*	*	*	276
2015-07	*	32	29	117	88	20	*	*	*	286
2015-08	*	34	32	113	92	25	*	*	*	296
2015-09	*	29	34	115	97	31	*	*	*	306
2015-10	*	28	41	125	99	42	*	*	*	335
2015-11	*	31	40	133	95	53	16	*	*	368
2015-12	*	30	38	132	100	60	18	*	*	378
2016-01	*	30	43	120	107	66	23	*	*	389
2016-02	*	31	44	123	106	75	26	*	*	405
2016-03	*	33	40	129	103	77	26	*	*	408
2016-04	*	31	39	129	103	82	33	*	*	417
2016-05	19	32	41	121	108	86	36	*	*	443
2016-06	21	33	42	119	120	88	34	*	*	457
2016-07	23	29	45	113	125	95	36	*	*	466
2016-08	20	28	41	121	121	98	44	*	*	473
2016-09	21	29	41	119	128	104	45	*	*	487

**Description:** An examination of Kern County's monthly enrollment in the 4M aid code, separated by age. **Source:** MIS/DSS

**Date of data run:** 10/31/16 (For readability, data from 2013 and early 2014 has been excluded.)

**Notes:** The enrollment totals are "Monthly Total Program Participation" totals, which represent the total number of individuals enrolled in the 4M aid code in a given month. This includes individuals who have 4M as either their primary or secondary aid code. A possible example of 4M being the secondary aid code is if the individual is also enrolled in CalWORKs.

Cells are suppressed if they contain less than 11 individuals, and to achieve a combined total of at least 11 for all suppressed cells in a row. This is a required step completed to protect those individuals' identity and personal health information. FFY may receive coverage the month they turn 26, because Medi-Cal eligibility is determined on a monthly basis. There may also be 26 year-olds enrolled in 4M because they are being assessed by the counties for other programs.



**Description:** An examination of Kern County's monthly enrollment in the 4M aid code, separated by age. **Source:** MIS/DSS

**Date of data run:** 10/31/16 (For readability, data from 2013 and early 2014 has been excluded.)

**Notes:** The enrollment totals are "Monthly Total Program Participation" totals, which represent the total number of individuals enrolled in the 4M aid code in a given month. This includes individuals who have 4M as either their primary or secondary aid code. A possible example of 4M being the secondary aid code is if the individual is also enrolled in CalWORKs.

Cells are suppressed if they contain less than 11 individuals, and to achieve a combined total of at least 11 for all suppressed cells in a row. This is a required step completed to protect those individuals' identity and personal health information. FFY may receive coverage the month they turn 26, because Medi-Cal eligibility is determined on a monthly basis. There may also be 26 year-olds enrolled in 4M because they are being assessed by the counties for other programs.



### 13. County-Specific Monthly Enrollment in 4M

**Description:** An examination of monthly enrollment in the 4M aid code, separated by county.

**Source:** MIS/DSS

**Date of data run:** 10/31/16 (For readability, data from 2013 and early 2014 has been excluded.)

**Notes:** The enrollment totals are "Monthly Total Program Participation" totals, which represent the total number of individuals enrolled in the 4M aid code in a given month. This includes individuals who have 4M as either their primary or secondary aid code. A possible example of 4M being the secondary aid code is if the individual is also enrolled in CalWORKs.

Cells are suppressed if they contain less than 11 individuals, in order to protect those individuals' identity and personal health information. Some counties were grouped to avoid suppression, when possible.

Former Foster Youth (FFY): 4M Enrollment

November 11, 2016

County/Eligibility Month	2014-07	2014-08	2014-09	2014-10	2014-11	2014-12	2015-01	2015-02	2015-03	2015-04	2015-05	2015-06	2015-07	2015-08	2015-09	2015-10	2015-11	2015-12	2016-01	2016-02	2016-03	2016-04	2016-05	2016-06	2016-07	2016-08	2016-09
Alameda	613	638	652	674	690	709	727	738	764	777	799	827	846	881	891	909	935	942	968	998	1,031	1,036	1,046	1,086	1,083	1,092	1,111
Alpine	0	0	0	0	0	0	0	0	0	0	0	0	0	0	0	0	0	0	0	0	0	0	0	0	0	0	0
Butte	39	42	42	42	46	50	50	51	51	53	57	76	94	100	106	108	112	116	124	130	134	133	136	139	145	150	155
Contra Costa	284	291	305	315	322	336	349	361	367	365	371	383	386	390	397	399	408	410	410	410	425	444	442	459	469	478	476
El Dorado	28	28	30	33	32	33	36	38	40	43	44	49	47	48	47	48	54	54	54	56	59	66	69	70	75	78	81
Fresno	357	377	383	391	416	425	442	466	473	494	494	514	518	523	544	543	553	553	572	554	560	546	550	556	575	572	576
Humboldt	30	33	34	34	35	38	40	42	44	45	44	48	60	61	63	66	71	72	85	89	91	93	90	97	99	99	101
Imperial	15	16	15	19	20	21	21	22	22	26	27	25	27	27	36	37	37	38	41	45	48	50	56	49	52	59	62
Kern	211	221	235	242	248	255	256	267	271	276	282	294	307	312	322	359	380	396	413	432	438	446	455	473	483	491	515
Lake	21	22	22	23	24	24	25	24	25	27	25	31	32	33	33	34	35	36	37	41	40	42	45	46	46	51	52
Los Angeles	1,263	1,309	1,380	1,426	1,457	1,498	1,531	1,582	1,621	1,693	1,807	1,846	1,939	2,368	2,436	2,510	2,616	2,730	2,949	3,021	3,105	3,329	3,433	3,557	3,733	3,861	3,946
Mendocino	26	30	32	34	34	35	36	38	37	41	46	55	55	57	58	60	61	61	67	69	70	70	70	72	75	80	84
Merced	25	27	30	32	35	36	38	38	44	45	51	50	56	58	60	63	67	69	75	80	88	100	108	113	115	118	127
Monterey	34	35	35	36	36	32	30	30	32	35	45	56	61	72	72	74	81	87	94	110	116	116	116	125	135	144	148
Napa	27	28	27	27	28	32	34	35	34	34	33	35	35	35	35	36	37	39	42	42	43	44	43	46	46	47	47
Nevada	20	20	21	20	21	23	22	23	23	25	25	27	28	28	28	28	31	30	31	32	32	34	36	36	36	39	42
Orange	416	432	455	474	486	501	507	523	538	566	574	597	605	636	641	657	681	678	732	744	761	796	795	816	822	849	848
Placer	73	76	81	82	85	87	90	90	94	96	100	100	105	104	112	108	113	114	122	129	139	140	139	139	141	143	140
Riverside	282	301	306	318	327	342	357	382	391	415	429	478	540	605	652	690	734	770	838	926	983	1,066	1,113	1,138	1,160	1,208	1,218
Sacramento	756	804	831	865	872	904	931	960	973	974	1,001	1,025	1,032	1,038	1,054	1,057	1,064	1,088	1,107	1,117	1,131	1,141	1,160	1,161	1,155	1,149	1,185
San Bernardino	284	290	304	311	322	343	354	375	398	407	428	451	740	739	773	799	833	863	909	947	1,100	1,133	1,171	1,233	1,263	1,294	1,332
San Diego	639	667	699	727	743	764	804	829	845	856	878	900	936	957	968	981	987	989	1,027	1,058	1,074	1,077	1,090	1,096	1,096	1,104	1,112
San Francisco	407	435	436	455	467	485	503	524	531	536	541	551	570	574	562	577	589	607	634	656	682	696	698	709	727	743	744
San Joaquin	100	118	128	137	147	161	167	166	169	183	202	236	245	253	269	276	291	305	318	334	362	366	378	391	398	409	436
San Luis Obispo	76	79	84	85	89	95	93	98	97	97	104	109	113	112	119	123	122	123	128	127	131	140	148	147	144	146	148
San Mateo	99	104	109	116	116	121	128	131	134	135	135	134	138	140	140	143	152	156	163	170	176	179	181	185	184	186	191
Santa Barbara	85	91	94	98	102	104	102	107	110	112	114	109	112	117	117	117	127	136	140	149	148	147	145	145	151	146	147
Santa Clara	352	361	371	386	403	415	424	434	439	451	462	479	486	503	513	519	547	563	615	636	643	675	709	730	745	749	767
Santa Cruz	76	81	90	94	96	101	106	114	114	116	120	122	124	125	120	123	130	138	156	159	164	169	162	167	174	177	177
Shasta	39	45	47	51	55	59	61	68	73	77	84	84	87	88	88	90	92	98	102	111	113	122	124	124	132	139	141
Sierra	0	0	0	0	0	0	0	0	0	0	0	0	0	0	0	0	0	0	0	0	0	0	0	0	0	0	0
Solano	89	90	94	97	98	99	106	104	108	110	112	121	125	127	127	131	139	149	162	165	181	178	181	185	183	186	193
Sonoma	143	152	161	167	169	178	184	195	197	201	207	214	223	229	233	242	248	244	270	281	283	287	290	275	271	258	264
Stanislaus	215	201	195	199	199	202	204	208	211	221	227	262	260	260	265	264	269	275	282	298	305	303	310	319	312	317	321
Tehama	26	29	31	36	37	38	38	39	40	44	46	52	54	51	52	51	51	51	56	56	55	52	55	57	57	61	63
Tulare	124	133	138	139	137	145	150	151	157	160	165	175	176	182	183	185	184	190	192	204	209	224	219	216	211	214	211
Ventura	118	121	127	131	133	131	133	137	140	143	146	151	153	161	177	177	190	200	209	218	230	226	225	235	243	247	255
Yolo	48	49	52	53	53	54	55	55	58	58	60	65	67	68	72	71	71	76	78	79	81	86	88	88	90	97	101
Yuba	19	20	20	20	20	22	21	19	19	18	19	18	19	20	22	25	27	29	31	34	36	38	39	39	39	42	39
Del Norte, Siskiyou & Trinity	30	29	29	31	29	30	32	32	31	32	33	35	37	37	37	39	41	44	46	49	50	51	52	51	56	59	60
Lassen, Modoc & Plumas	17	16	16	16	16	17	19	20	21	23	23	24	23	27	26	27	29	33	40	40	43	48	45	47	49	47	48
Colusa, Glenn & Sutter	14	13	13	14	15	14	14	12	12	13	14	18	23	22	26	27	28	27	29	30	49	52	53	55	57	60	64
Amador, Calaveras & Marin	28	29	31	29	31	30	30	31	30	30	31	36	38	42	43	47	48	50	57	60	62	68	69	72	73	76	79
Madera, Mariposa, Mono & Tuolumne	17	19	24	24	24	26	25	27	30	31	33	36	44	43	46	52	57	60	66	69	69	71	73	78	83	88	88
Inyo, Kings & San Benito	11	13	11	*	*	*	*	*	11	12	13	23	25	26	27	31	34	36	48	51	55	59	60	62	64	67	66
Sum	7,576	7,915	8,220	8,503	8,715	9,015	9,275	9,586	9,819	10,096	10,451	10,921	11,591	12,279	12,592	12,903	13,356	13,725	14,519	15,006	15,595	16,139	16,467	16,884	17,247	17,620	17,961

## Enrollment in Thousands

