



CA PATH CITED

INFORMATIONAL SESSION

SEPTEMBER 8, 2022

Goals for Today



Provide an overview of PATH & Capacity and Infrastructure Transition, Expansion and Development (CITED) Funding



Provide a walkthrough of the CITED Application



Answer frequently asked questions



Open the floor for additional Q&A

Introductions



Managed Care Quality and Monitoring Division


Dana Durham, Division Chief

Jillian Clayton, Chief, Quality Policy and Coordination Section



- Sari Lelchook, PMO
- Jazmin Devonish, CITED Grant Support Lead
- Carla Justice, CITED Lead


DHCS Reminders



Public Health Emergency (PHE) Unwinding

- » The COVID-19 PHE will end soon and millions of Medi-Cal beneficiaries may lose their coverage.
- » Top Goal of DHCS: Minimize beneficiary burden and promote continuity of coverage for our beneficiaries.
- » How you can help:
 - Become a DHCS Coverage Ambassador
 - Download the Outreach Toolkit on the [DHCS Coverage Ambassador webpage](#)
 - [Join the DHCS Coverage Ambassador mailing list](#) to receive updated toolkits as they become available

PATH Overview



What is “Providing Access and Transforming Health” (PATH)?

- » California has received targeted expenditure authority as part of its section 1115 demonstration renewal for the “Providing Access and Transforming Health” (PATH) program to take the State’s system transformation to the next phase, refocusing its uses to achieve the CalAIM vision.
- » DHCS has currently received authorization for \$1.44 billion total computable funding to support for PATH to maintain, build, and scale the capacity necessary to ensure successful implementation of Enhanced Care Management (ECM) and Community Supports under CalAIM. DHCS is in negotiation with the State for additional PATH funding.

PATH Program Initiatives

PATH Initiative Name	High Level Description
Justice Involved Capacity Building	Funding to support collaborative planning as well as infrastructure and capacity needed to maintain and build pre-release enrollment and suspension processes and implement pre-release services to support implementation of the full suite of statewide CalAIM justice-involved initiatives in 2023
WPC Services and Transition to Managed Care Mitigation Initiative	Time limited support to sustain existing WPC pilot services that have transitioned to ECM and Community Supports and that MCPs have committed to cover, through the transition (no later than January 2024). Application process and funding began in Q1 2022
Collaborative Planning and Implementation Initiative	Support for collaborative planning and implementation efforts among MCPs, providers, community-based organizations, county agencies, public hospitals, Med-Cal Tribals & the Designees of Indian Health Programs, and others to promote readiness for ECM and Community Supports. Application process and funding anticipated to begin in Summer 2022
Capacity and Infrastructure Transition, Expansion and Development (CITED) Initiative	Enabling the transition, expansion, and development of capacity and infrastructure for providers, community-based organizations, county agencies, public hospitals, tribes, and others to provide ECM and Community Supports. CITED application window for Round 1 opened on August 1 st and will close on September 30 th .
Technical Assistance Initiative	Technical assistance to providers, community-based organizations, county agencies, public hospitals, tribes, and others. Application process and funding anticipated to begin in January 2023

FOCUS
FOR
TODAY



CITED Overview

The image features a decorative graphic consisting of several overlapping, wavy, horizontal bands of purple and magenta colors, positioned below the main title.

What is the Capacity and Infrastructure Transition, Expansion and Development (CITED) Initiative?

» Goal:

- PATH CITED funding will be used to support the delivery of Enhanced Care Management (ECM) and Community Supports services
- The CITED application windows will occur (at a minimum) every 4 month from 2022 – 2025 beginning with Round 1
- Round 1 application window will provide **\$100M**
- Round 1 application will be open between **August 1 – September 30th**

What are permissible uses of funding within CITED Initiative?

Permissible uses include but are not limited to:

- Increase of provider workforce
- Modifying, purchasing and/or developing the necessary referral, billing, information exchange, reporting or other infrastructure and IT systems, to support delivery of ECM or Community Supports
- Providing upfront funding needed by Qualified Applicants to support capacity and infrastructure necessary to deliver ECM and Community Supports services
- Evaluating and monitoring ECM and Community Supports service capacity to assess gaps and identifying strategies to address gaps
- Developing a plan to conduct outreach to populations who have traditionally been under-resourced and/or underserved to engage them in care
- Other uses as approved by DHCS

Who qualifies for CITED Funding?

- » **Applicants may include, but are not limited to:**
 - » County, city, and local government agencies
 - » Public hospitals
 - » Providers (ECM and Community Supports provider, or those that intend to contract as an ECM / Community Supports providers including those serving as a provider of housing services)
 - » Community Based Organizations (CBOs)
 - » Medi-Cal Tribal and Designees of Indian Health Programs
 - » Others, as approved by DHCS
- » Former Whole Person Care (WPC) Lead Entities may use this funding to transition infrastructure developed under WPC Pilots to support ECM, Community Supports
- » Applicants must be actively contracted for the provision of ECM / Community Supports or have a signed attestation that they intend to contract to provide ECM / Community Supports in a timely manner
- » **MCPs are not eligible to receive CITED funding**

Application Process

The image features a white background with the text 'Application Process' centered in a bold, dark blue font. Below the text, there are several overlapping, wavy, horizontal bands in various shades of purple, ranging from a deep magenta to a light lavender, creating a decorative graphic element.

What is the CITED Application Process?

CITED Applications can be submitted using the online submission form at: <https://www.ca-path.com/cited>

Applicants will be required to submit the following information:

- » Applicant's experience providing ECM / Community Supports or equivalent services
- » Intended uses of CITED funds and justification for why funds are needed
- » How funding will align with local MCP Incentive Payment Program Needs Assessments and Gap Filling Plans and CalAIM goals
- » Sustainability plan for funding after CITED funding ends
- » Description of project milestones and deliverables for CITED funding
- » How applicants will coordinate with MCPs to ensure alignment of funding and avoid duplication



What is the CITED Application Process?

In order to be considered for CITED funding, applicants must demonstrate the following minimum eligibility criteria:

✓ Completed application	✓ Demonstration of financial solvency
✓ Demonstration that funding will only be spent on permitted uses	✓ Alignment with CalAIM goals
✓ Demonstration that funding request is reasonable	Existing contract to provide ECM or ✓ Community Supports or attestation they intend to provide these services

How Is The CITED Application Reviewed?

Application Review Process:

- » Applications will be reviewed and approved during specified periods established by DHCS.
- » The PATH Third Party Administrator will collect, review, and score applications according to DHCS criteria and will make funding recommendations to DHCS.
- » DHCS will determine which applications are approved.



How Is The CITED Application Reviewed?

Criteria for evaluation beyond the minimum eligibility criteria may include:

Strength of justification for CITED funds	Alignment with CalAIM and ECM / Community Supports goals
Applicant's approach to sustainability	Coordination with stakeholders
Program milestones	Whether the applicant serves a historically marginalized or underserved population
Budget detail and reasonableness of funding amount and timeline	


When to Apply for CITED Funding?



- » For Round 1, the application window is open from **August 1 - September 30, 2022**. Applications for Round 1 will not be accepted outside this time frame.
- » If Applicants do not receive an award during one application window, the applicant will be encouraged to apply in Round 2 application window.
- » Subsequent application windows will be posted to the CITED website when finalized.

How to apply for CITED Funding?

To complete an application, go to:
<https://www.ca-path.com/cited>



Click on "Submit Application" to start your application



Tips on how to apply can be found in the Appendix at the end of the slide and in the upcoming Application Tip Sheet

Application Walkthrough

The image features a decorative graphic at the bottom consisting of several overlapping, wavy, horizontal bands in various shades of purple and magenta, creating a layered, fluid effect.

Application Tips

- » All required fields are labeled with an asterisk (*) throughout the application.
- » If there are required fields that have not been answered, you will not be able to submit the application until all required fields are answered.
- » Be sure to upload and download all required documentation needed to successfully complete the application.
- » Please confirm all contact information.
- » Once an application is submitted, it cannot be revised. It is highly recommended that you review your application thoroughly to ensure that all questions are complete, and that correct attachments are uploaded prior to submission.

Frequently Asked Questions

The page features a decorative graphic consisting of several overlapping, wavy lines in various shades of purple and magenta, positioned below the main title.

My organization operates across many counties, do I submit one or multiple applications?


- » The CITED application is now updated to allow for one application submission to include multiple counties.
- » Applicants must indicate whether the funding requested in this application will be spent in one county or in multiple counties. If the funding will be spent in multiple counties, then applicants should estimate the percent of the total funding requested that will be spent in each county.

What is the allocation amount for our county?

- » Allocations per county are soft targets for which DHCS and TPA will review and approve, if applicable.
- » DHCS encourages Applicants to apply for the amount that they require to support the delivery of ECM and/or Community Support services.

Can I revise my CITED Application after it is submitted?

- » Once your application is submitted, you will not be able to make any revisions during the current application window
- » If revisions are needed to a submitted application, an applicant will need to wait until the next round to make those changes
- » If your application is denied, you will be notified of the reason for the decision and encouraged to apply during the next round



What is the project or grant time period?

» CITED application windows occurring every 4 months between 2022-2025.

Round #	2022					2023												2024			
	Aug	Sep	Oct	Nov	Dec	Jan	Feb	Mar	Apr	May	Jun	Jul	Aug	Sep	Oct	Nov	Dec	Jan	Feb	Mar	Apr
Round 1	Open	Open	Review	Review	Funding																
Round 2					Open	Open	Review	Review	Funding												
Round 3									Open	Open	Review	Review	Funding								
Round 4													Open	Open	Review	Review	Funding				
Round 5																	Open	Open	Review	Review	Funding


	Open application period
	Application review and contract development
	Funding disbursed

*Note: Months represented above are approximations

What Happens After You Apply for CITED Funding?

- » Once an application is submitted, the Point of Contact and the TPA will receive a confirmation email advising the application has been submitted.
- » The application will then be reviewed and evaluated by the PATH TPA according to criteria developed
- » The PATH TPA will provide DHCS with recommended applications for DHCS approval with DHCS making the final decision of approval or denial
- » Applicants will be notified of the decision via email, 60 days after the application round has closed.

How long do I have to spend my grant funds?



- » While there is currently no final expenditure date in place, funding should be expended in a reasonable and appropriate timeframe.

What is retroactive funding?

- » Retroactive funding are funds that the Applicant has already spent. CITED may provide retroactive funding to support investments in infrastructure and capacity made by eligible organizations from January 1st, 2022.
- » Please note that DHCS will review requests on a case-by-case basis and reserves the right to reject retroactive funding requests or to approve them at a lesser amount than the entity's initial investment or the Applicant's requested amount.

*Additional guardrails for retroactive funding can be found in the PATH CITED Guidance Memo, located on the PATH CITED webpage.

What can I spend the CITED funds on?

- » Funding should only be allocated to activities defined in the grant budget, submitted in the application, and approved by DHCS.
- » Awardees will need to report regularly on how CITED funds are spent. Detailed documentation of funds and receipts will need to be tracked and submitted to DHCS.
- » “Sample Uses of Funding” can be found in the [PATH CITED guidance](#) which is available on the PATH CITED webpage.

How much will my project be awarded?

- » Funding award will vary by project type and county.
- » DHCS will define soft target allocation amounts for each county for each application window of this initiative. These targets will encourage an equitable distribution of PATH funding for entities across the state. Targets by county are not fixed and may be modified by DHCS at any time.
- » Allocations will be based on a variety of factors assessed at the county level, including Medicaid enrollment, managed care plan revenue, and measures of housing access.
- » Retroactive funding requests made during the first CITED open application window will count towards the target allocation amounts for the first round of CITED funding.

Can CITED funds be used for salary support?



- » CITED funds may be used to support staff salaries for administrative or service-related positions necessary to support the delivery of ECM or Community Supports within certain guardrails as outlined in the [CITED Guidance](#).

Are there specific milestones DHCS is requiring Applicants to complete or fulfill?

- » Milestones will be defined by the Applicant in the application.
- » Milestones should show how the Applicant will be able to complete their proposed activities.

Milestone	Metric(s)	Anticipated Date
Job description posted online	<ul style="list-style-type: none">• Number of positions posted	1/1/2023
Individuals hired	<ul style="list-style-type: none">• Number of offers made• Number of individuals hired	3/1/2023
Individuals completed onboarding and necessary training	<ul style="list-style-type: none">• Number of individuals who complete onboarding and training	3/15/2023
Individuals supporting delivery ECM	<ul style="list-style-type: none">• Number of individuals actively involved in delivery of ECM	4/1/2023

If I am having trouble completing my application, is technical support available?

» Yes, technical support is available for completing the CITED application.




» We are available via:

» By Email: cited@ca-path.com

» By Phone: [\(866\) 529-7550](tel:8665297550)

Q & A



Poll Question

- » How likely are you to apply for this grant?
 - Very likely
 - Likely
 - Unsure
 - Unlikely
 - Highly unlikely

Next Steps

- » Apply for CITED Funding at:
 - » www.ca-path.com/cited
- » Round 1 application window:
 - » August 1 – September 30, 2022

Resources

- » For technical support or questions regarding applications, please email cited@ca-path.com
- » [PATH CITED Website](#)
- » [DHCS CaAIM Webpage](#)
- » [CITED Guidance Memo](#)
- » [CITED Application PDF](#)
- » [Gap Filling Plans](#)
- » [Collaborative Planning and Implementation](#)

Thank you for your time

The slide features a decorative graphic consisting of several overlapping, wavy, horizontal bands in various shades of purple, ranging from a deep magenta to a light lavender, positioned below the main heading.

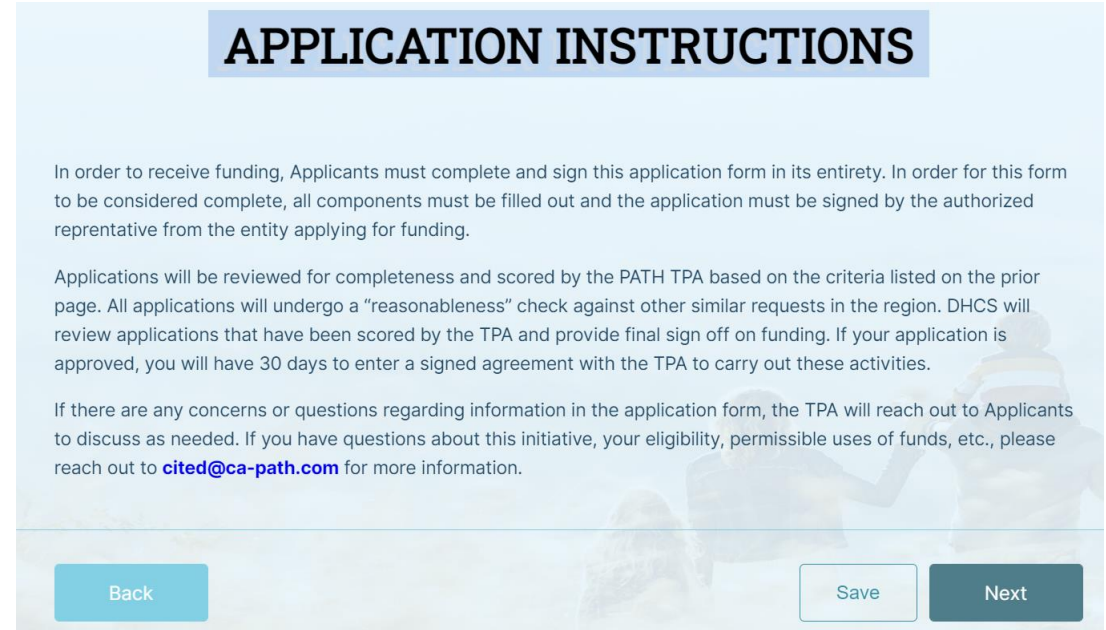
If you have additional questions or we didn't get to your question today, please contact the CITED TPA
By Email: cited@ca-path.com or by phone: [\(866\) 529-7550](tel:8665297550)

Appendix – Application Tips

The image features a decorative graphic consisting of several overlapping, wavy, horizontal bands of purple and magenta colors, positioned below the main title.

New Applications

- To start a new application, click **Next** on the “Application Instructions” page. This will take you to the “Applicant Info” page, where you can begin your application.



APPLICATION INSTRUCTIONS

In order to receive funding, Applicants must complete and sign this application form in its entirety. In order for this form to be considered complete, all components must be filled out and the application must be signed by the authorized representative from the entity applying for funding.

Applications will be reviewed for completeness and scored by the PATH TPA based on the criteria listed on the prior page. All applications will undergo a “reasonableness” check against other similar requests in the region. DHCS will review applications that have been scored by the TPA and provide final sign off on funding. If your application is approved, you will have 30 days to enter a signed agreement with the TPA to carry out these activities.

If there are any concerns or questions regarding information in the application form, the TPA will reach out to Applicants to discuss as needed. If you have questions about this initiative, your eligibility, permissible uses of funds, etc., please reach out to cited@ca-path.com for more information.

Back Save Next

How to navigate to the next page

- You can navigate to the next page by completing all required fields and clicking **Next** at the bottom of the page.



How to download and upload Excel spreadsheets?


- All applicants must complete the “CITED Budget Template” that is included within the application.
- To download the budget template, from the Budgets tab, click “CITED Budget Template”.

Please download and complete the CITED Budget spreadsheet by selecting the link below. After downloading and completing the spreadsheet, use the CITED Budget Upload field to upload your completed CITED Budget.

[CITED Budget Template](#)

- Once you have completed the “CITED Budget Template” with your budget, the spreadsheet must be uploaded back into the application. Click **Browse Files** and select the completed CITED Budget file to upload.

CITED Budget Upload *

 **Browse Files**
Drag and drop files here

Do you have any additional documentation? *

Yes No

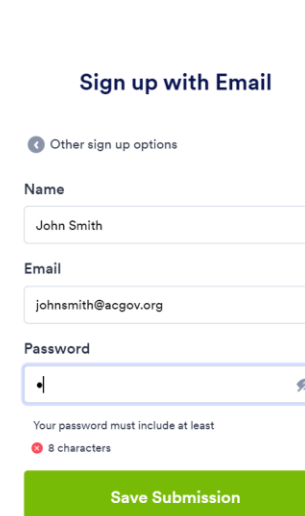
- You may add additional documentation to the application by clicking **Yes** and uploading the information. If not, click **No**.

Saving an application

- You may edit a draft application, one that has not yet been submitted, by saving and creating a login.
- To save, click the **Save** button at the bottom of the page.

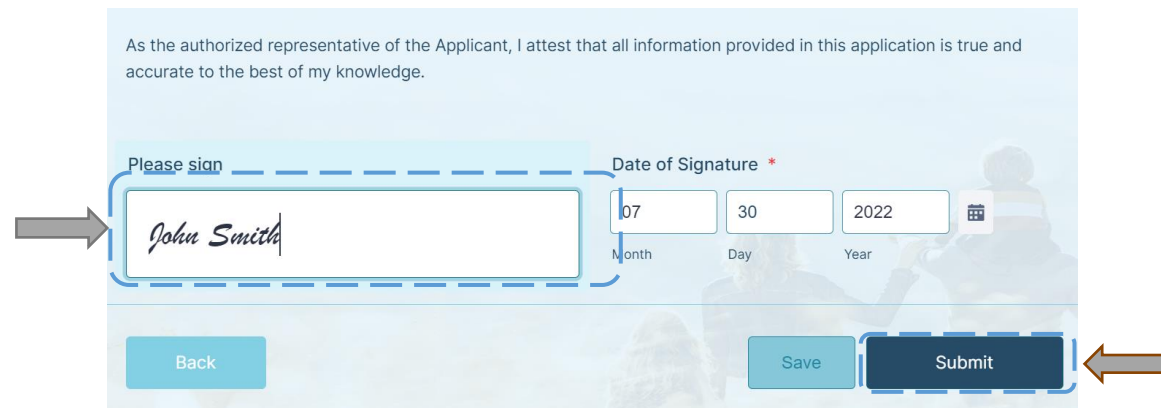


- A *Sign Up with Email* message will appear, requesting that you sign up with your email to receive a link to complete your application at a later time.

A screenshot of a 'Sign up with Email' form. The form has a title 'Sign up with Email' and a close button (X) in the top right corner. Below the title, there is a link for 'Other sign up options'. The form contains three input fields: 'Name' (with the value 'John Smith'), 'Email' (with the value 'johnsmith@acgov.org'), and 'Password' (with a single character visible). Below the password field, there is a red error message: 'Your password must include at least 8 characters'. At the bottom of the form is a green button labeled 'Save Submission'.

Review and submit the application

- » Your application will be submitted once you sign your name on the *Attestation* page and click **Submit** at the bottom of the page. This will generate a confirmation email that will include your completed application.



As the authorized representative of the Applicant, I attest that all information provided in this application is true and accurate to the best of my knowledge.

Please sign Date of Signature *

Month: 07 Day: 30 Year: 2022

Back Save Submit

The screenshot shows a web form for an attestation. At the top, there is a light blue box with the text: "As the authorized representative of the Applicant, I attest that all information provided in this application is true and accurate to the best of my knowledge." Below this, there are two main input areas. The first is labeled "Please sign" and contains a text box with the handwritten signature "John Smith". A dashed blue box highlights this signature field, with a grey arrow pointing to it from the left. The second area is labeled "Date of Signature *" and contains three input boxes for "Month" (07), "Day" (30), and "Year" (2022), along with a calendar icon. Below these fields are three buttons: "Back" (light blue), "Save" (light blue), and "Submit" (dark blue). A grey arrow points to the "Submit" button from the right.

- » Please reach out to cited@ca-path.com if you have a question once your application has been submitted. Please note that the application may not be edited after the application close date (September 30, 2022 for Round 1).