



Medi-Cal

ENHANCED CARE MANAGEMENT AND COMMUNITY SUPPORTS

EARLY IMPLEMENTATION

Q1-Q3 2022

Released April 2023

California is transforming Medi-Cal to provide members with more coordinated, person-centered, and equitable care. Enhanced Care Management (ECM) and Community Supports are two major new Medi-Cal programs that launched in 2022.

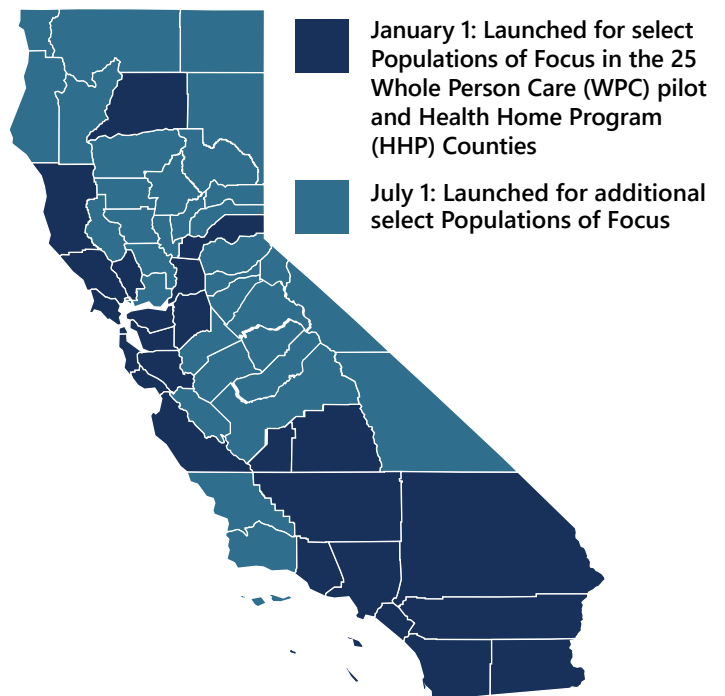
ENHANCED CARE MANAGEMENT

ECM is a comprehensive care management benefit to address clinical and non-clinical needs for the highest-need members enrolled in Medi-Cal managed care plans (MCPs).

LAUNCH OF ELIGIBLE POPULATIONS

Select "Populations of Focus" go live across 2022 through 2024, as a phased implementation of ECM.

ECM EXPANDED STATEWIDE IN 2022



CUMULATIVE ECM PROVIDERS TO DATE

As of:

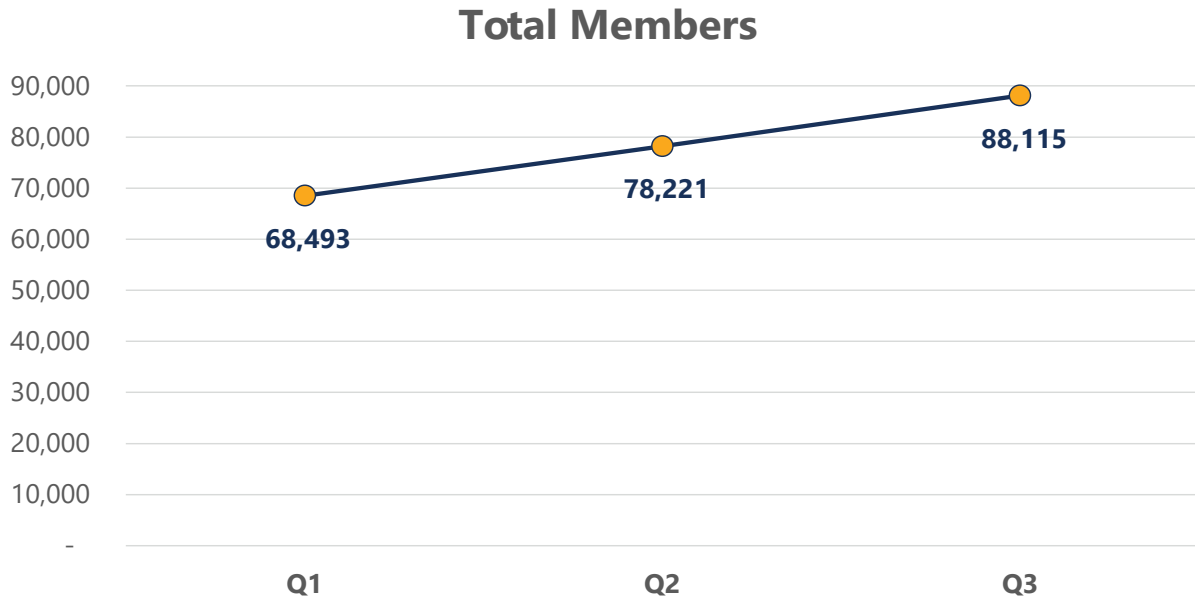
March 2022	June 2022	September 2022
692	759	956

The total number of providers that were contracted to provide ECM in 2022 increased by 38% from the end of Q1 to the end of Q3.

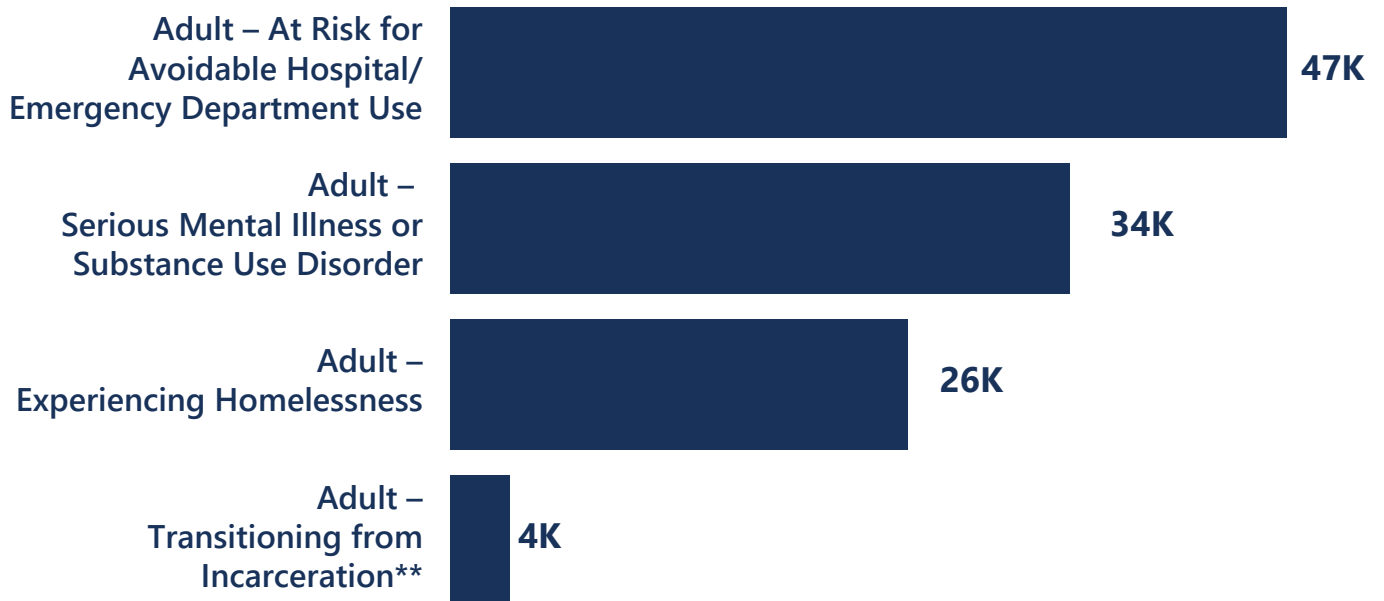
ECM ENROLLMENT BREAKDOWN 2022

88,115 total members were enrolled in ECM in January through September 2022.

Cumulative ECM Enrollment in 2022 as of the End of Each Quarter



Cumulative Enrollment by Top 4 Populations of Focus* Q1-Q3



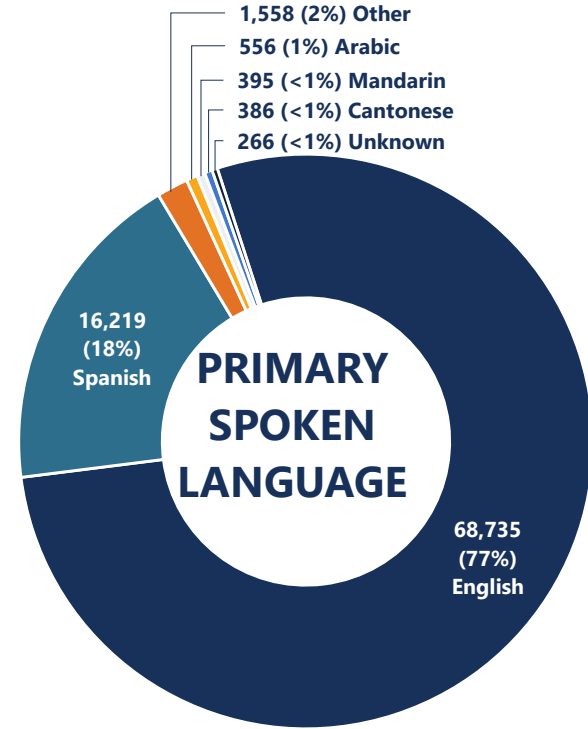
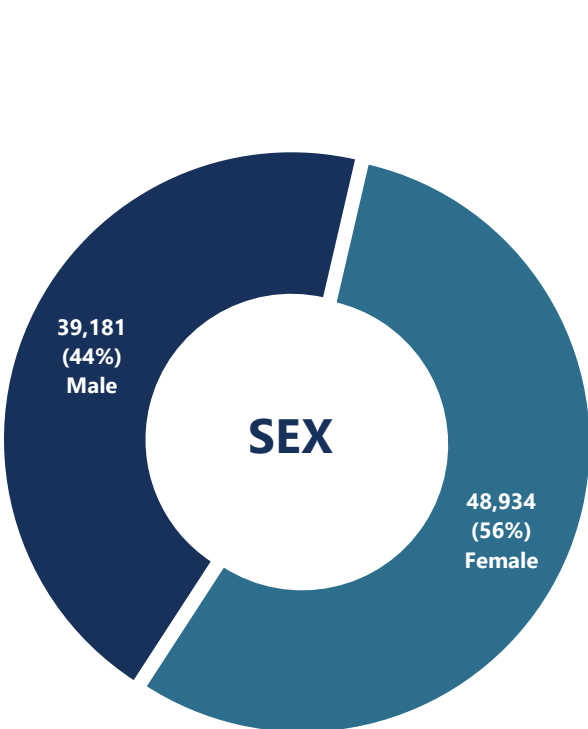
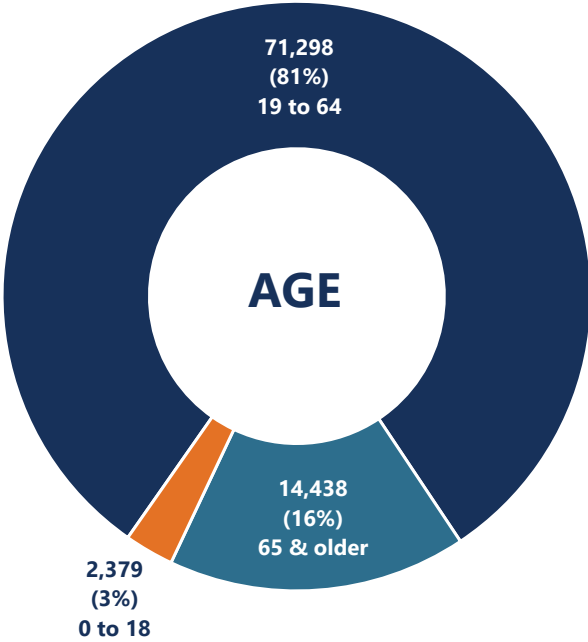
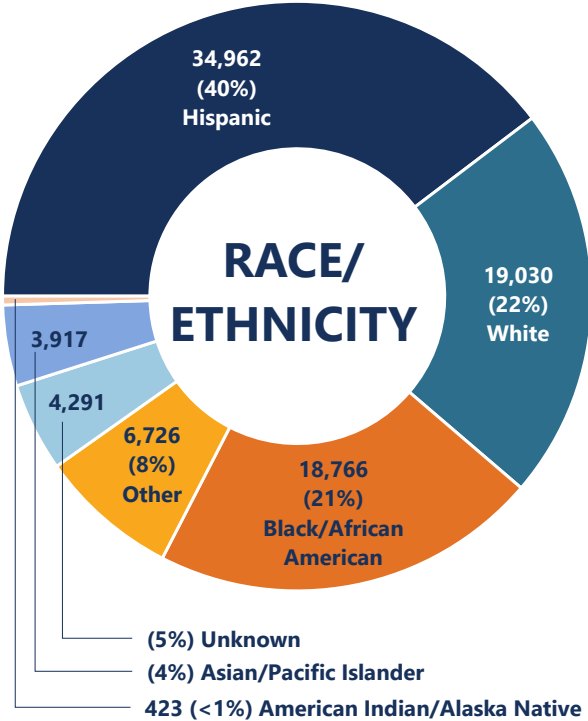
* ECM enrollees may be categorized under multiple Populations of Focus.

** [This Population of Focus is live only in select WPC counties, not statewide.](#)

Cumulative Q1-Q3 2022 ECM Demographic Breakdown

Total members enrolled at any point

from Q1 to Q3: 88,115



COMMUNITY SUPPORTS

Community Supports are fourteen services to help members address health-related social needs. MCPs are highly encouraged, but not required, to provide these supports.

CUMULATIVE COMMUNITY SUPPORTS PROVIDERS TO DATE

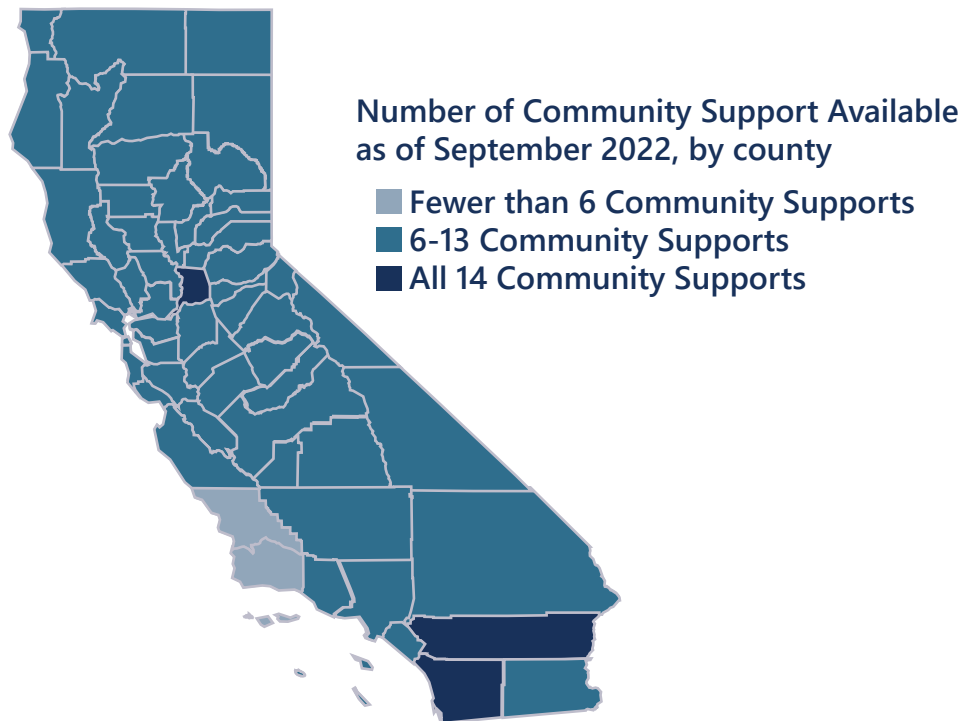
As of:

March 2022	June 2022	September 2022
722	850	1,212

The total number of providers that were contracted to provide Community Supports in 2022 increased by 68% from the end of Q1 to the end of Q3.

COMMUNITY SUPPORTS BY THE NUMBERS

Number of Services Available by County as of September 2022



As of September 2022, 16 counties offered at least 10 Community Supports and 3 counties had all 14 Community Supports available. Medi-Cal MCPs can increase or change the services they offer every six months. DHCS has continued to see growth in the number of Community Supports offered by MCPs since Q3 2022; as of Q1 2023, at least six Community Supports were available in each county.¹

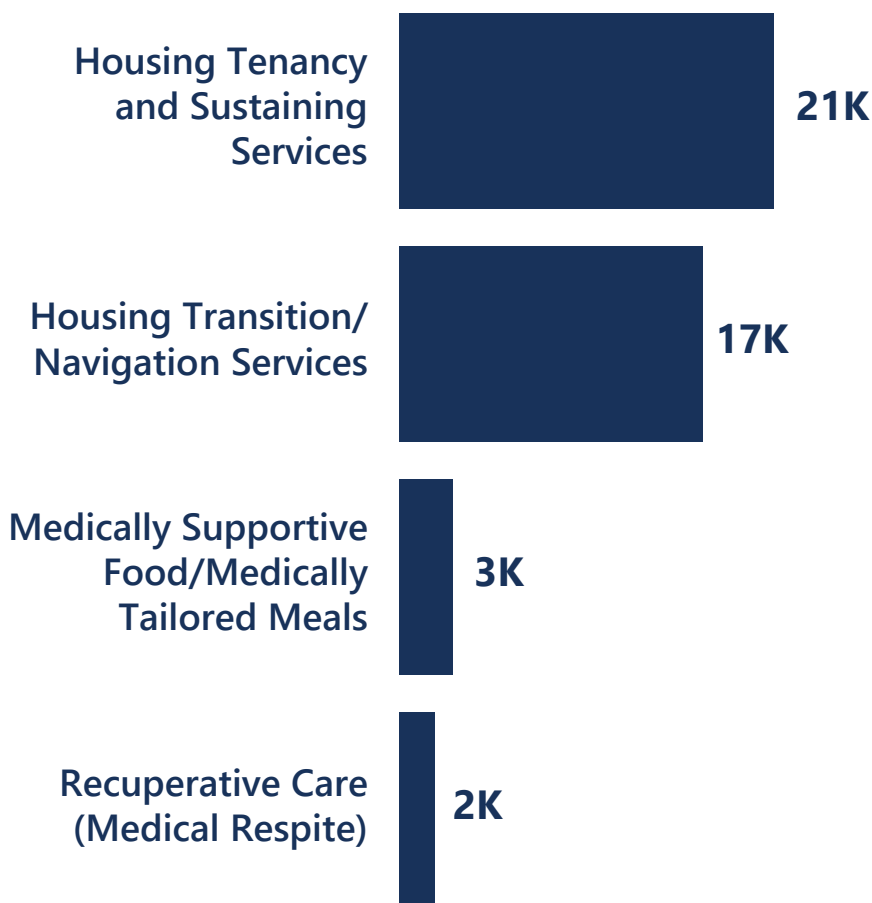
¹ [See here for more information on the Community Supports services available in each county.](#)

MEMBERS SERVED BY COMMUNITY SUPPORTS IN 2022

27,213 members received at least one Community Support in January through September 2022.

The total number of members who received at least one Community Support in 2022 increased by 59% from the end of Q1 to the end of Q3. This growth is expected to continue as more providers contract with MCPs to deliver services, providers develop their capacity, and members and their families learn about and connect to these services.

Cumulative Utilization for Top 4 Community Supports Services* Q1-Q3 2022

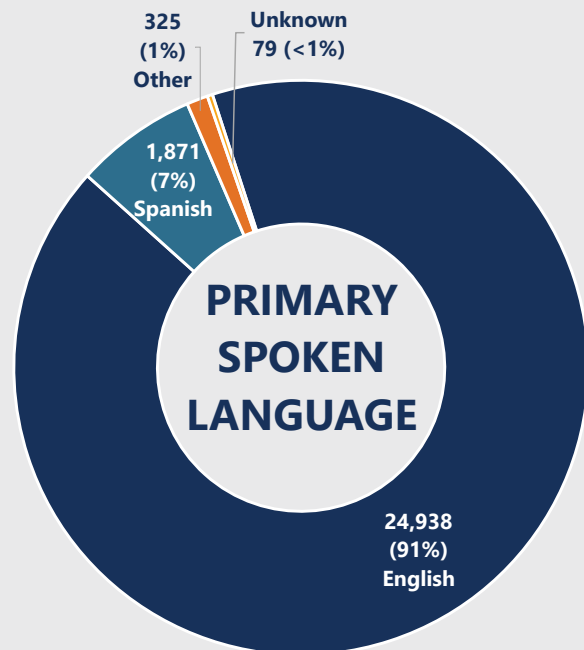
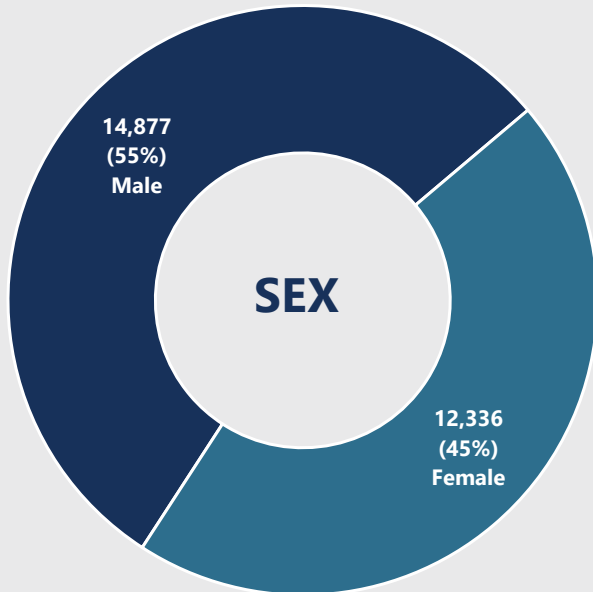
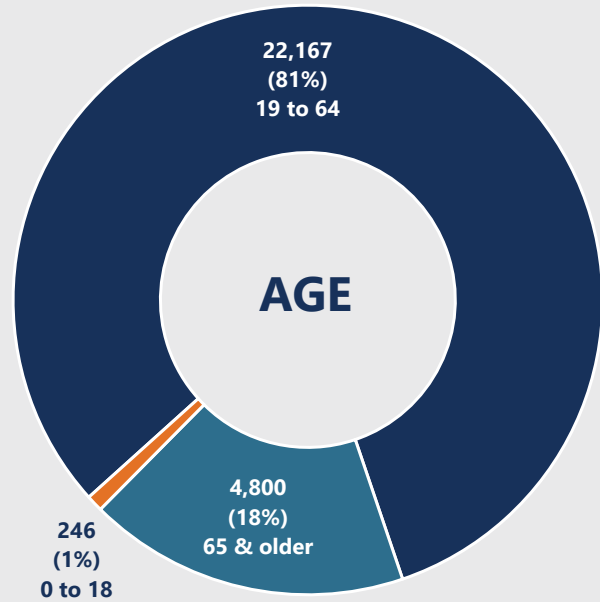
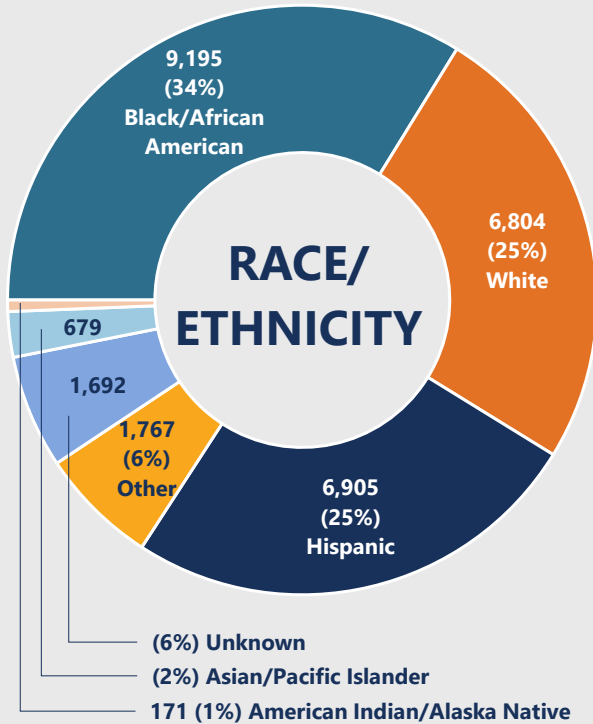


DHCS is working with MCPs to enable more widespread provision of services to members, including those with the most complex challenges affecting health, such as homelessness and unstable and unsafe housing. As of September 2022, 18 MCPs offered all three housing Community Supports services (Housing Transition/Navigation, Housing Deposits, and Housing Tenancy & Sustaining services), and 659 provider organizations were contracted to provide at least one of these three housing supports. During this time, 23,195 members received at least one housing support. Statewide, 74 recuperative care centers were contracted to provide Community Supports as of September 2022. DHCS has seen growth in the number of Community Supports offered by MCPs since Q3 2022.

* Members may receive more than one Community Supports service.

Q3 Community Supports Demographic Breakdown

Total members who received services at any point from Q1 to Q3: 27,213



All data included in this document is based on data reported to DHCS by MCPs through the [Quarterly Implementation Monitoring Report](#). It reflects the latest QIMR submissions for Q1-Q3 2022 as of April 2023.

Stay informed about ECM, Community Supports, and other Medi-Cal initiatives:

