



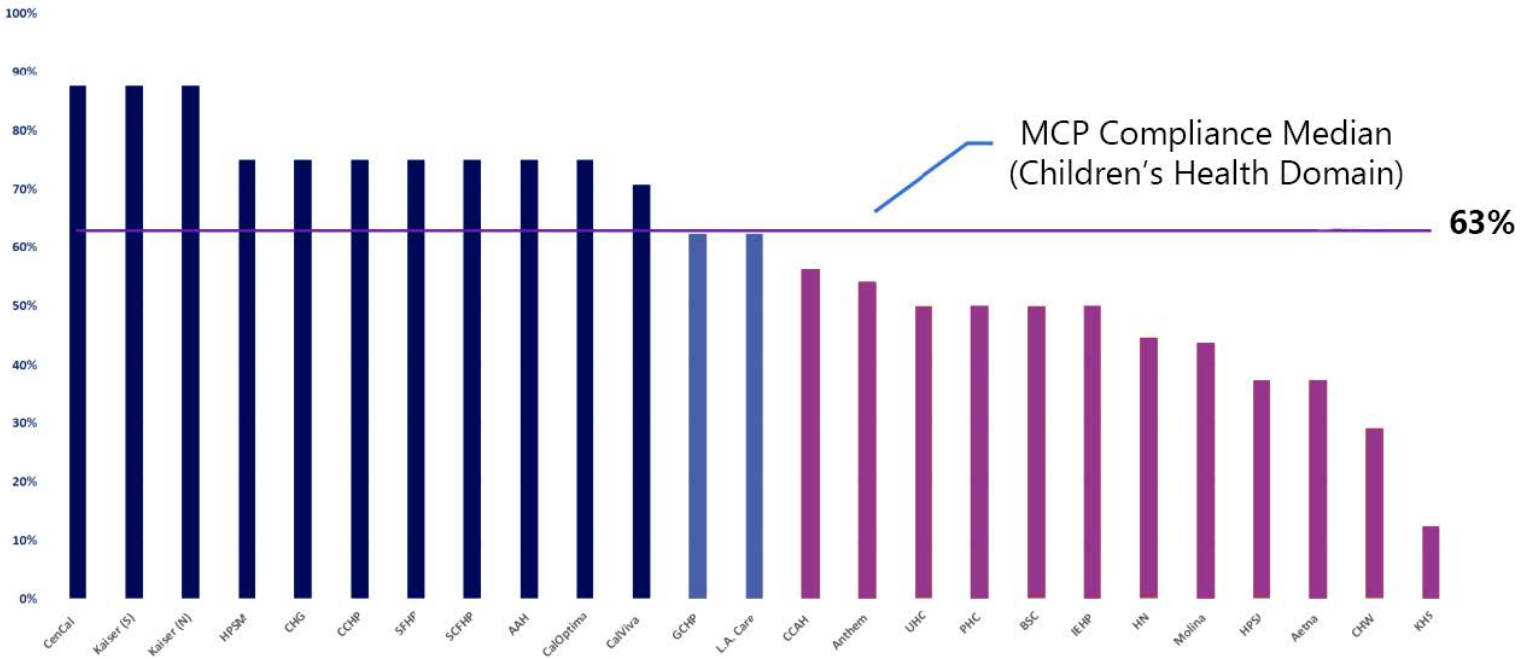
# HOW DO OUR MEDI-CAL MANAGED CARE PLANS (MCPs) COMPARE TO THEIR PEERS IN CHILDREN'S HEALTH CARE?



The graph below shows which plans met DHCS' standard for [key health care measures](#) for young people (collectively known as the children's domain). It encompasses the following eight measures:

1. Child and Adolescent Well-Care Visits	4. Well-Child Visits in the First 30 Months of Life (0 to 15 Months; Six or More Well-Child Visits)	7. BMI Assessment for Children/Adolescents
2. Childhood Immunization Status	5. Well-Child Visits in the First 30 Months of Life (15 to 30 Months: Two or More Well-Child Visits)	8. Counseling Physical Activity for Children/Adolescents
3. Immunizations for Adolescents	6. Counseling for Nutrition	

## MCPs MEETING THE DHCS STANDARD FOR CHILDREN'S DOMAIN MEASURES IN MEASUREMENT YEAR (MY) 2021



See legend of California MCPs contracted by DHCS on page 3

**20%** MCP units with 75% or more of measures above the DHCS standard

**29%** MCP units with 60% or more of measures above the DHCS standard

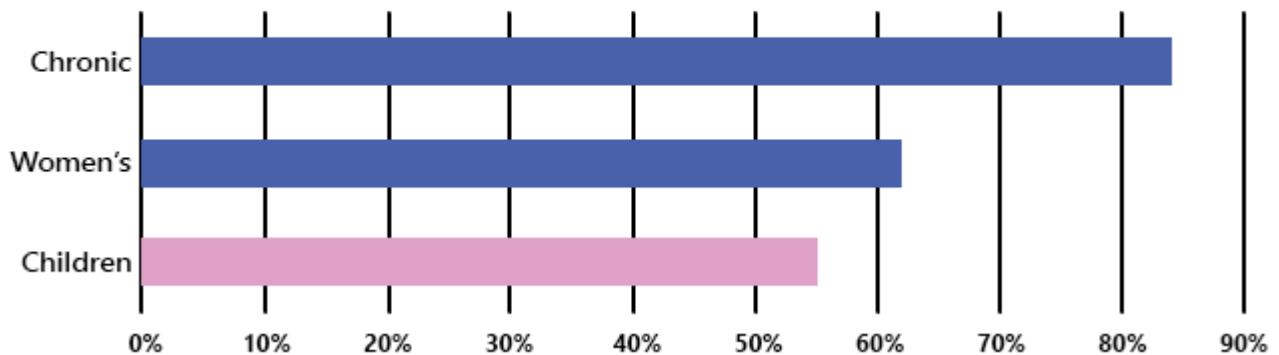
**CenCal**

**Kaiser North**

**Kaiser South**

**Top three MCPs above the California median on Children's Domain Measures**

### MY 2021 Domain Measures that met DHCS standards (MPL 50th percentile)



**MCP Children's Domain performance is behind that of other domains (women's and chronic).**



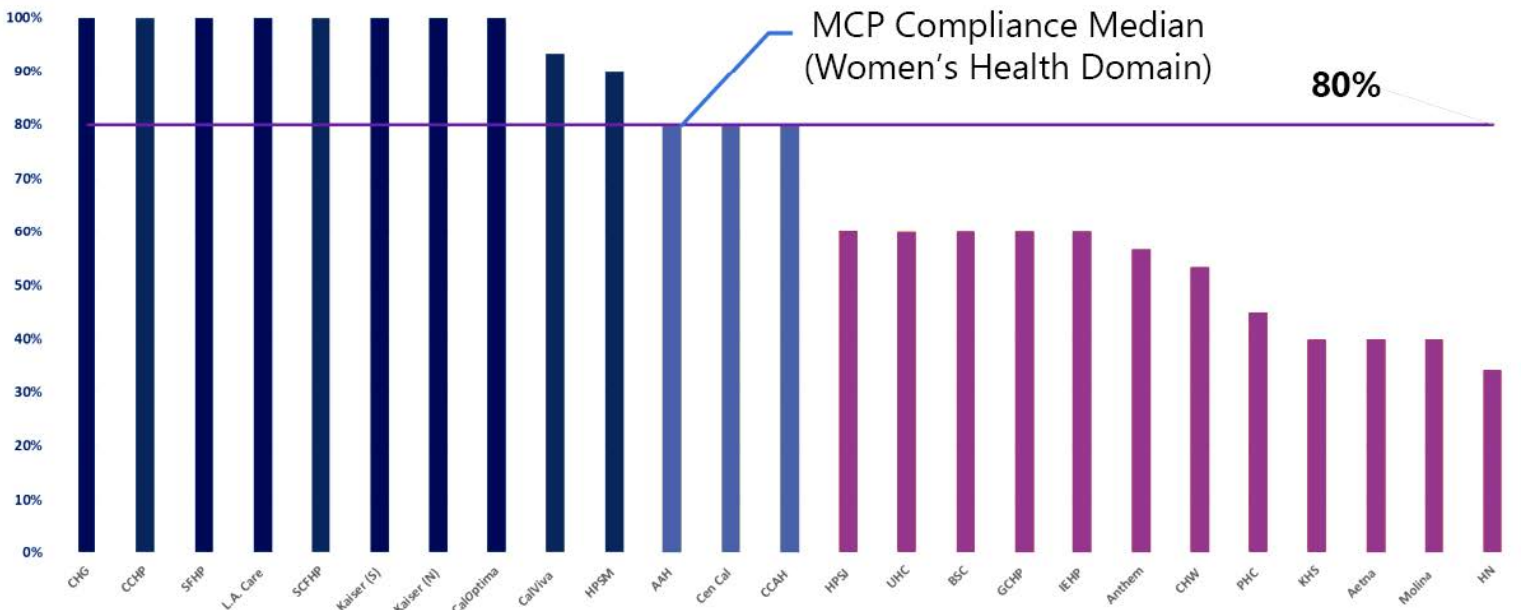
# HOW DO OUR MEDI-CAL MANAGED CARE PLANS (MCPs) COMPARE TO THEIR PEERS IN WOMEN'S HEALTH CARE?



The graph below shows which plans met DHCS' standard for key health care measures for women (known as women's domain). The women's domain encompasses the following five measures:

1. Breast Cancer Screening	3. Chlamydia Screening in Women	5. Prenatal and Postpartum Care: Postpartum Care
2. Cervical Cancer Screening	4. Prenatal and Postpartum Care: Timeliness of Prenatal Care	

## MCPs MEETING THE DHCS STANDARD FOR WOMEN'S DOMAIN MEASURES IN MEASUREMENT YEAR (MY) 2021

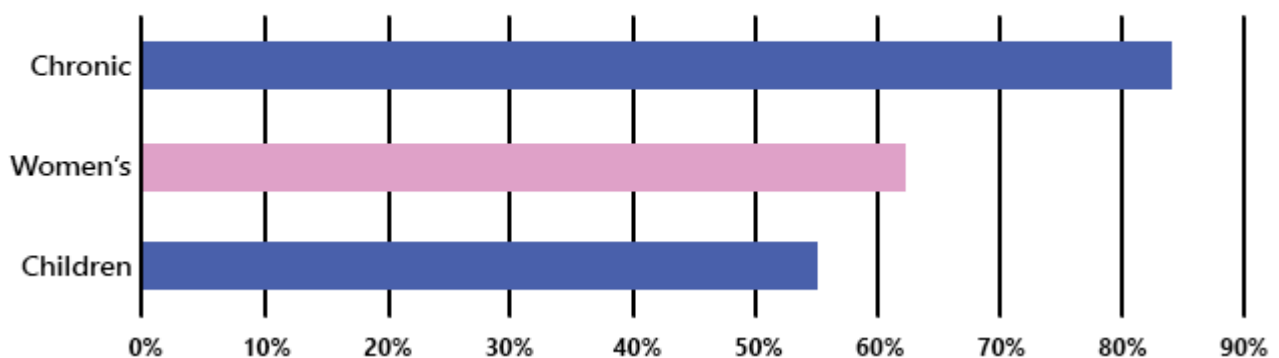


See Legend of CA MCPs contracted by DHCS on page 3



Top eight MCPs above the California median on Women's Domain Measures

### MY 2021 Domain Measures that met DHCS standards (MPL 50th percentile)



MCP Women's Domain performance is higher than Children's Domain but lower than Chronic Disease Domain.



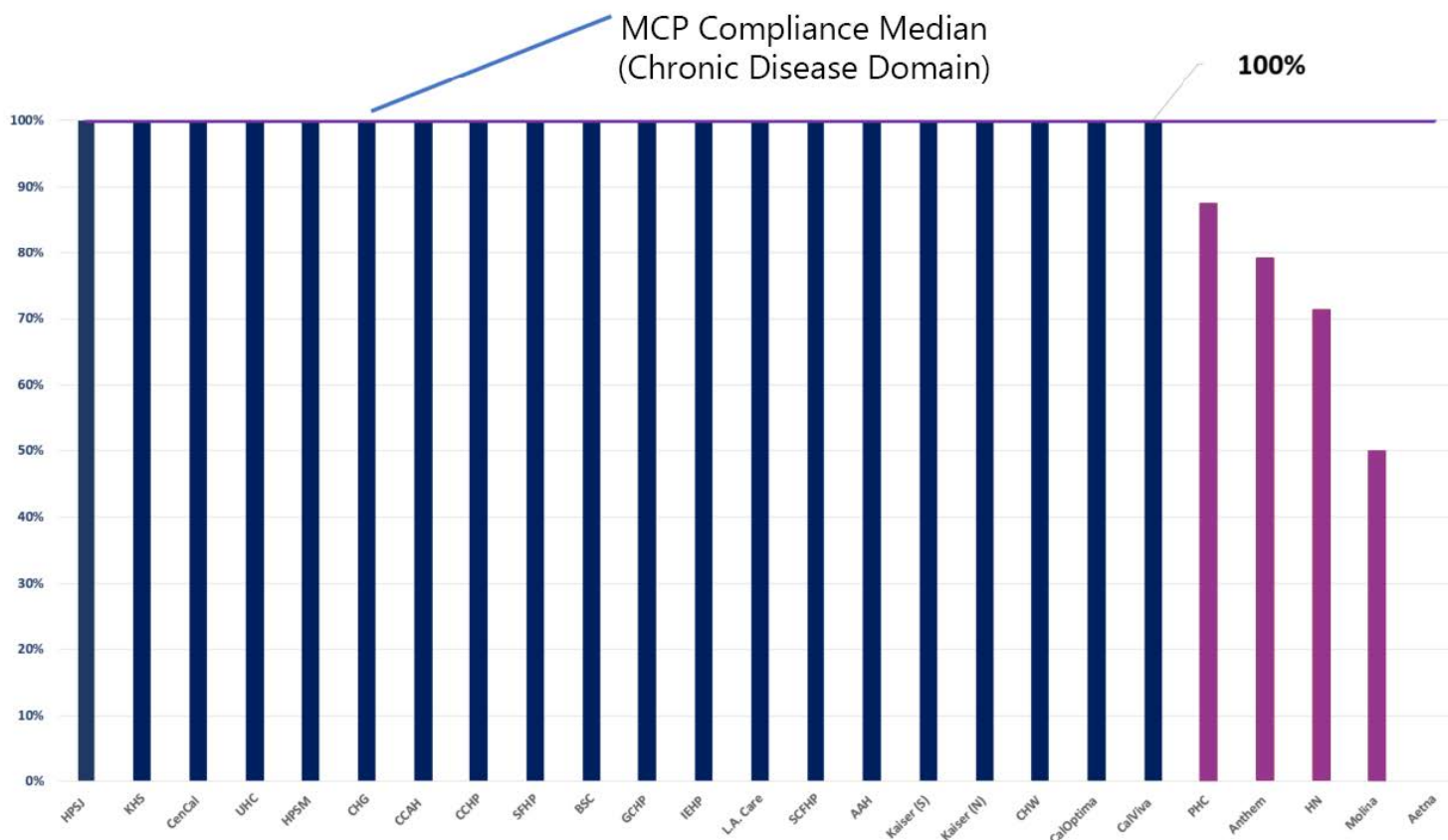
# HOW DO OUR MEDI-CAL MANAGED CARE PLANS (MCPs) COMPARE TO THEIR PEERS IN CHRONIC DISEASE MEASURES?



The graph below shows which plans met DHCS' standard for key health care measures for chronic disease (known as chronic disease domain). The chronic disease domain encompasses the following two measures:

1. Hemoglobin A1c Control for Patients With Diabetes – HbA1c Poor Control (> 9%)
2. Controlling High Blood Pressure

## MCPs MEETING THE DHCS SANDARD FOR CHRONIC DISEASE DOMAIN MEASURES IN MEASUREMENT YEAR (MY) 2021



See Legend of CA MCPs contracted by DHCS on page 3

**77%**

MCP units with 75% or more of measures above DHCS standard



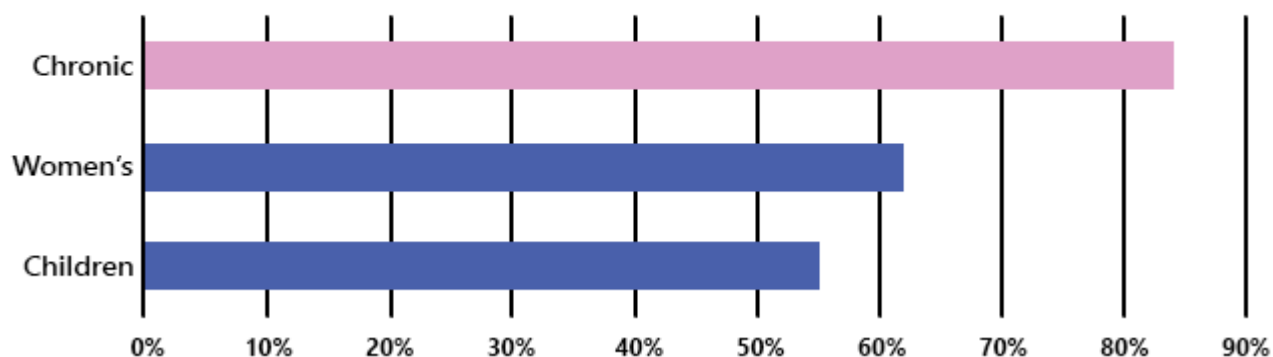
**89%**

MCP units with 60% or more of measures above DHCS standard

**20 out of 25 MCPs met the California median on Chronic Disease Domain Measures**

AAH	CCHP	HPSJ	KHS
BSC	CAAH	HPSM	L.A. Care
CalOptima	CHG	IEHP	SCFHP
CalViva	GCHP	Kaiser (N)	SFHP
CenCal	HN	Kaiser (S)	UHC

### MY 2021 Domain Measures that met DHCS standards (MPL 50th percentile)



**MCP Chronic Disease's Domain shows the highest performance compared to Children and Women's Domains.**

# APPENDIX

## Managed Care Plan (MCP) Legend

MCP Acronym	MCP Name	Number of Reporting Units	Reporting Unit(s)
Aetna	Aetna Better Health of California	2	Sacramento, San Diego
AAH	Alameda Alliance for Health	1	Alameda
Anthem	Blue Cross of California Partnership Plan, Inc., DBA Anthem Blue Cross Partnership Plan	12	Alameda, Contra Costa, Fresno, Kings, Madera, Region 1 <sup>1</sup> , Region 2 <sup>2</sup> , Sacramento, San Benito, San Francisco, Santa Clara, Tulare
BSC	Blue Shield of CA (Promise)	1	San Diego
CalOptima	CalOptima	1	Orange
CalViva	CalViva Health	3	Fresno, Kings, Madera
CCAH	Central California Alliance for Health	2	Merced, Monterey/Santa Cruz
CCHP	Contra Costa Health Plan	1	Contra Costa
CenCal	CenCal Health	2	San Luis Obispo, Santa Barbara
CHG	Community Health Group	1	San Diego
CHW	California Health & Wellness	3	Imperial, Region 1 <sup>1</sup> , Region 2 <sup>2</sup>
GCHP	Gold Coast Health Plan	1	Ventura
HN	Health Net Community Solutions, Inc.	7	Kern, Los Angeles, Sacramento, San Diego, San Joaquin, Stanislaus, Tulare
HPSJ	Health Plan of San Joaquin	2	San Joaquin, Stanislaus
HPSM	Health Plan of San Mateo	1	San Mateo
IEHP	Inland Empire Health Plan	1	Riverside/San Bernardino
Kaiser (S)	Kaiser SoCal	1	San Diego
Kaiser (N)	Kaiser NorCal	1	Sacramento, Amador, El Dorado, Placer
KHS	Kern Health Systems	1	Kern
L.A. Care	L.A. Care Health Plan	1	Los Angeles
Molina	Molina Healthcare of California	4	Imperial, Riverside/San Bernardino, Sacramento, San Diego
PHC	Partnership HealthPlan of California	4	Northeast <sup>3</sup> , Northwest <sup>4</sup> , Southeast <sup>5</sup> , Southwest <sup>6</sup>
SCFHP	Santa Clara Family Health Plan	1	Santa Clara
SFHP	San Francisco Health Plan	1	San Francisco
UHC	UnitedHealthcare Community Plan	1	San Diego

## Superscript Legend

Superscript	Name	Counties
1	Region 1	Butte, Colusa, Glenn, Plumas, Sierra, Sutter, Tehama
2	Region 2	Alpine, Amador, Calaveras, El Dorado, Inyo, Mariposa, Mono, Nevada Placer, Tuolumne, Yuba
3	Northeast	Lassen, Modoc, Shasta, Siskiyou, Trinity
4	Northwest	Del Norte, Humboldt
5	Southeast	Napa, Solano, Yolo
6	Southwest	Lake, Marin, Mendocino, Sonoma