


Laura's Law: Assisted Outpatient Treatment Demonstration Project Act of 2002

Statewide Factsheet 2022*

FY 19/20



Operational County Programs
20



Voluntary Enrollment
660



Court Involvement
258

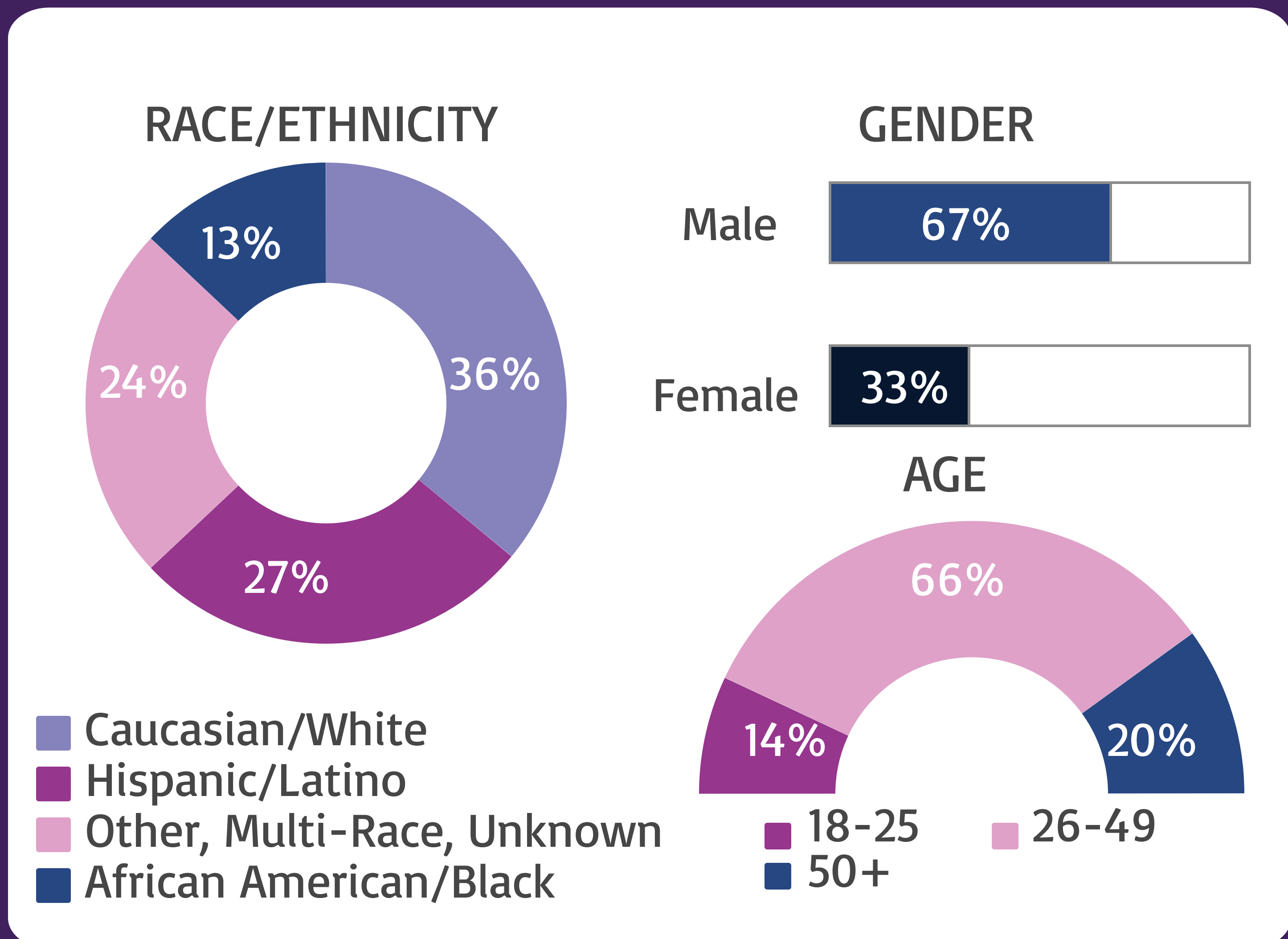


Total Participants
918


More than **50%**
CALIFORNIA COUNTIES OFFERING
AOT BY 2023

72% Eligible Individuals
ACCEPTED VOLUNTARY SERVICES


180 Weekly Minutes
TREATMENT PER CLIENT
ON AVERAGE




Court Involved Key Highlights




32%
Reduction in Homelessness




40%
Reduction in Hospitalization




42%
Reduction in Contact with Law Enforcement



72%
Reduction in Victimization



63%
Reduction in Violent Behavior



21%
Reduction in Substance Abuse

*2021 AOT Survey FY19/20 (N=918)