

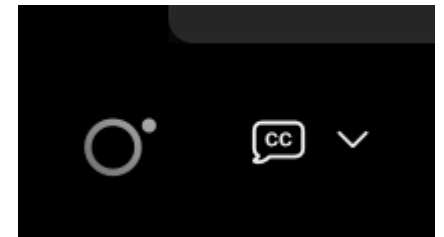

Understanding Chronic Conditions Among Californians with Original Medicare

December 11, 2023

Welcome & Introductions

Webinar Housekeeping

- » All attendees are muted upon entry.
- » This webinar is being recorded and will be posted on the DHCS website.
- » To access the chat, click on the chat button on the lower right corner of your screen.
- » We are only taking questions via chat for the webinar, but if we need more clarification, we can take you off mute if you raise your hand. The button to raise your hand is at the bottom-right of the screen next to the emoji icon.
- » For those who need live captioning for today's webinar, we have a link for assistance, please look at the chat for that link. Or you can use the cc button.
- » **Agenda is posted here, and slides will be posted shortly:**
<https://www.dhcs.ca.gov/services/Pages/OMII-Webinar.aspx>



Agenda

- » Welcome and Introductions
- » Analysis of Chronic Conditions among Californians with Original Medicare: Most Prevalent, and Demographic and Geographic Differences
 - Q & A
- » Deeper Dive: Cognitive and Behavioral Health, Regional Data, and Dual Eligibles Topics
 - Q & A
- » Note 1: Chartbook called “Chronic Conditions Experienced by Californians with Original Medicare in 2021 December” is posted at <https://www.dhcs.ca.gov/services/Pages/OMII.aspx>
- » Note 2: In the coming weeks, DHCS will post more detailed data files on today’s webinar topic on the CalHHS Open Data Portal: <https://data.chhs.ca.gov/>

Webinar Participants

- » Nils Franco, Analyst at ATI Advisory (ATI). ATI is a research and advisory services firm working to transform the delivery of services that promote the health and well-being of individuals with complex health and social needs.
- » Dr. Carla Perissinotto, MD, MHS, Professor in the Division of Geriatrics, Department of Medicine, at the University of California, San Francisco (UCSF).
- » Anastasia Dodson, Deputy Director, California Department of Health Care Services (DHCS). DHCS is the state agency that administers Medi-Cal, and integrated programs for people with both Medicare and Medi-Cal.

Chronic Conditions Experienced by Californians with Original Medicare, Segment 1 of 2

Consumer Questions about Medicare?

» Contact HICAP!

- **Find your local HICAP office by calling:** 1-800-434-0222
- Or click on your county here:
https://aging.ca.gov/Find_Services_in_My_County/

» HICAP (Health Insurance Counseling and Advocacy Program) in California provides free, confidential one-on-one counseling, education, and assistance to individuals and their families on Medicare, Long-Term Care insurance, other health insurance related issues. HICAP also provides legal assistance or legal referrals in dealing with Medicare or Long-Term Care insurance related issues.

» **Or Call Medicare: 1-800-633-4227**

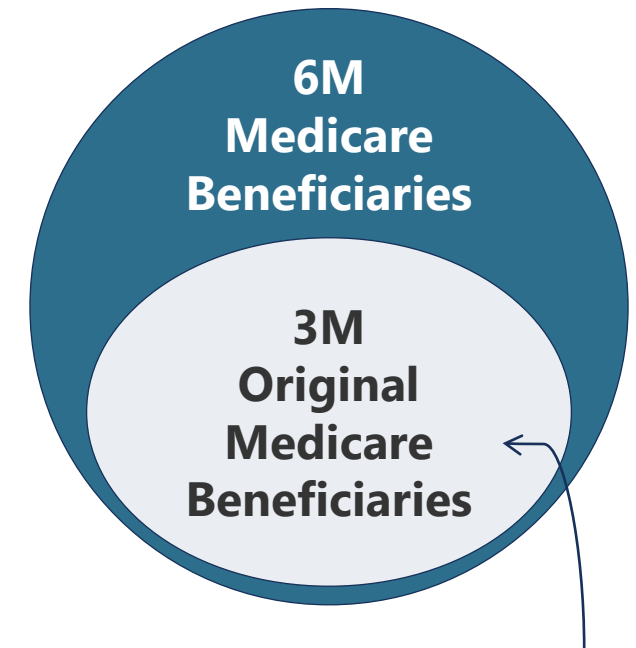
Topics Covered in This Segment

- » Medicare, Original Medicare, and Dual Beneficiaries
- » Top 10 Most Prevalent Chronic Conditions
- » Demographic and Geographic Differences in Chronic Condition Experiences

Review of Medicare and Dual Eligibility

- » **Medicare** – Federal health insurance program for:
 - Most people who are 65 or older
 - Certain younger people with disabilities
 - Certain people with End-Stage Renal Disease
- » **Original Medicare** – The Medicare program administered by the government. In California, half of Medicare beneficiaries have Original Medicare, while half have Medicare Advantage.
- » **Medicare Advantage** – A Medicare program administered by private insurers.

California Original Medicare Enrollment, 2021



We'll discuss the experiences of 1.8M to 2.6M Californians who had Original Medicare continuously for 1 to 3 years as of 2021.

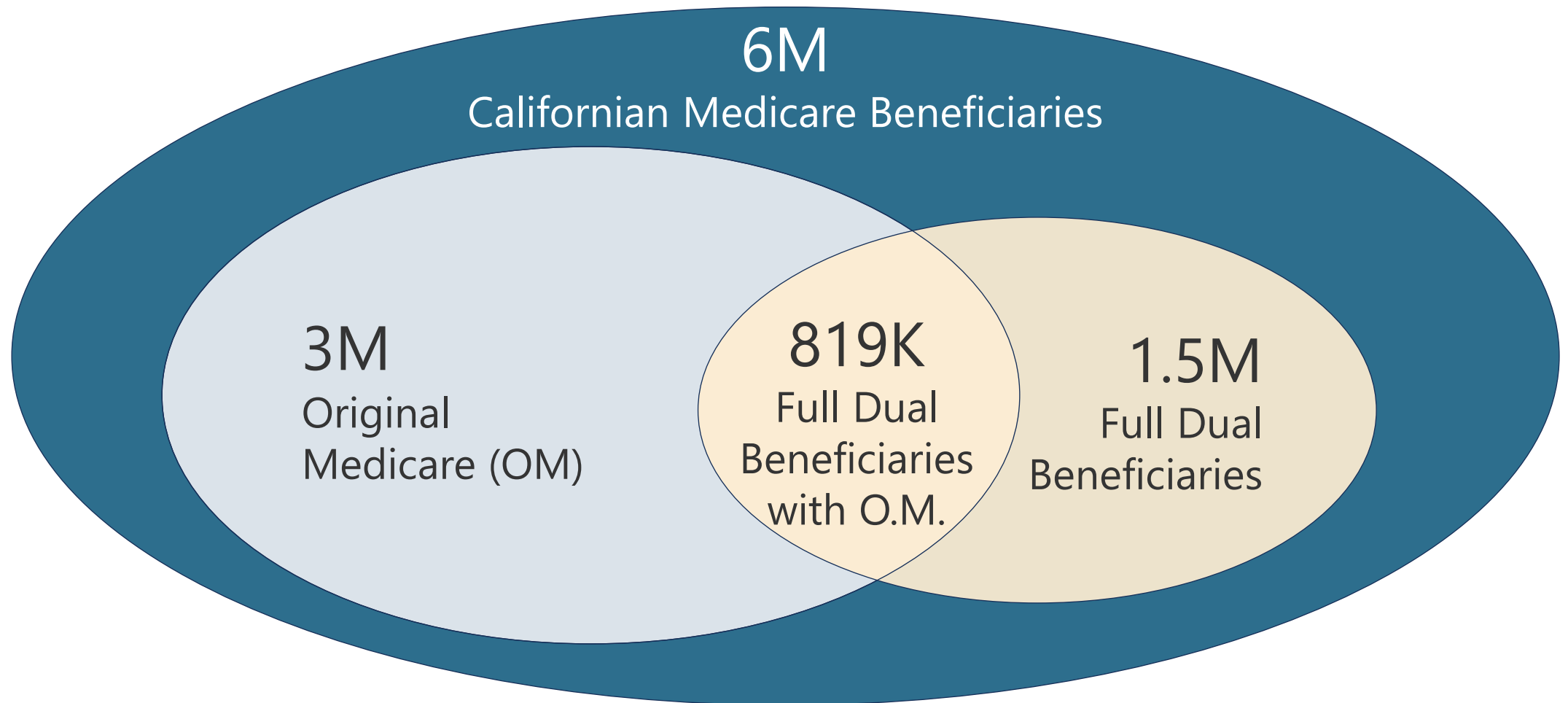
Review of Medicare and Dual Eligibility

- » **Full Dual Beneficiary** – A Medicare beneficiary who also has full Medi-Cal benefits

- » **New Full Dual Beneficiary** – A Medicare beneficiary without Medi-Cal in January 2021, but who gained Medi-Cal benefits by December 2021.
 - Patterns of chronic conditions experienced by this group can inform our understandings of what medical experiences most often precede Medi-Cal enrollment.

Review of Medicare and Dual Eligibility

California Medicare, Original Medicare, and Medi-Cal Enrollment, 2021



Top 10 Most Common Chronic Conditions Experienced by Californians with Original Medicare

Summary

- » Californians with Original Medicare were **less likely** than the national Original Medicare population to have eight of these 10 conditions
- » These 10 conditions are experienced by between 18% and 63% of Californians with Original Medicare
- » More than half of Californians with Original Medicare experienced four co-occurring conditions

Data Source

Medicare Master
Beneficiary Summary File
Chronic Conditions
Segment for 2021

Study Inclusion

Medicare beneficiaries
with an adequate length
of time in Original
Medicare to identify each
condition, which means
1-3 years in Original
Medicare

Top 10 Most Common Chronic Conditions Experienced by Californians with Original Medicare

Summary (Continued)

- » Californians with Original Medicare in urban areas and at older ages were more likely to have many of these conditions
 - Prevalence varied by sex and race/ethnicity as well
- » Medicare spending was generally highest among men, those in urban areas, those younger than age 65, and Black beneficiaries.
 - Beneficiaries typically pay about 20 cents out of pocket for every 80 cents paid by Original Medicare.

Data Source

Medicare Master
Beneficiary Summary File
Chronic Conditions
Segment for 2021

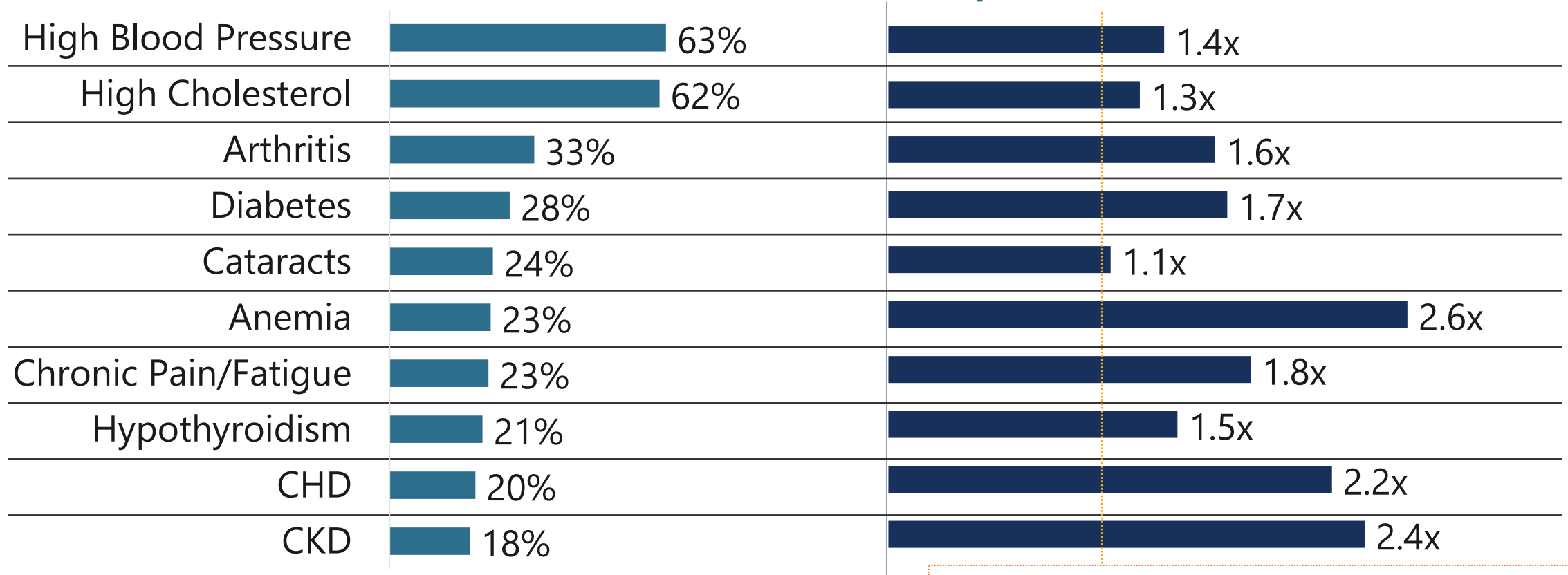
Study Inclusion

Medicare beneficiaries
with an adequate length
of time in Original
Medicare to identify each
condition, which means
1-3 years in Original
Medicare

Top 10 Most Common Chronic Conditions

Prevalence of the Condition among Californians with Original Medicare

Original Medicare Spending for Those with the Condition Compared to Overall

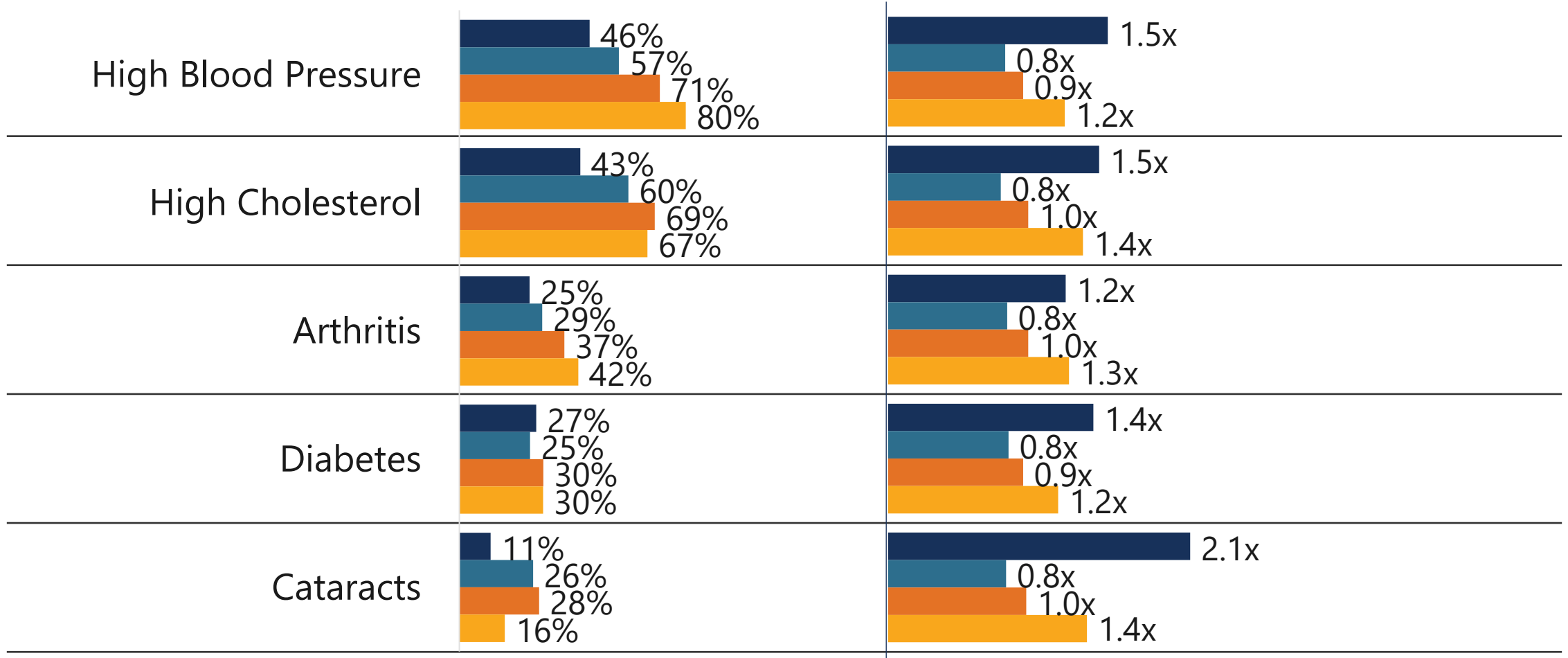


Statewide Medicare Spending
Per-Person-Year: \$14,525

Condition Prevalence by Age Group

Prevalence

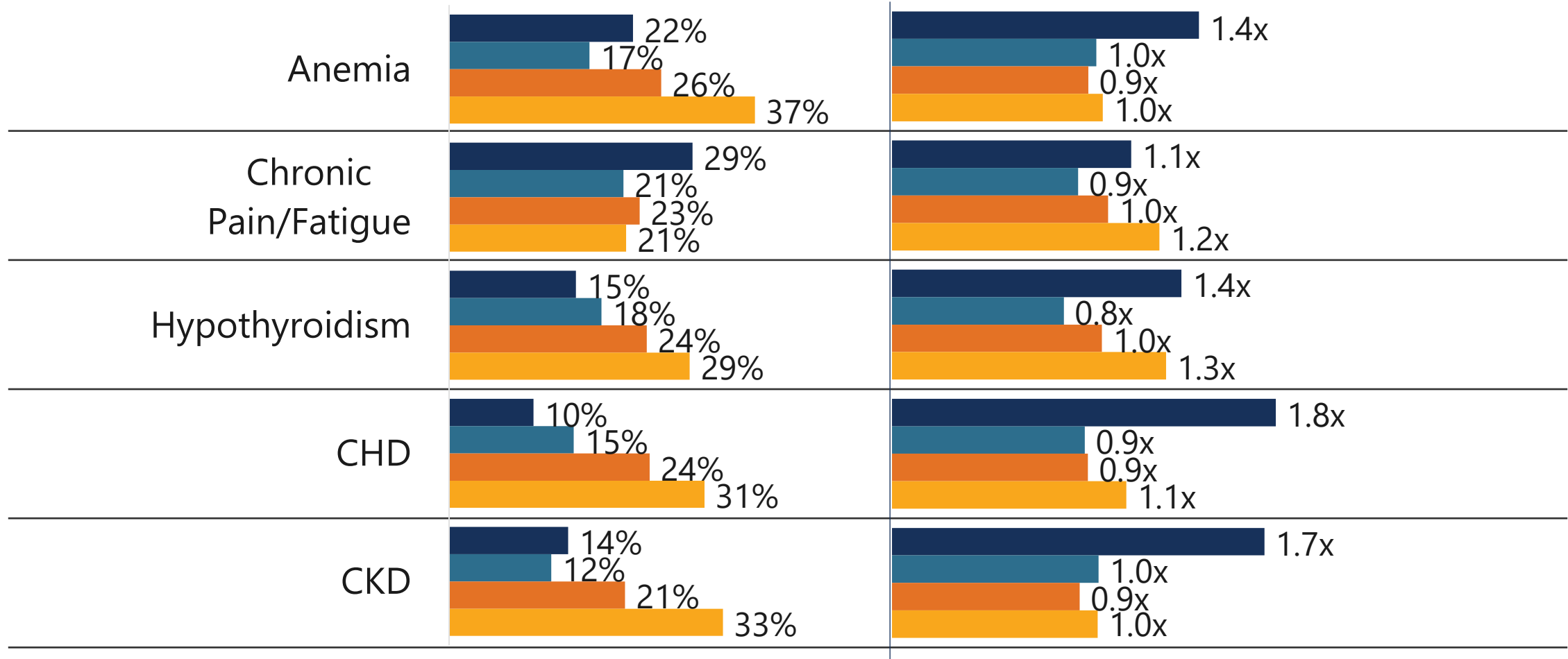
Spending



Condition Prevalence by Age Group

Prevalence

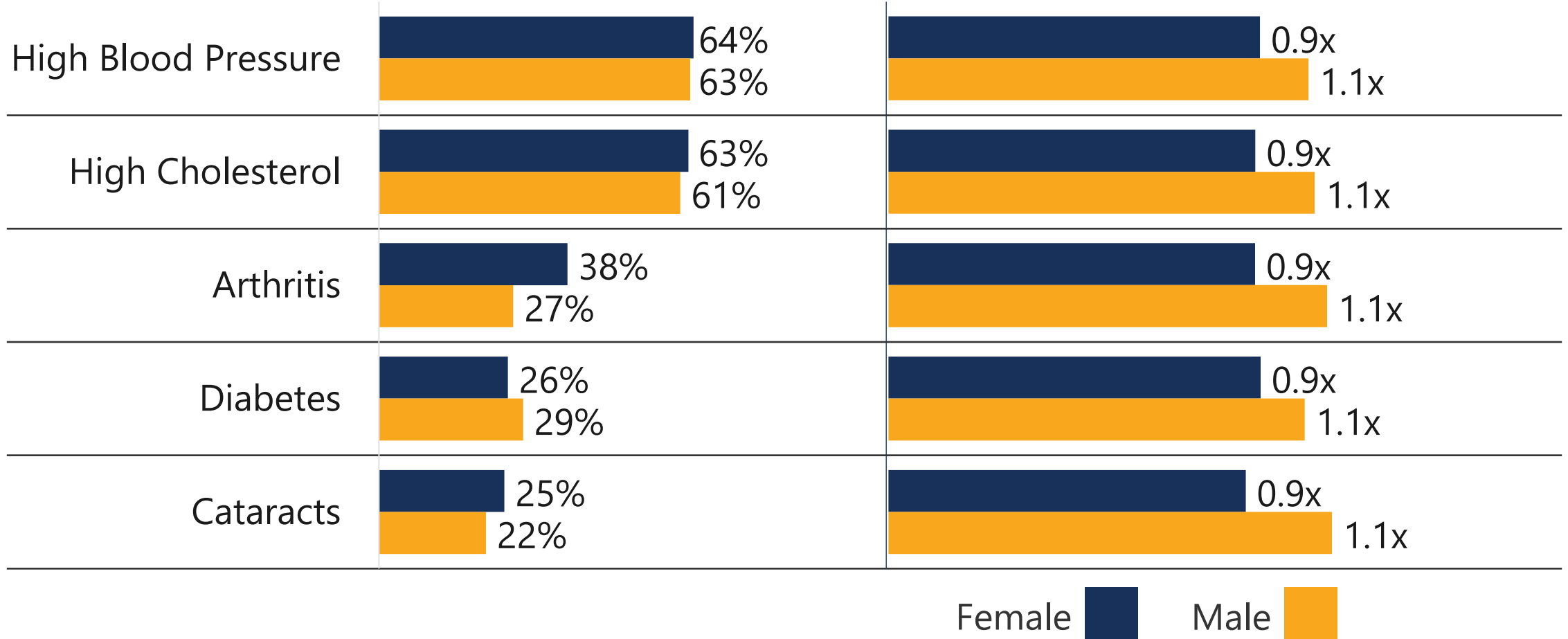
Spending



Condition Prevalence by Sex

Prevalence

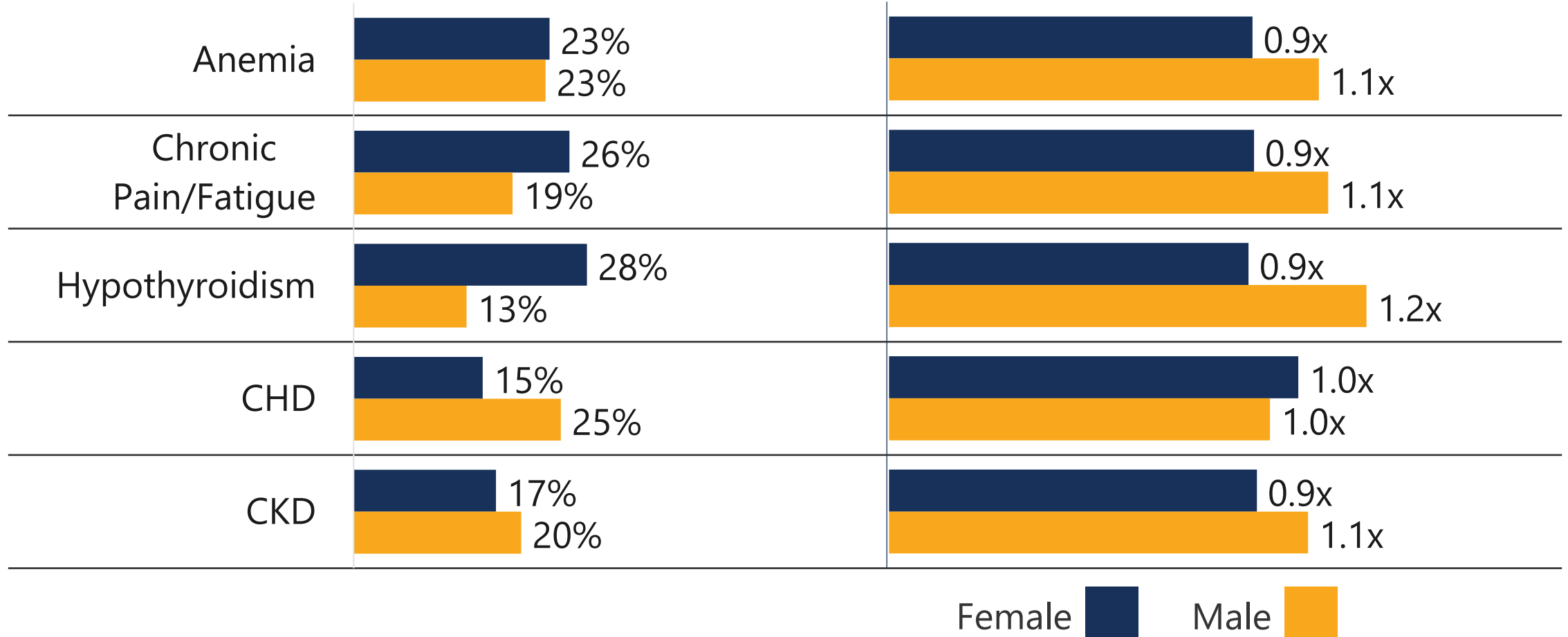
Spending



Condition Prevalence by Sex

Prevalence

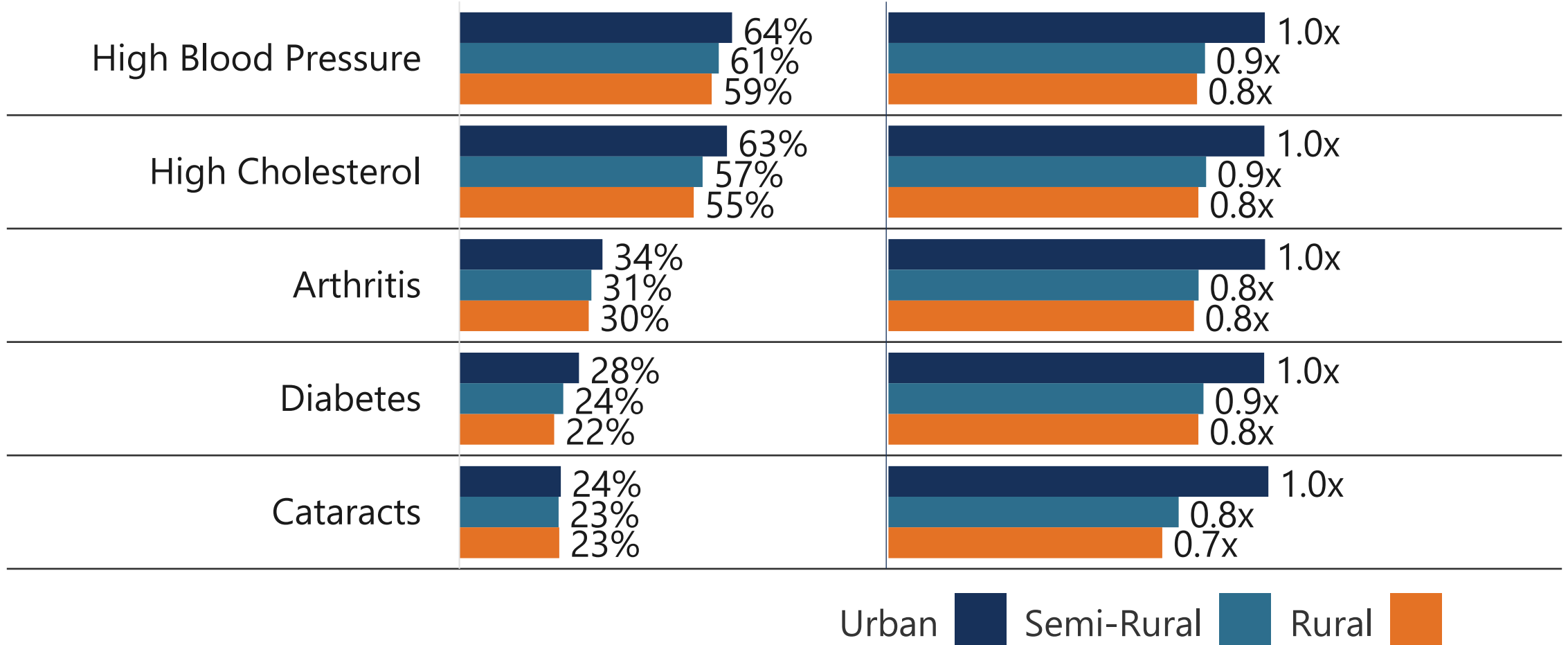
Spending



Condition Prevalence by Geography

Prevalence

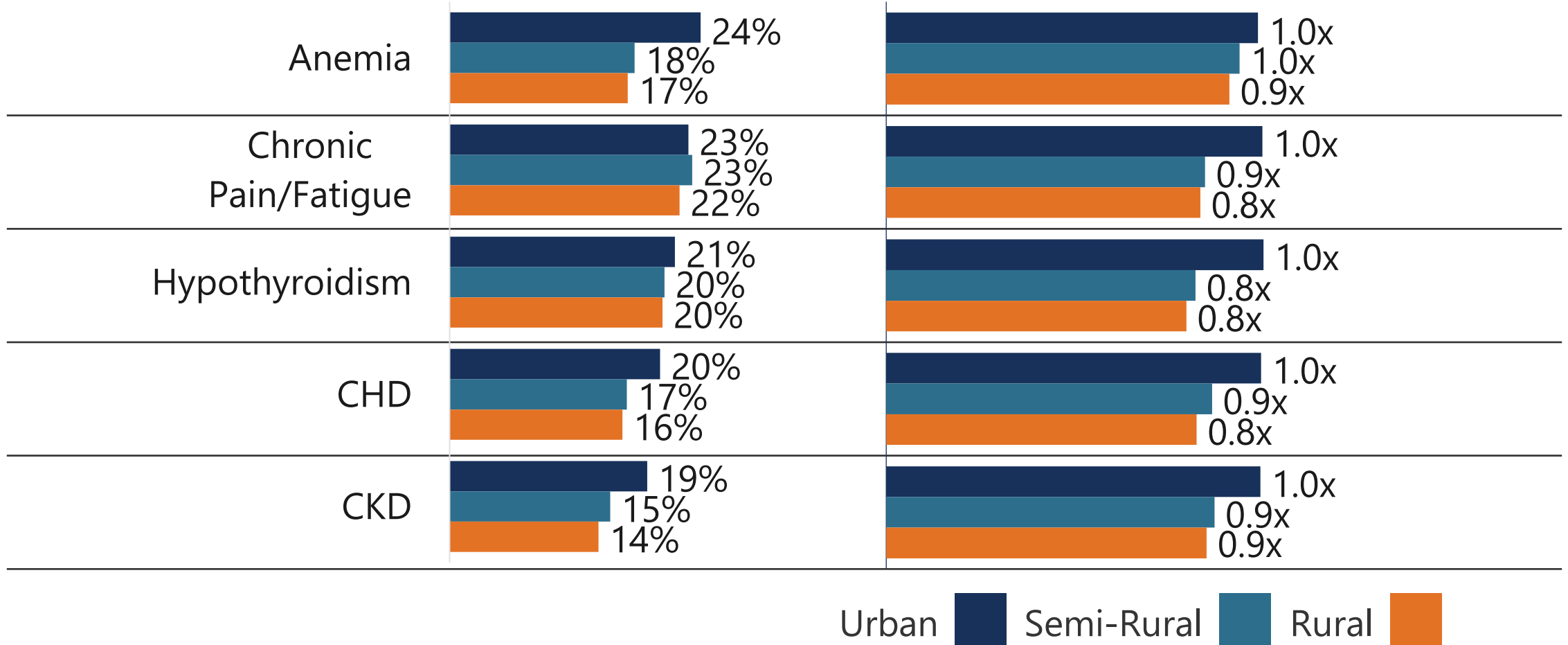
Spending



Condition Prevalence by Geography

Prevalence

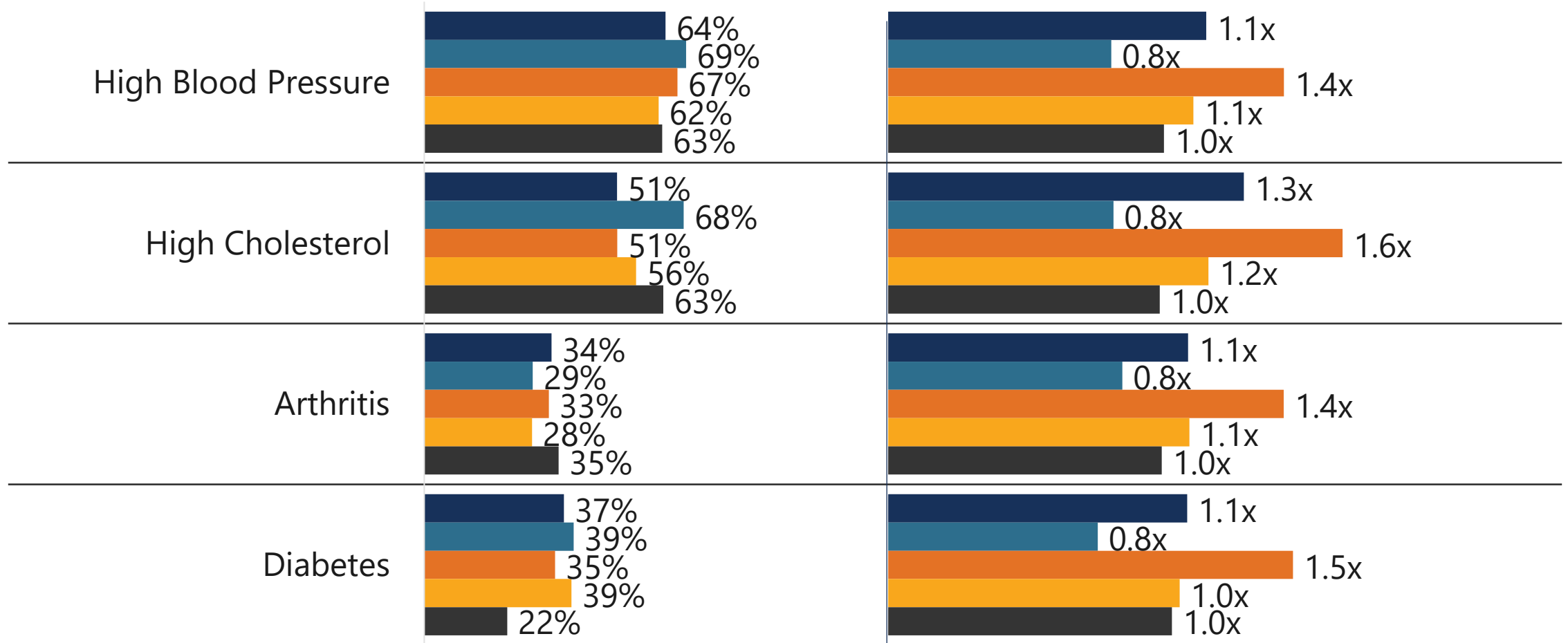
Spending



Condition Prevalence by Race and Ethnicity

Prevalence

Spending



AIAN



Asian



Black



Hispanic



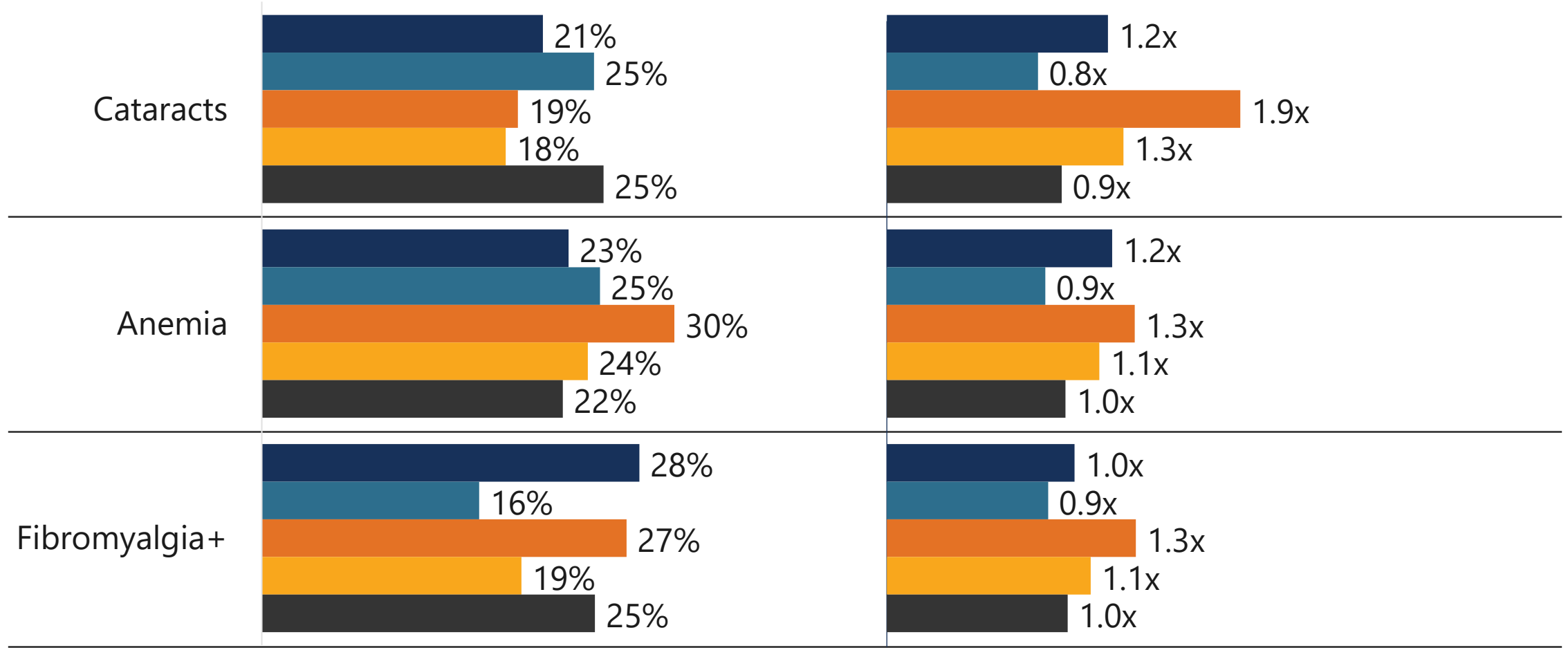
White



Condition Prevalence by Race and Ethnicity

Prevalence

Spending



AIAN



Asian



Black



Hispanic

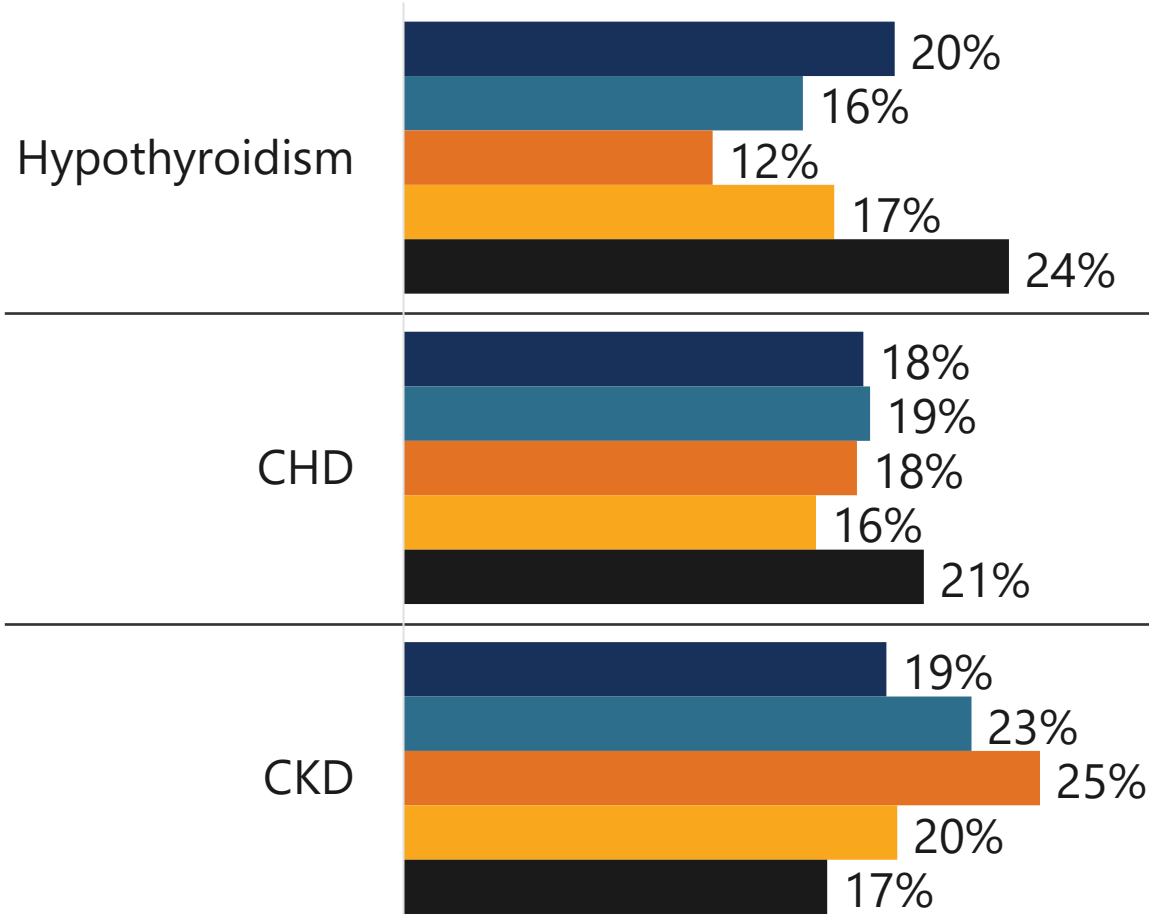


White

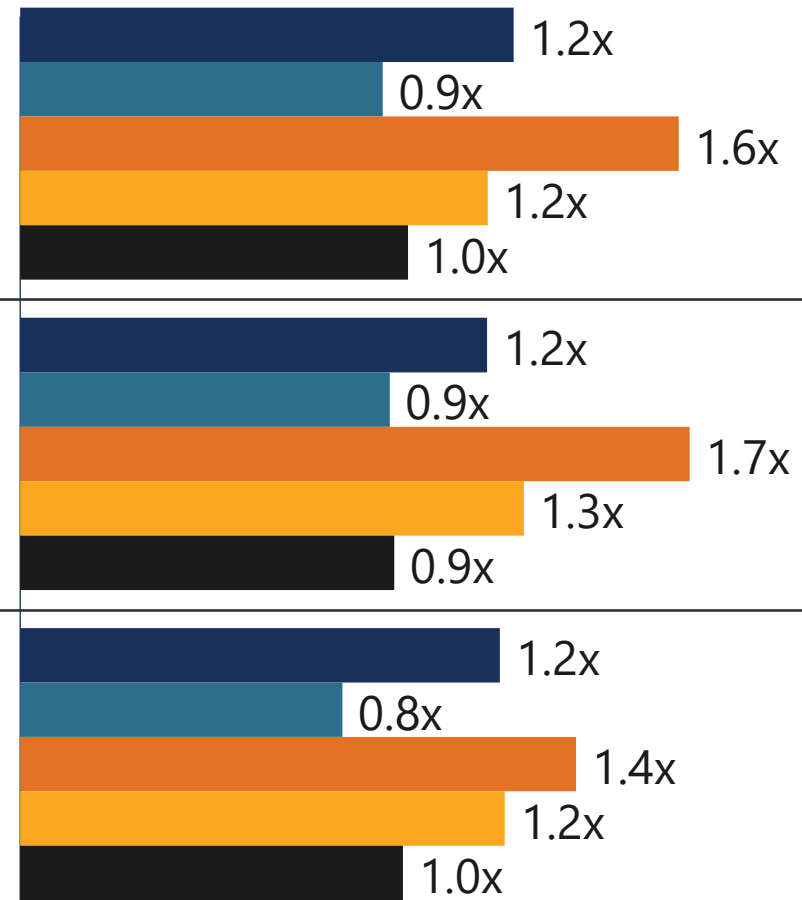


Condition Prevalence by Race and Ethnicity

Prevalence



Spending



AIAN



Asian



Black



Hispanic



White



Questions?



Discussion Questions

- » What is most of interest in this data?
- » What implications does this data have for policy and practice?
- » What further questions should be considered for future analysis?
- » What are the experiences of Medicare beneficiaries, and Medicare providers, around chronic conditions?

Chronic Conditions Experienced by Californians with Original Medicare: Segment 2 of 2

Topics Covered in This Segment

- » Cognitive and Behavioral Health Conditions
- » California Regional Data
- » Full Dual Beneficiaries' Experiences of Chronic Conditions

Further Detail on Chronic Conditions Experienced by Californians with Original Medicare

Summary

- » 8% of Californians with Original Medicare had **Alzheimer's Disease or related dementias (ADRD)**, and those with ADRD had 214% higher Medicare spending than the state average.
 - ADRD prevalence varied by region.

This section includes analysis of three cognitive and behavioral health conditions:

- Alzheimer's Disease or related dementias (ADRD)
- Drug use disorders
- Depressive disorders

Data Source

Medicare Master
Beneficiary Summary File
Chronic Conditions
Segment for 2021

Study Inclusion

Medicare beneficiaries
with an adequate length
of time in Original
Medicare to identify each
condition, which means
1-3 years in Original
Medicare

Further Detail on Chronic Conditions Experienced by Californians with Original Medicare

Summary (Continued)

- » 4% of Californians with Original Medicare had **drug use disorders**, and those with drug use disorders had 161% higher Medicare spending than the state average.
- » 18% of Californians with Original Medicare had **depressive disorders**, and those with depressive disorders had 117% higher Medicare spending than the state average.

Data Source

Medicare Master
Beneficiary Summary File
Chronic Conditions
Segment for 2021

Study Inclusion

Medicare beneficiaries
with an adequate length
of time in Original
Medicare to identify each
condition, which means
1-3 years in Original
Medicare

Further Detail on Chronic Conditions Experienced by Californians with Original Medicare

Summary (Continued)

- » **Full dual beneficiaries** (with both Medicare and Medi-Cal) experienced many conditions more often than other beneficiaries and had higher Medicare spending than other beneficiaries.
 - This is true of “**new full dual**” beneficiaries, too (Californians with Original Medicare who started 2021 with Medicare only but gained Medi-Cal coverage before the end of the year.)

Data Source

Medicare Master
Beneficiary Summary File
Chronic Conditions
Segment for 2021

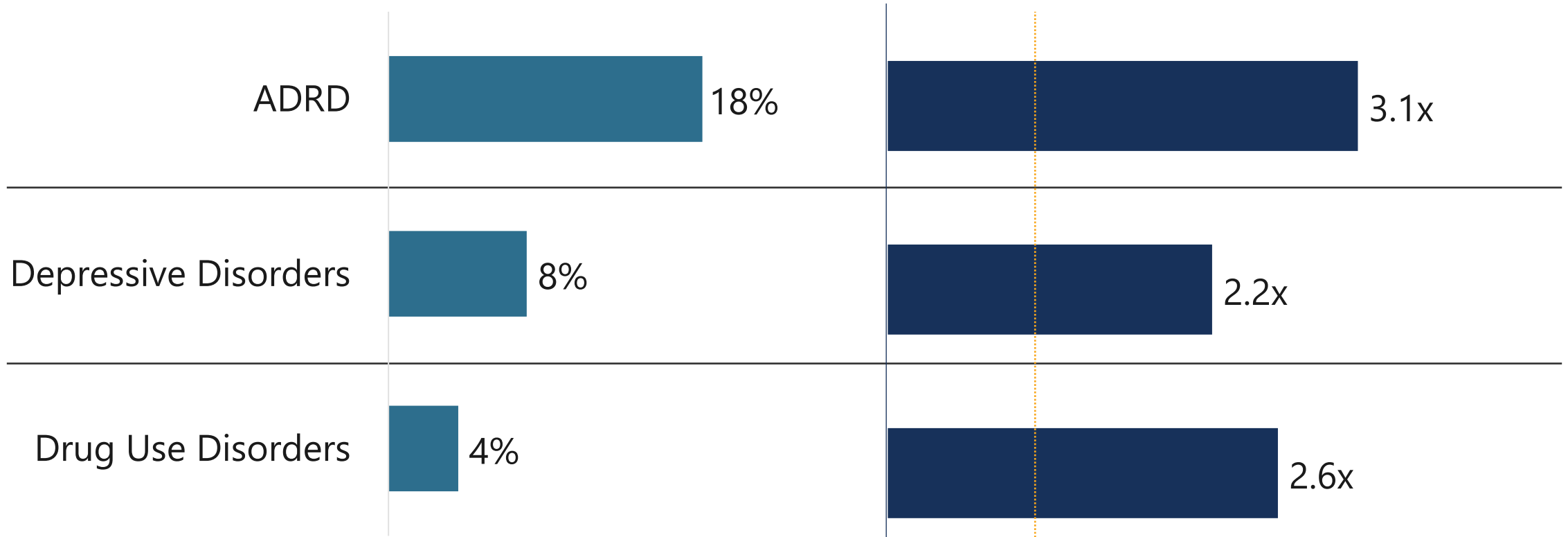
Study Inclusion

Medicare beneficiaries
with an adequate length
of time in Original
Medicare to identify each
condition, which means
1-3 years in Original
Medicare

Cognitive and Behavioral Health Conditions

Prevalence

Spending



Statewide Medicare Spending
Per-Person-Year: \$14,525

Demographic Differences in Cognitive and Behavioral Health Conditions: Largest Differences

- » 26% of Californians with Original Medicare **age 85 or older** had ADRD, **3.2 times the overall prevalence.**
- » 31% of Californians with Original Medicare **younger than 65** had depressive disorders, **1.7 times the overall prevalence.**
- » 13% of Californians with Original Medicare **younger than 65** had drug use disorders, **3.2 times the overall prevalence.**
- » 10% of **American Indian or Alaska Native** Californians with Original Medicare had drug use disorders, **2.5 times the overall prevalence.**
- » 8% of **Black** Californians with Original Medicare had drug use disorders, **2.1 times the overall prevalence.**

Demographic Differences in Cognitive and Behavioral Health Conditions: Gender and Geography

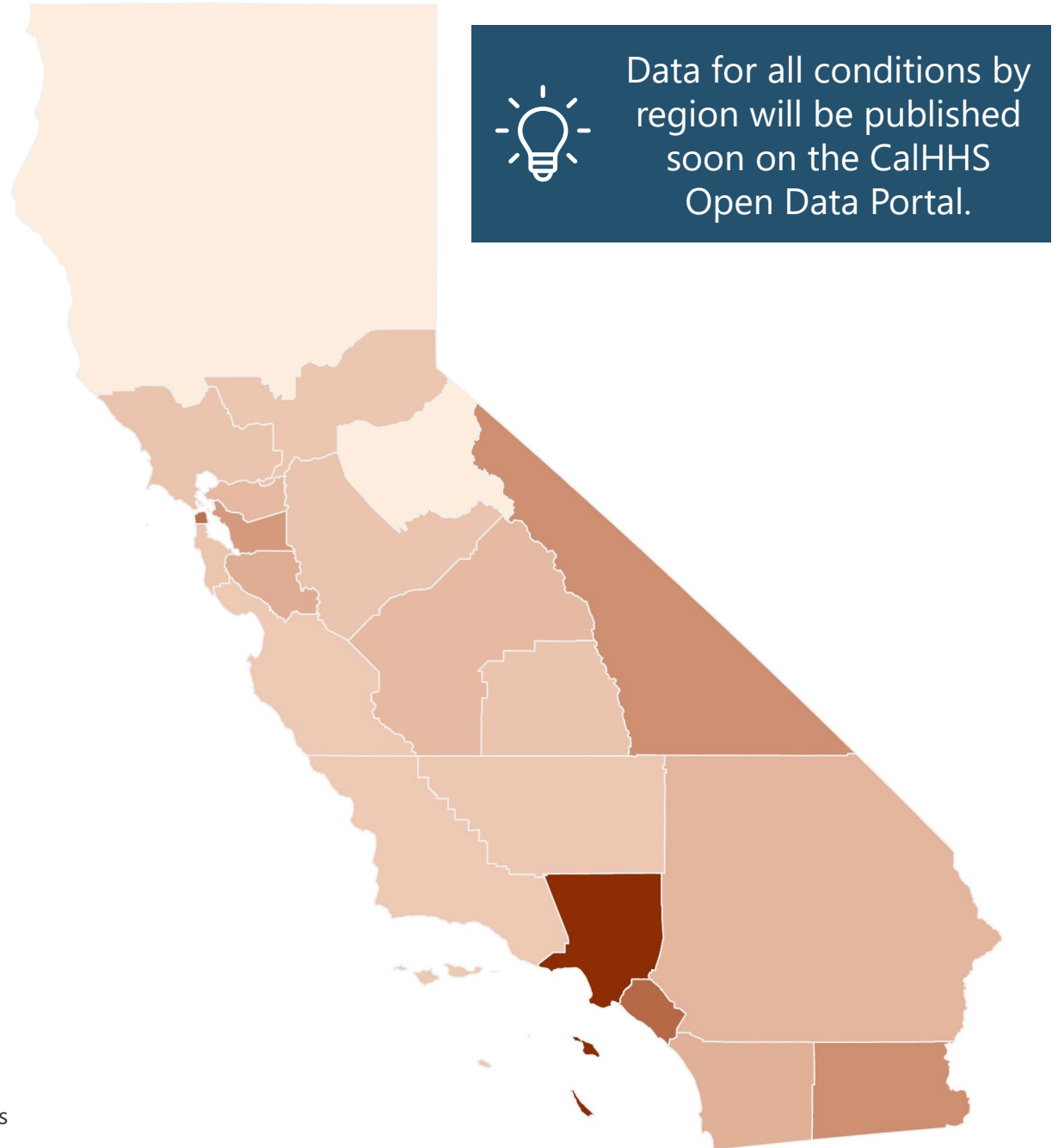
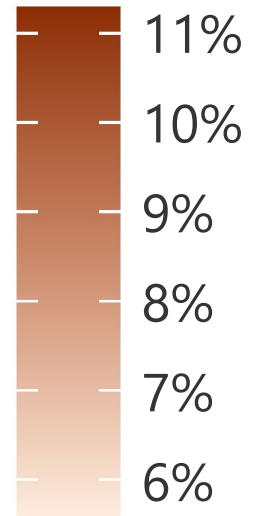
Note: To show differences by gender and geography, the following comparisons are expressed as percentage difference.

- » ADRD prevalence is **34% higher** for **women** than for men.
- » ADRD prevalence is **59% higher** in **urban areas** than in rural areas and **40% higher** in **urban areas** than in suburban areas.
- » Depressive disorders prevalence among women is **60% higher** than among men.
- » Drug use disorder prevalence is **39% higher** in **semi-rural areas** than in urban areas, and **16% higher** in **rural areas** than in urban areas.

Regional Differences in Alzheimer's and Dementia Prevalence

Covered California Regions

ADRD Prevalence,
Californians with
Original Medicare

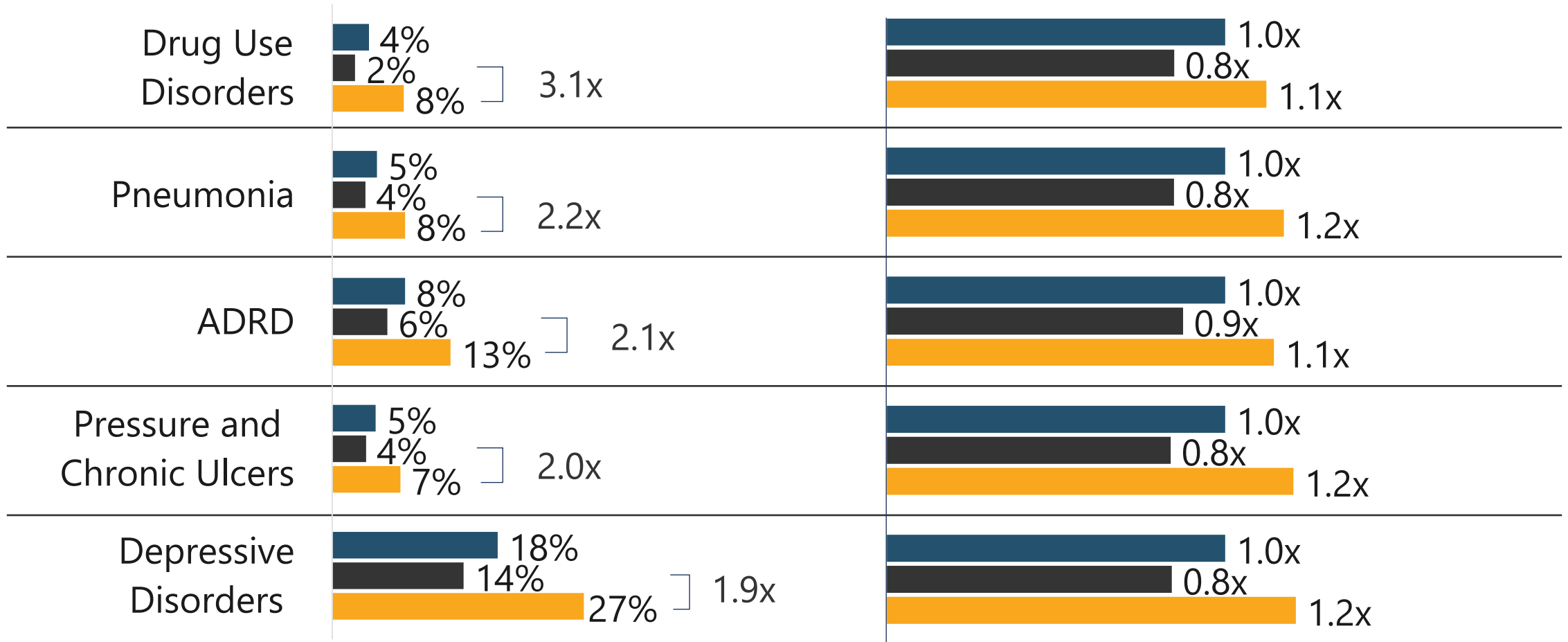


Data for all conditions by region will be published soon on the CalHHS Open Data Portal.

Conditions Especially Common Among Full Dual Beneficiaries

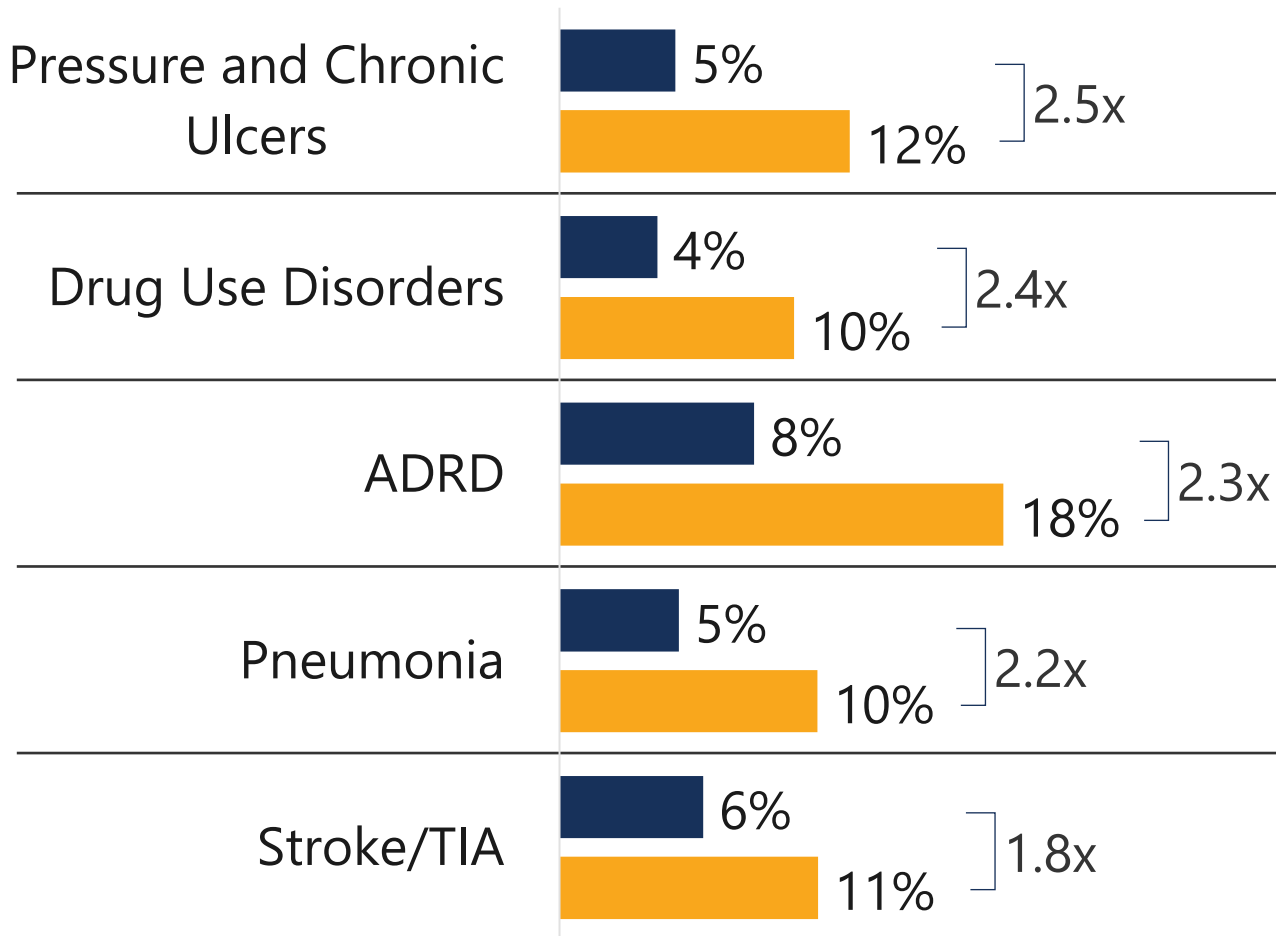
Prevalence

Spending

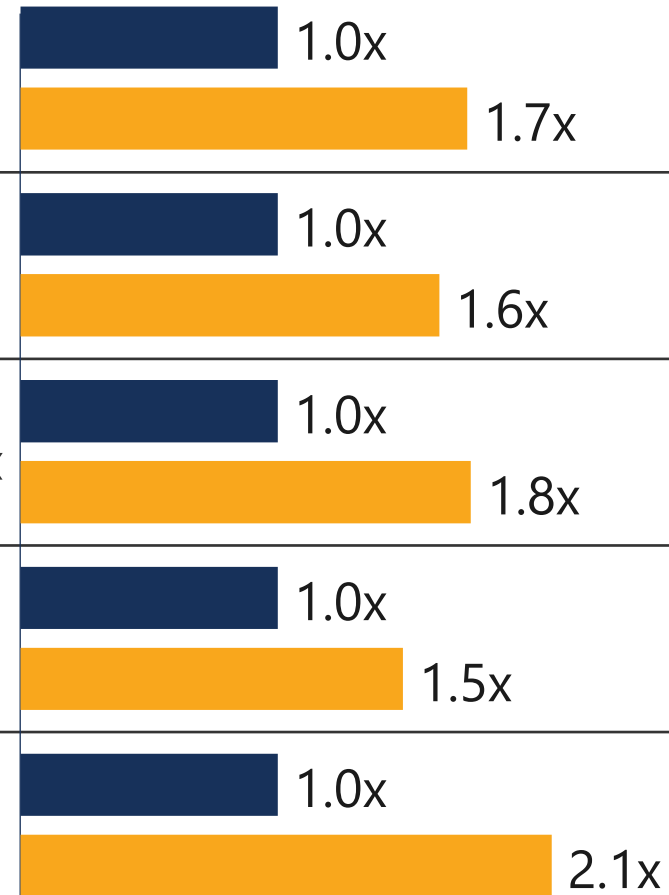


Conditions Especially Common Among New Full Dual Beneficiaries

Prevalence



Spending



What We Learned

The top 10 most common conditions among Californians with Original Medicare had prevalence rates of 18% and 63%.

- The prevalence of each condition varied by age, gender, geography, and race and ethnicity.
- Total Medicare spending for individuals experiencing each condition varied widely. For example, those with anemia experienced 2.6 times the overall average Medicare spending. Medicare spending correlates with out-of-pocket costs faced by individuals.
- Many conditions, such as drug use disorders and dementia, were especially common among full dual beneficiaries and new full dual beneficiaries.
- You can find additional detail in a chartbook from the California Department of Health Care Services' Office of Medicare Innovation & Integration, at <https://www.dhcs.ca.gov/services/Pages/OMII.aspx>
- In coming weeks, you can find additional data from this study on the California Health & Human Services Open Data Portal, at <https://data.chhs.ca.gov/dataset>

Questions?



Discussion Questions

- » What is most of interest in this data?
- » What implications does this data have for policy and practice?
- » What further questions should be considered for future analysis?
- » What are the experiences of Medicare beneficiaries, and Medicare providers, around chronic conditions?

Wrap Up and Resources

» **Link to OMII-ATI Chartbooks on Medicare in California:**

<https://www.dhcs.ca.gov/services/Pages/OMII.aspx>

» **Questions about Medicare? Contact HICAP!**

- **Find your local HICAP office by calling:** 1-800-434-0222

- Or click on your county here:

[https://aging.ca.gov/Find Services in My County/](https://aging.ca.gov/Find_Services_in_My_County/)

» **Or Call Medicare: 1-800-633-4227**