


California's Medicare Populations: Linguistic and Cultural Diversity, Plus the Near-Dual Group

Welcome & Introductions

Webinar Housekeeping

- » All attendees are muted upon entry.
- » This webinar is being recorded.
- » We are only taking questions via chat for the webinar, but if we need more clarification, we can take you off mute if you raise your hand. The button to raise your hand is towards the bottom-right of the screen next to the emoji icon.
- » For those who need closed captioning for today's webinar, please look for the closed captioning symbol in the bottom left corner.
- » **Agenda is posted here, and slides will be posted shortly:**
<https://www.dhcs.ca.gov/services/Pages/OMII.aspx>



Agenda

- » Welcome and Introductions
- » Cultural and Linguistic Demographics of the California Medicare Population (Chartbook 2)
- » Profile of Older Californians: Medicare Beneficiaries Near Income Eligibility for Medi-Cal (Chartbook 3)
- » Panel Discussion
- » Questions and Wrap-Up

Presenter Organizations

- » **The Department of Health Care Services (DHCS) Office of Medicare Innovation and Integration (OMII)** provides focused leadership and expertise on innovative models for Medicare beneficiaries in California, including Medicare-only beneficiaries, and individuals dually eligible for Medicare and Medi-Cal.
- » **ATI Advisory (ATI)** is a research and advisory services firm working to transform the delivery of services that promote the health and well-being of individuals with complex health and social needs.
- » **The SCAN Foundation (TSF)** is an independent public charity devoted to transforming care for older adults in ways that preserve dignity and encourage independence.
- » **Justice in Aging (JIA)** is a national organization that uses the power of law to fight senior poverty by securing access to affordable health care, economic security, and the courts for older adults with limited resources.

DHCS: Reports on Medicare in California

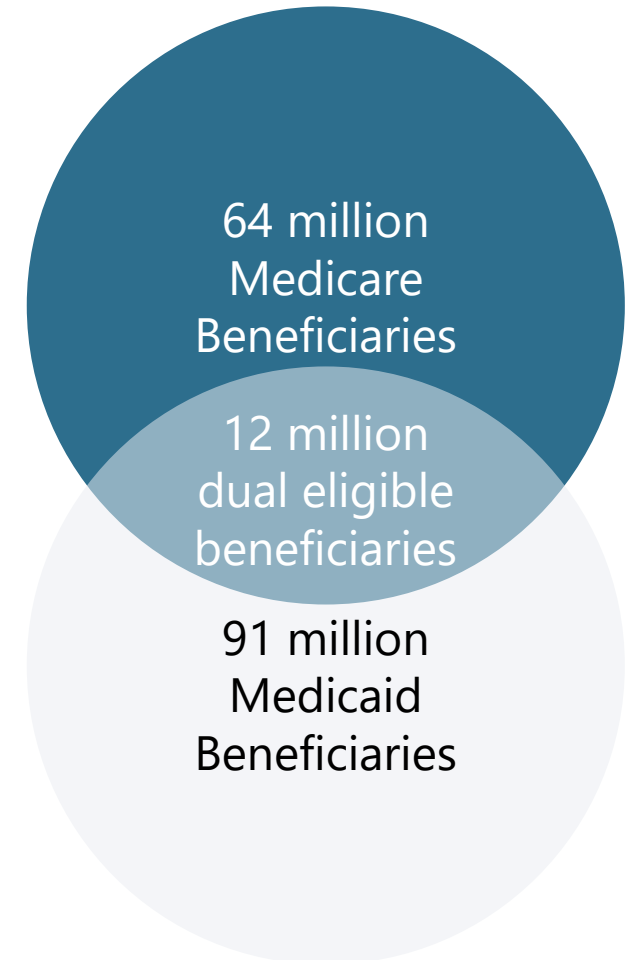
- » **Three key chartbooks** on Medicare in California are posted on the DHCS OMII webpage: <https://www.dhcs.ca.gov/services/Pages/OMII.aspx>
 - Chartbook 1: Profile of the California Medicare Population (ATI)
 - Chartbook 2: Cultural and Linguistic Demographics of the California Medicare Population (ATI)
 - Chartbook 3: Profile of Older Californians: Medicare Beneficiaries Near Income Eligibility for Medi-Cal (ATI)
- » **Other Information on the OMII webpage:**
 - Health Care Survey of Californians Age 55 and Older (NORC)
 - Medicare Accountable Care Organizations (ACOs) in California Fact Sheet
 - Link to Alzheimer's Disease and Related Dementias Data page
 - Link to information about Medicare coverage for mental health services

Cultural and Linguistic Demographics of the California Medicare Population

Understanding Medicare and Dual Eligibility

- » **Medicare** – Federal health insurance program for:
 - Most people who are 65 or older
 - Certain younger people with disabilities
 - Certain people with End-Stage Renal Disease
- » **Dual Eligible Beneficiary** – A Medicare beneficiary who is also a beneficiary of Medi-Cal (Medicaid)
 - Medi-Cal (Medicaid) – State-operated health insurance program for individuals with low incomes, among others
- » **Medicare-Only Beneficiary** – A Medicare beneficiary without Medi-Cal (Medicaid) coverage

Nationwide Medicare and Medicaid enrollment, 2022



Californians with Medicare in 2019

- » The federal Medicare program served an estimated 6.2 million Californians in 2019
- » In California, among Medicare beneficiaries:
 - 87% were age 65 or older
 - 26% reported having Medi-Cal coverage
 - 15% had limited English proficiency
 - 32% were born outside the U.S.

Data Source

2015-2019 American
Community Survey

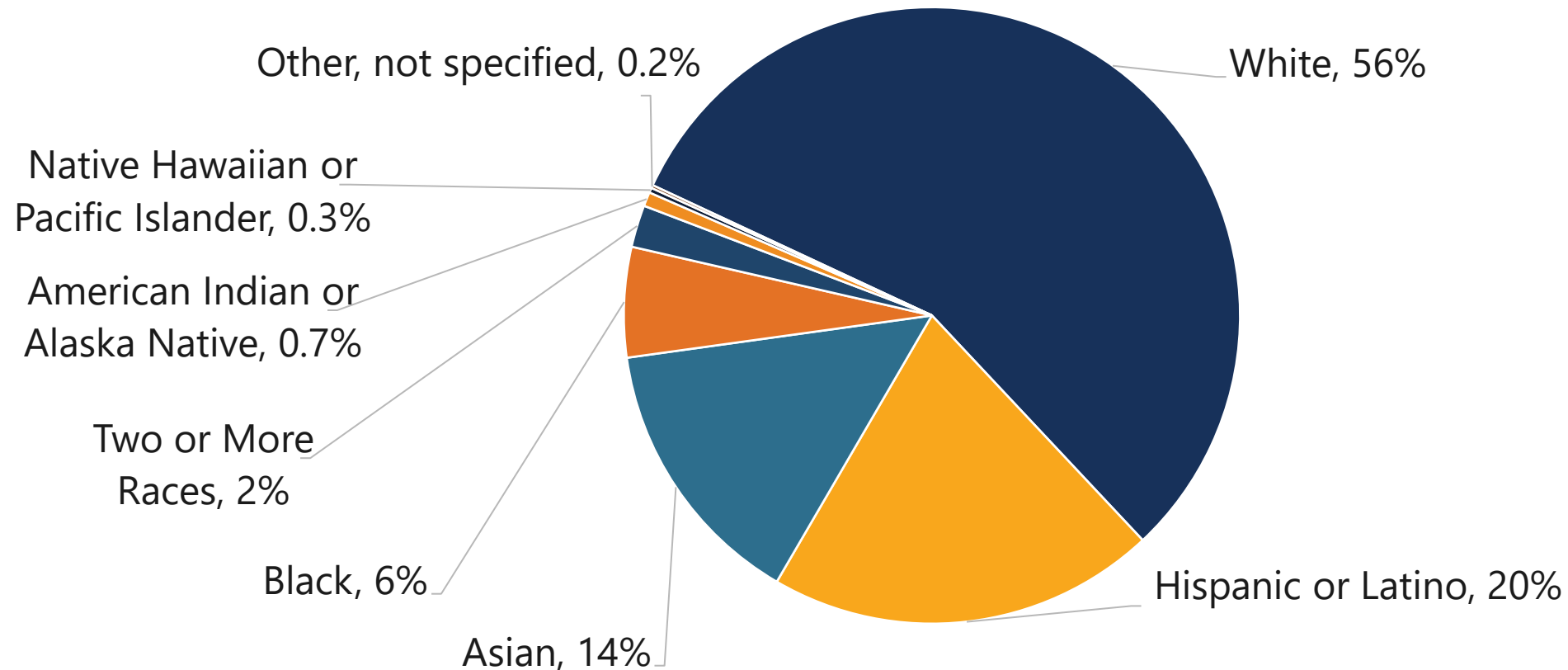
All data are self-reported

Inclusion Criteria

1. Living in California
2. All ages
3. Medicare beneficiary
(Self-report)

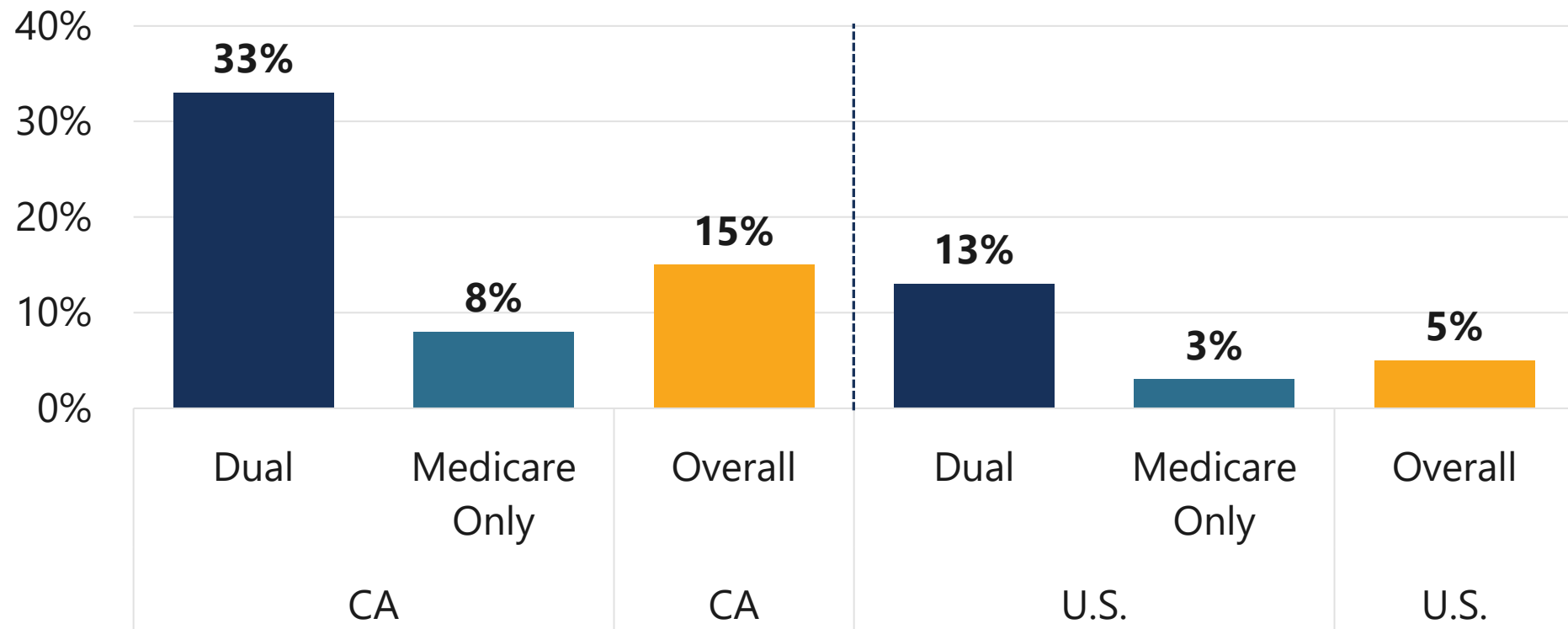
California Medicare Beneficiaries Had Diverse Racial and Ethnic Identities

Racial and Ethnic Composition of California Medicare Beneficiaries



One-Third of California Dual Beneficiaries Had Limited English Proficiency

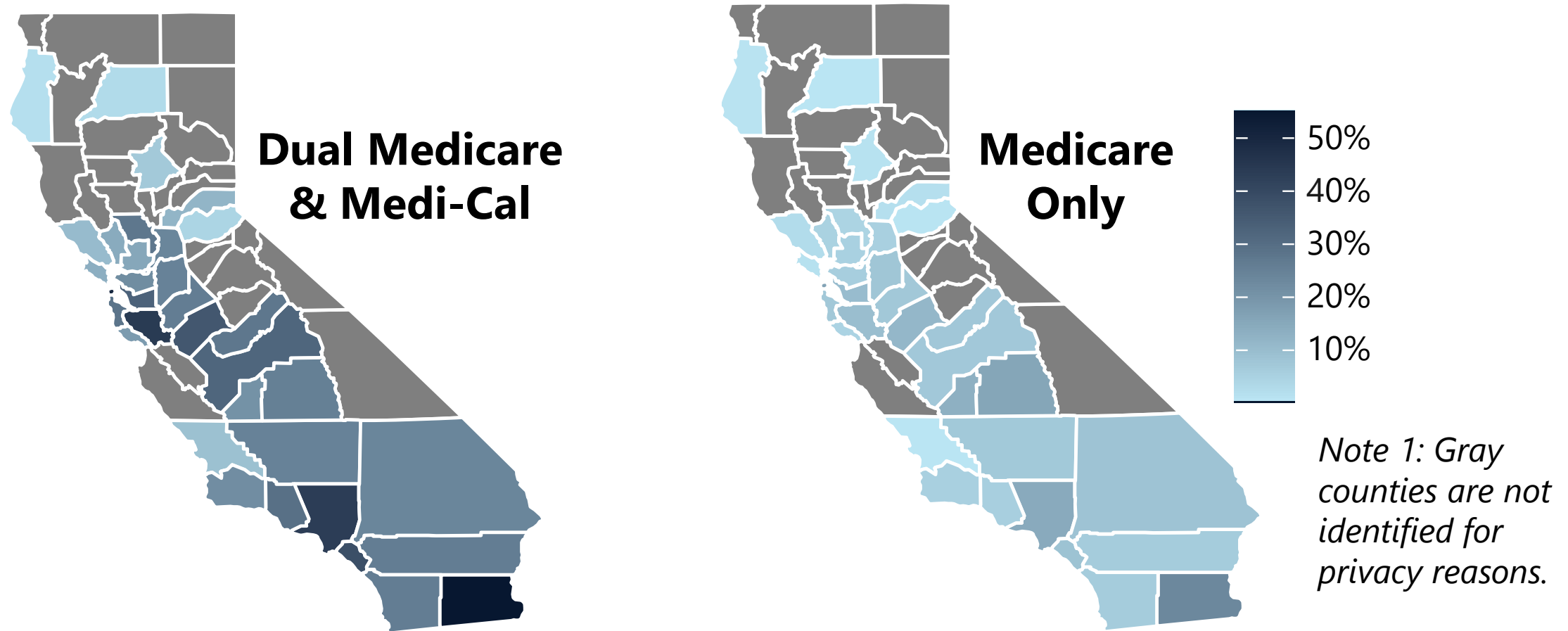
Limited English Proficiency, Percent of Medicare Population



Note: "Dual" means dual eligible beneficiaries covered by both Medicare and Medi-Cal (or Medicaid outside of California).

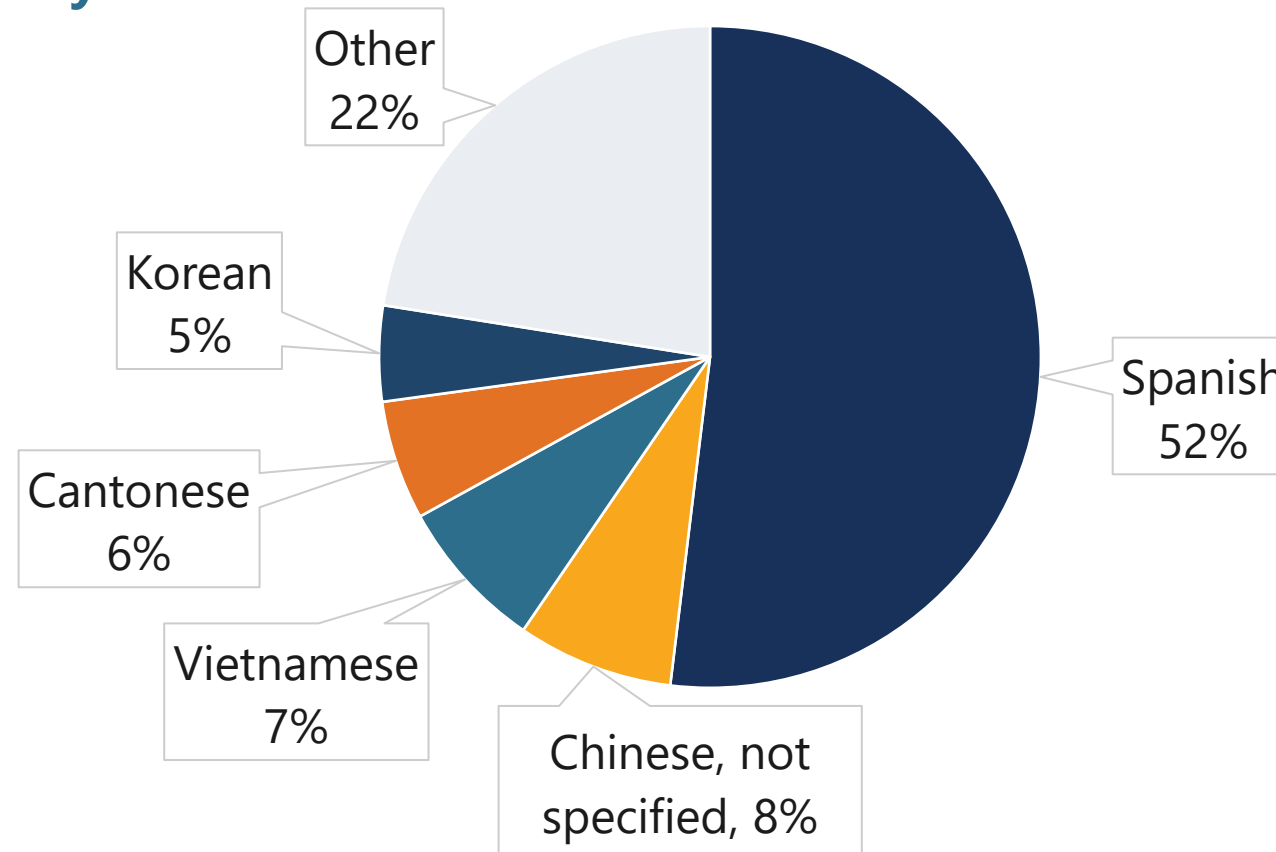
English Proficiency Varied by County in California

Limited English Proficiency, Dual and Medicare-Only Beneficiaries, By County



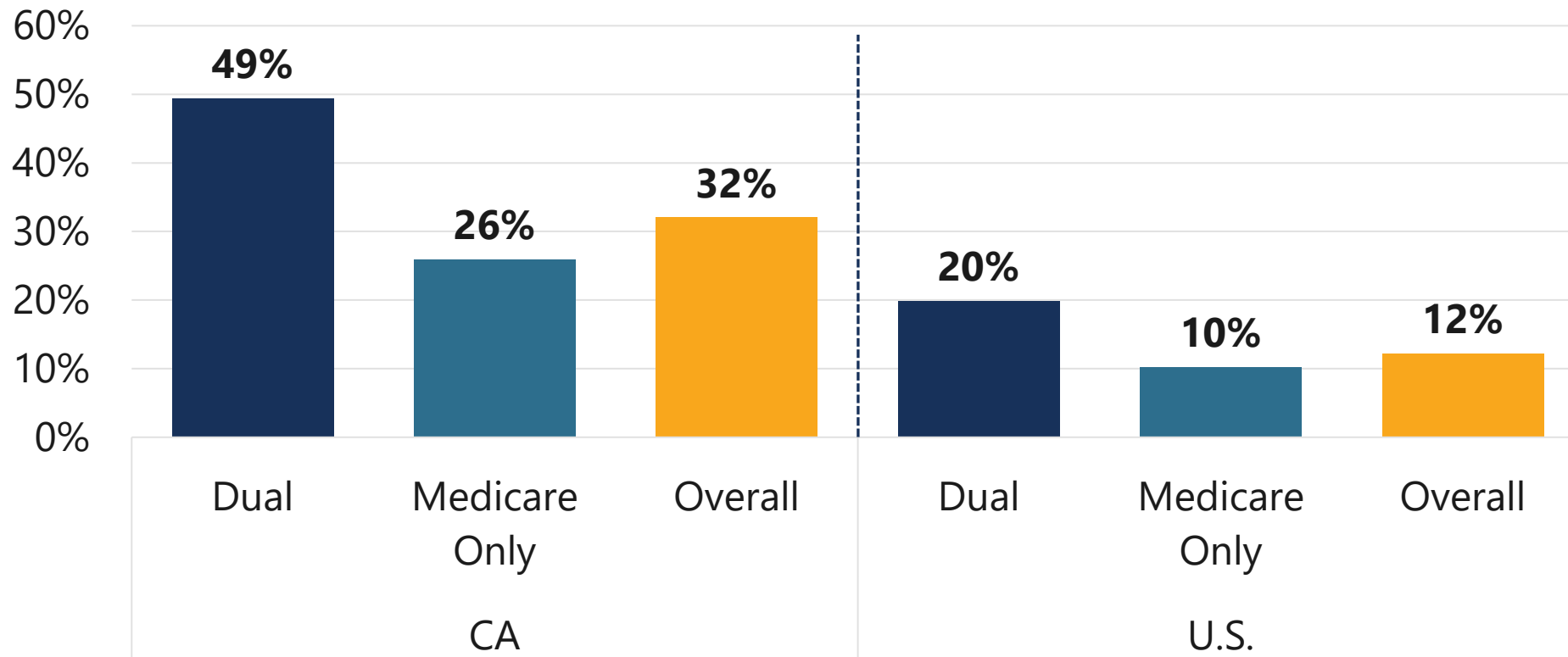
Diverse Languages Spoken by California Medicare Beneficiaries

Primary Language of California Medicare Beneficiaries with Limited English Proficiency



Half of California Dual Beneficiaries Were Born Outside the U.S.

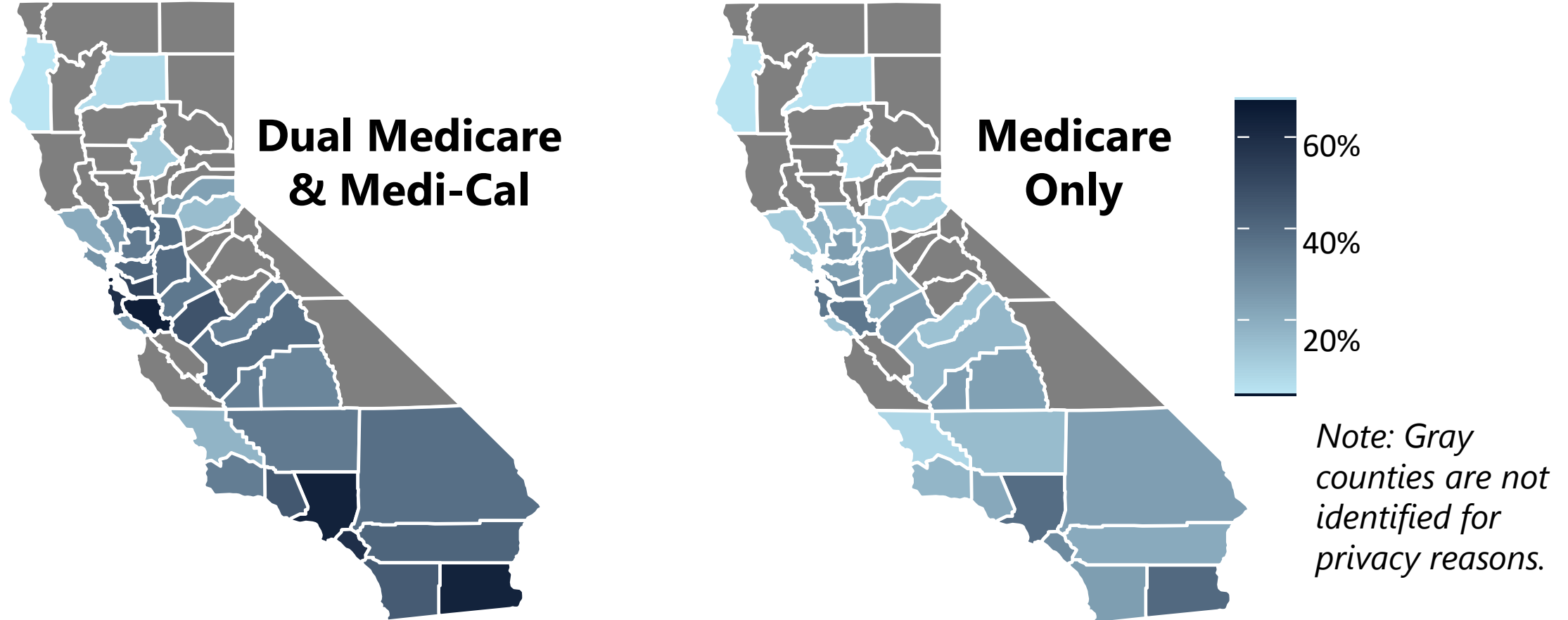
Born Outside the U.S., Percent of California Medicare Beneficiaries



Note: "Dual" means dual eligible beneficiaries covered by both Medicare and Medi-Cal (or Medicaid outside of California).

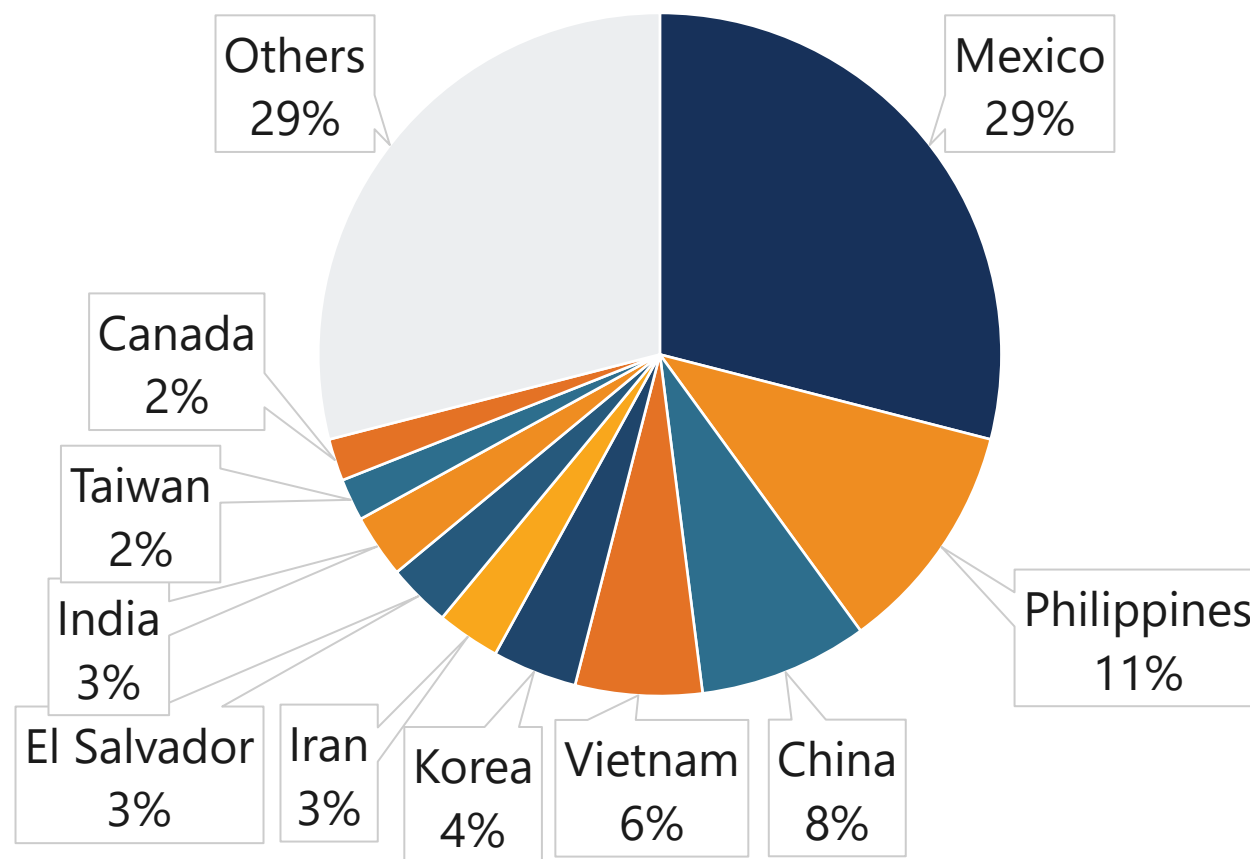
Birthplace Varied by County in California

Born Outside the U.S., Dual and Medicare-Only Beneficiaries, By County



Diverse Birthplaces of California Medicare Beneficiaries Who Were Born Outside the U.S.

Birthplace of Those Born Outside the U.S.



Individuals born outside the U.S. are a very diverse group. This population includes those who have immigrated in different eras and at different ages, with varied naturalization status, cultures, and levels of English proficiency.

Conclusion

Among California's 6.2 million Medicare beneficiaries in 2019:

- **Racial and ethnic diversity was greater** than for Medicare beneficiaries nationwide.
- **15% had limited English proficiency**, more than for Medicare beneficiaries nationwide.
 - **Dual beneficiaries had limited English proficiency more** (33%) than Medicare-only beneficiaries (8%).
 - **Counties differed widely in the percent with limited English proficiency** for both dual and Medicare-only beneficiaries.
- **32% were born outside the U.S.**, more than for Medicare beneficiaries nationwide.
 - **Dual beneficiaries were born outside the U.S. more** (49%) than Medicare-only beneficiaries (26%).
 - **Counties differed widely in the percent born outside the U.S.** for both dual and Medicare-only beneficiaries.

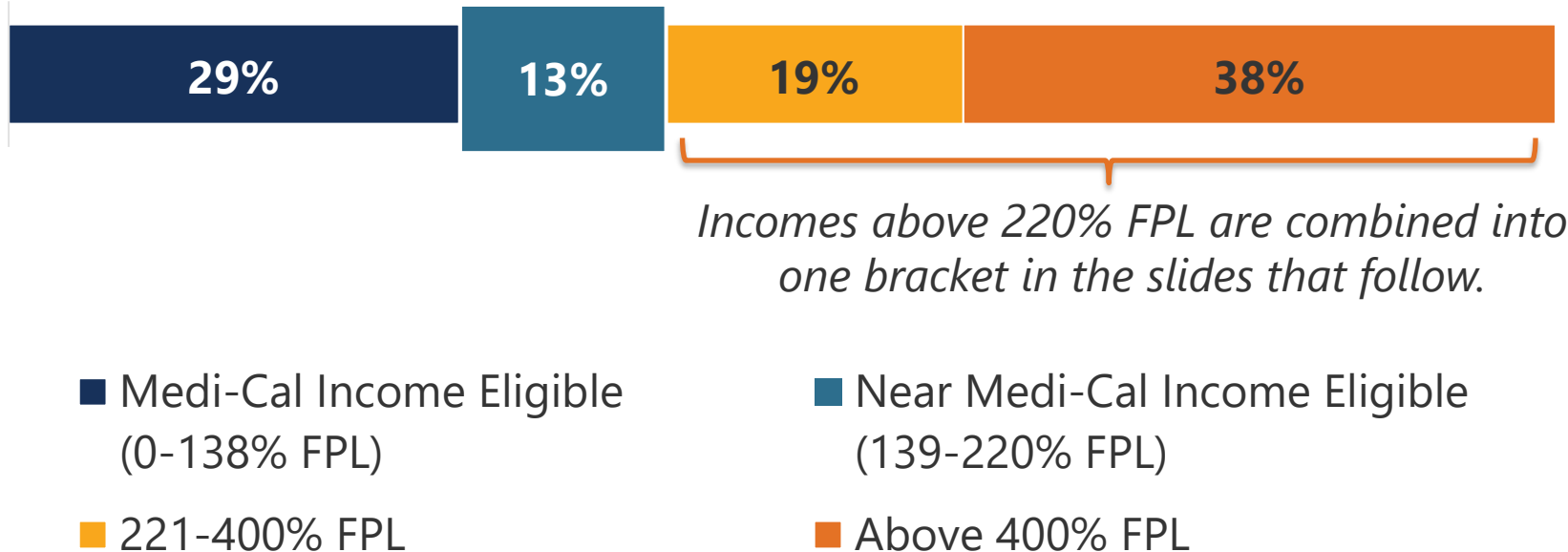
Questions?



Profile of Older Californians: Medicare Beneficiaries Near Income Eligibility for Medi-Cal

Who Are Near Medi-Cal Income Eligible Beneficiaries?

Income Bracket of California Medicare Beneficiaries Age 65+



Data Source

2019 American Community Survey

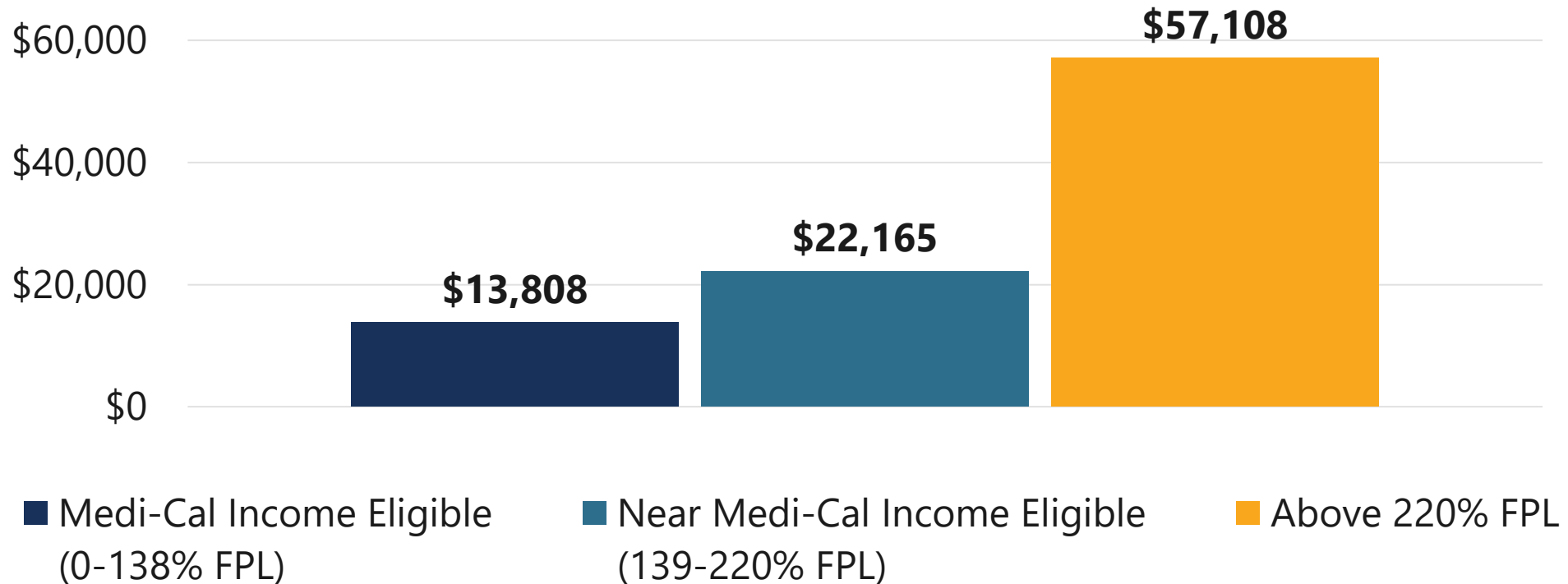
All data are self-reported

Inclusion Criteria

1. Living in California
2. Age 65+
3. Medicare beneficiary (Self-report)
4. Has valid income data
5. Not living in an institutional setting

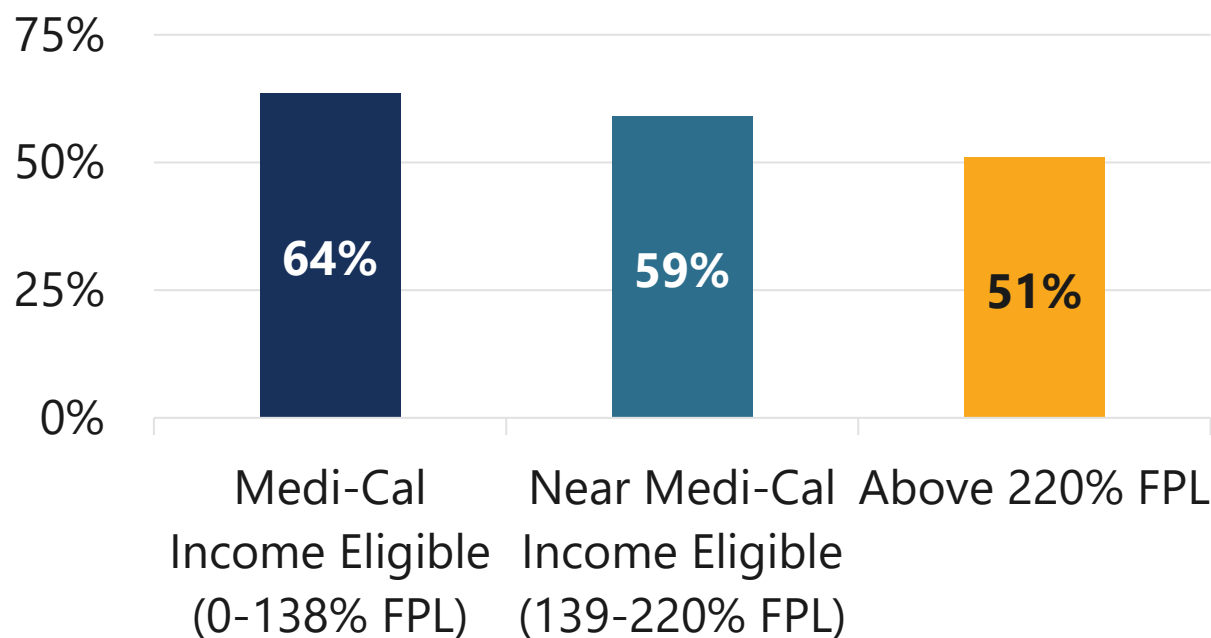
Californians Near Medi-Cal Income Eligibility Had an Annual Income of ~\$22,000

Annual Median Per-Person Income of Age 65+ California Medicare Beneficiaries (in 2023 Dollars), by Income Bracket

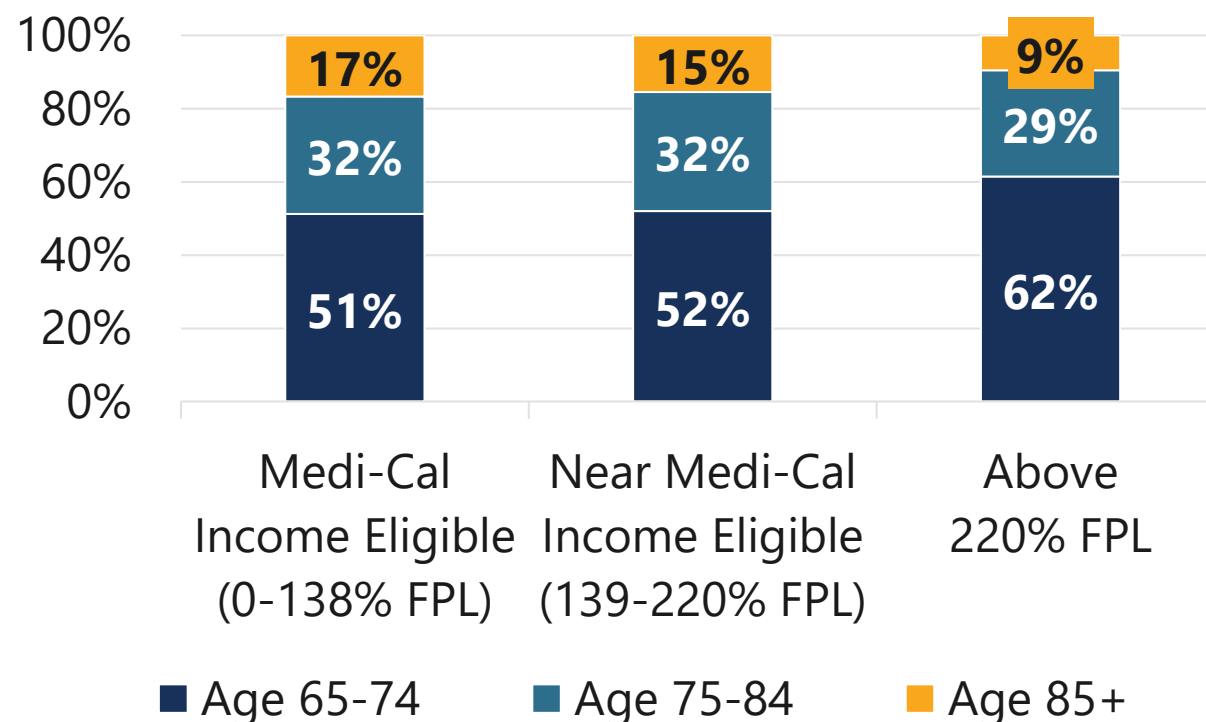


Compared to Those with Higher Incomes, Near Medi-Cal Income Eligible Beneficiaries Were **More Likely to be Female and Older than 85**

Percent of Age 65+ California Medicare Beneficiaries Female Sex, by Income Bracket

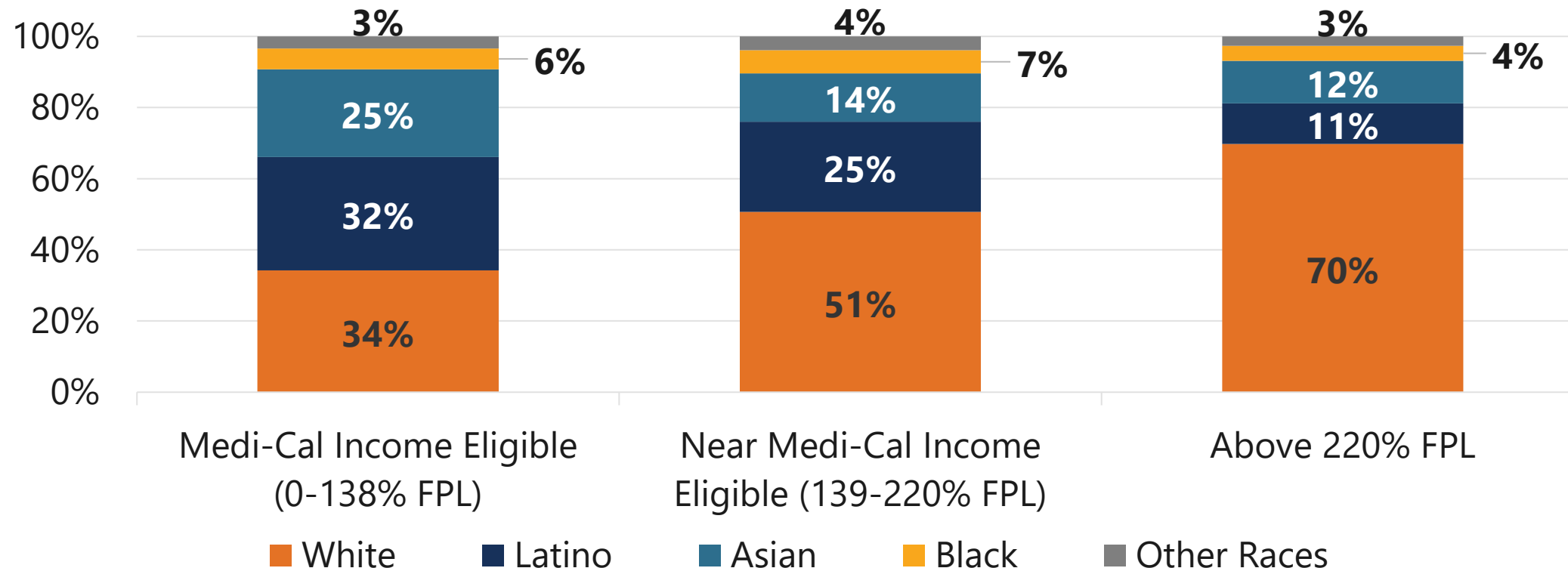


Age Group of Age 65+ California Medicare Beneficiaries, by Income Bracket



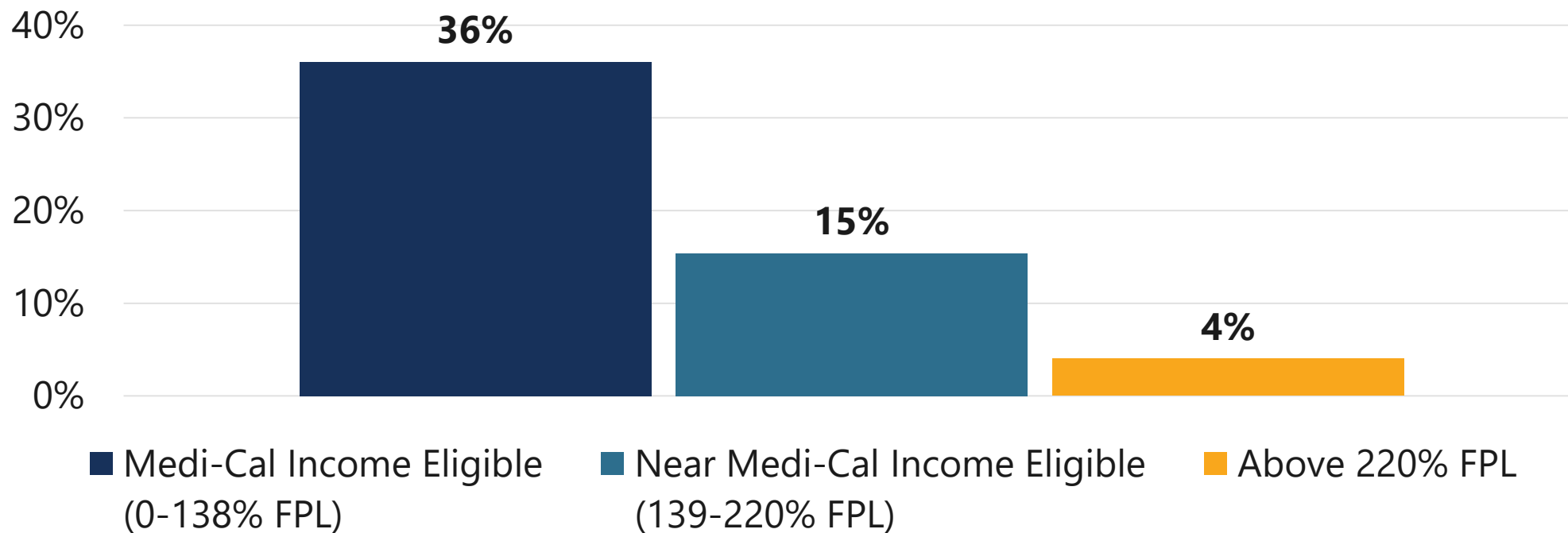
Compared to Those with Higher Incomes, Near Medi-Cal Income Eligible Beneficiaries Were **More Likely to be Black, Latino, or Asian**

Reported Race or Ethnicity of Age 65+ California Medicare Beneficiaries, by Income Bracket



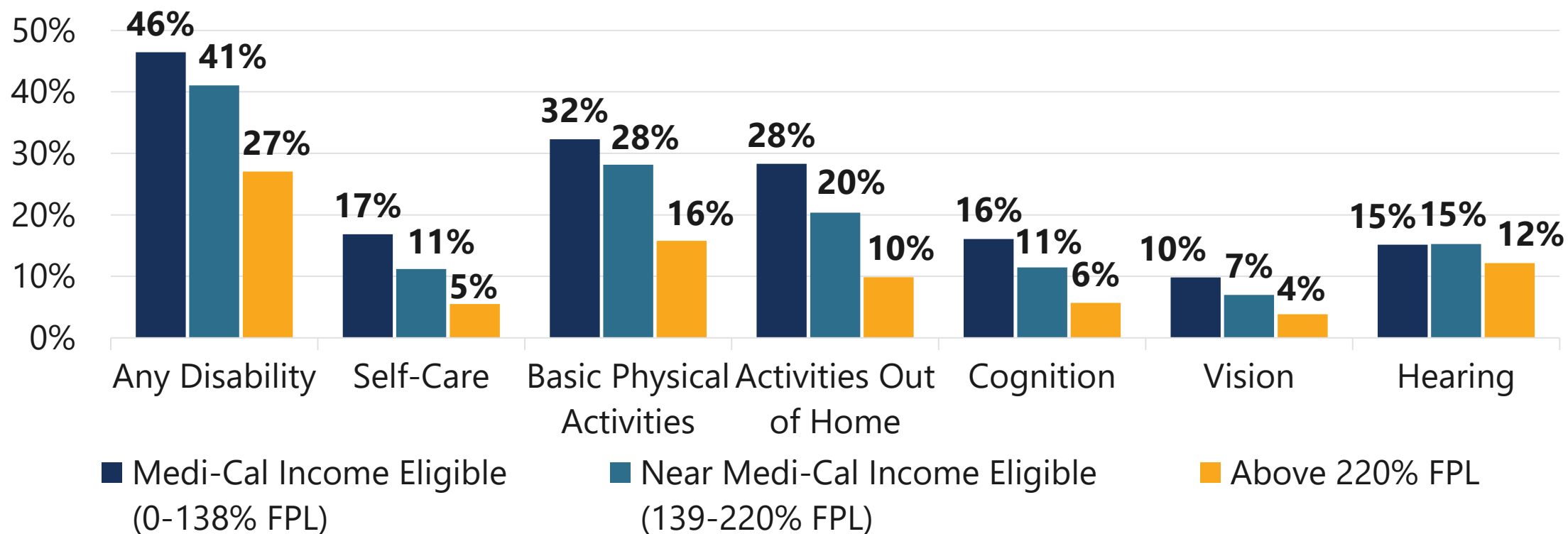
Compared to Those with Higher Incomes, Near Medi-Cal Income Eligible Beneficiaries Were **More Likely to Have Limited English Proficiency**

Percent of Age 65+ California Medicare Beneficiaries with Limited English Proficiency, by Income Bracket



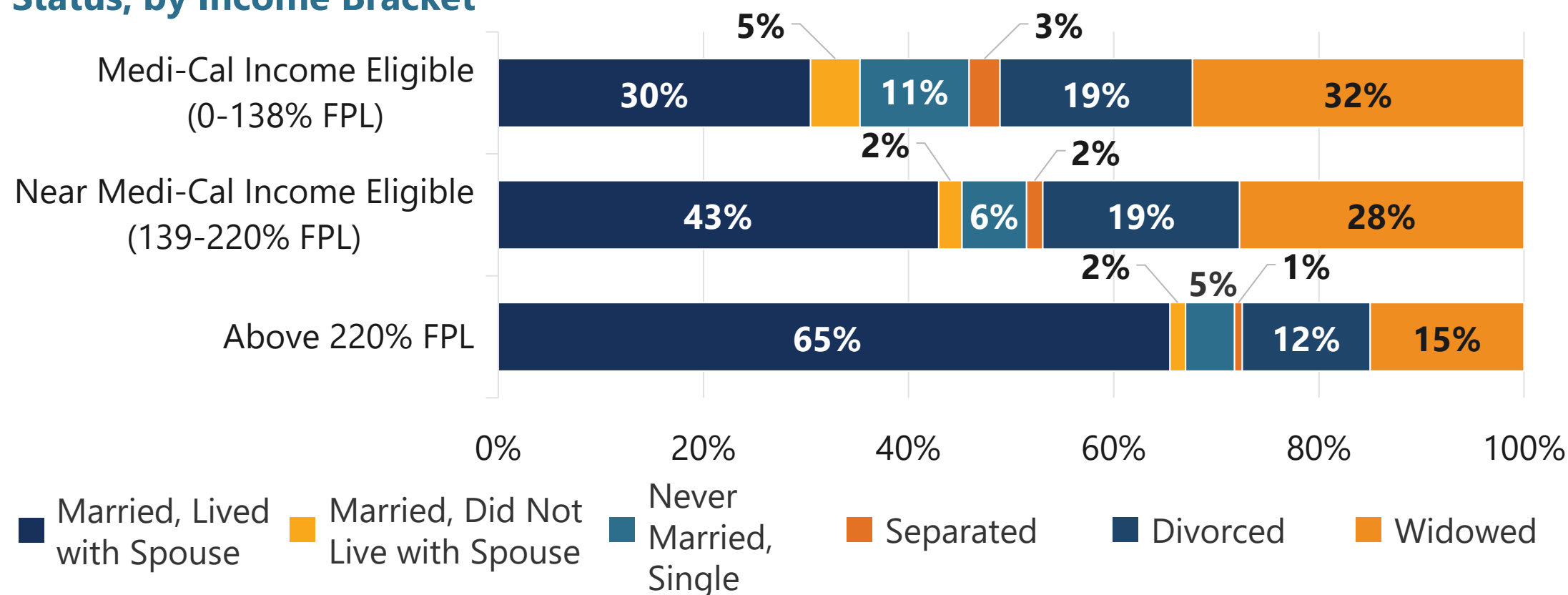
Compared to Those with Higher Incomes, Near Medi-Cal Income Eligible Beneficiaries Were **More Likely to Report Disabilities**

Percent of Age 65+ California Medicare Beneficiaries Who Self-Reported Disability, by Income Bracket



Compared to Those with Higher Incomes, Near Medi-Cal Income Eligible Beneficiaries Were **Less Likely to Live with a Spouse**

Percent of Age 65+ California Medicare Beneficiaries with Each Marital Status, by Income Bracket



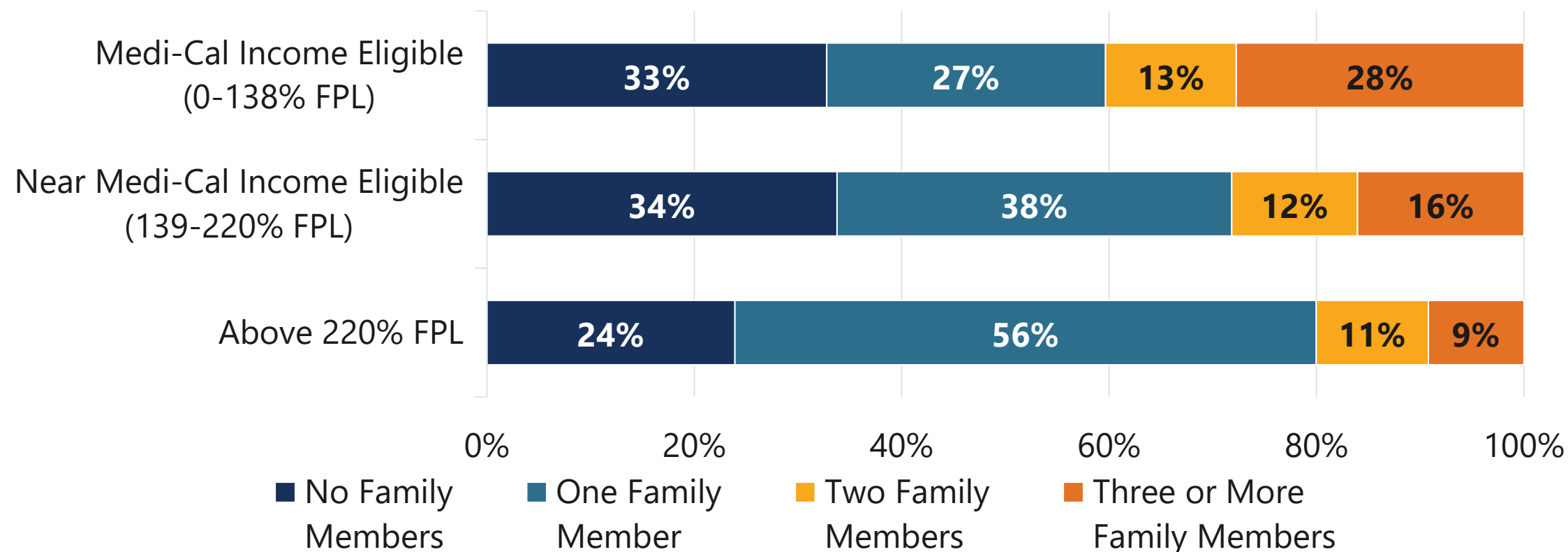
Data Source: IPUMS USA – Microdata from the U.S. Census Bureau American Community Survey

www.ipums.org | Dates Represented: 2019 | Date Downloaded: 3/22/2022

Prepared by ATI Advisory | Analysis is of age 65+ Californians with Medicare, by Federal Poverty Level ratio

Compared to Those with Higher Incomes, Near Medi-Cal Income Eligible Beneficiaries Were **More Likely to Live with No Family Members**

Percent of Age 65+ California Medicare Beneficiaries Who Lived With Family Members at Home, by Income Bracket



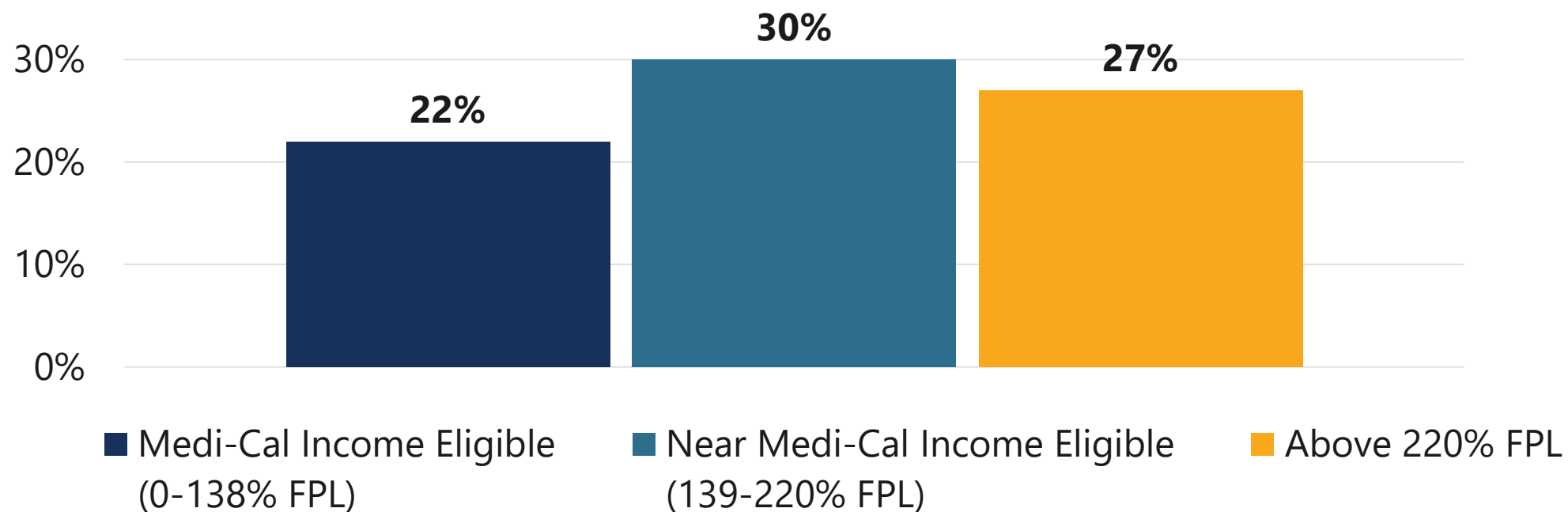
Data Source: IPUMS USA – Microdata from the U.S. Census Bureau American Community Survey

www.ipums.org | Dates Represented: 2019 | Date Downloaded: 3/22/2022

Prepared by ATI Advisory | Analysis is of age 65+ Californians with Medicare, by Federal Poverty Level ratio

Compared to Those with Higher Incomes, Near Medi-Cal Income Eligible Beneficiaries Were **More Likely to Live Alone**

Percent of Age 65+ California Medicare Beneficiaries Who Lived Alone at Home, by Income Bracket



Conclusion

Near Medi-Cal Income Eligible beneficiaries:

- **Had a typical income** (\$22K in 2023 dollars) **closer to Medi-Cal Income Eligible beneficiaries** (\$14K) than to beneficiaries with higher incomes (\$57K).
- **More often were female** (59%) than beneficiaries with higher incomes (51%).
- **More often were age 75 or older** (48%) than beneficiaries with higher incomes (38%).
- **Had a higher representation of Black, Latino, and Asian identities** (45%) than the beneficiary population with higher incomes (28%).
- **More often had limited English proficiency** (15%) than beneficiaries with higher incomes (4%).
- **More often had one or more disability** (41%) than beneficiaries with higher incomes (27%).
 - 20% of Near Medi-Cal Income Eligible beneficiaries had difficulty with tasks outside the home, while 11% had self-care difficulty and 11% had cognitive limitations.
 - All six studied types of disability were more common for Near Medi-Cal Income Eligible beneficiaries than those with higher incomes.
- **Less often lived with a spouse** (43%) than those with higher incomes (65%).
- **More often lived alone** (30%) than those with higher incomes (22%).

Questions?



Panel Discussion

Panel Discussion

- » **Narda Ipakchi**, Vice President of Policy, The SCAN Foundation
- » **Tiffany Huyenh-Cho**, Senior Attorney, Justice in Aging

1. Please share your thoughts about any interesting trends or patterns that you see in the data. Were there any unexpected or surprising results?
2. What are the implications of this data for policy or healthcare systems in California?

Further Questions and Wrap Up

For additional questions: OMII@dhcs.ca.gov

