

MEDI-CAL QUICK STATS

JANUARY 2016

Proportion of California Population Certified Eligible for Medi-Cal By County and Age Group – September 2015

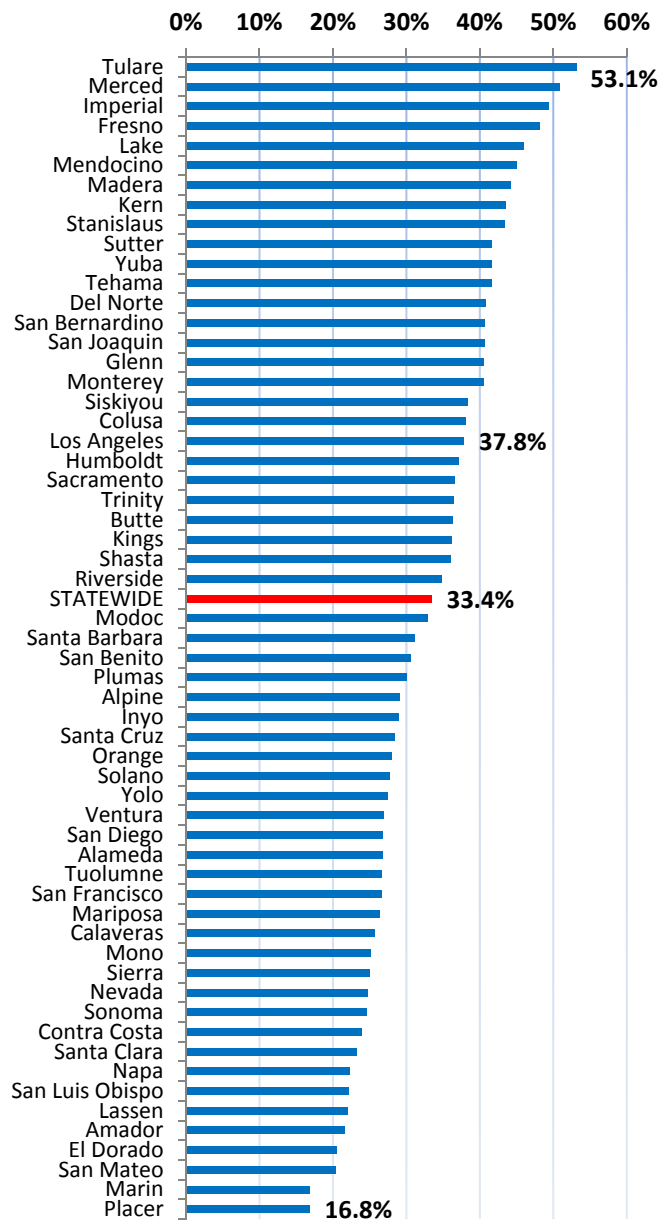
Proportion of Each County’s Population Enrolled In Medi-Cal Varies Considerably

Medi-Cal, California’s Medicaid program, plays a significant role in providing health care coverage to the state’s population. Based on recent figures, roughly one-third of the state’s population is enrolled in Medi-Cal. While much discussion has centered on one-third of the state’s population enrolled in Medi-Cal, little examination has focused on the significant variability seen among California’s unique counties.

In some California counties, Medi-Cal plays an even greater role in providing health care coverage to the population. In particular counties, such as Tulare and Merced, Medi-Cal provides coverage to roughly 50% of the population. In other counties such as Placer, Marin, San Mateo and El Dorado counties roughly 20% residents are enrolled in Medi-Cal. Within Los Angeles County, where over one-quarter of the state population resides, close to 40% of the county’s population is enrolled in Medi-Cal (**Figure 1**).

There are 17 counties within California where at least 4 out of 10 individuals residing in the county receive health care coverage through Medi-Cal’s system of care. Medi-Cal provides health care coverage for at least one-third of the population or greater in twenty-eight out of California’s fifty-eight counties (**Figure 1**).

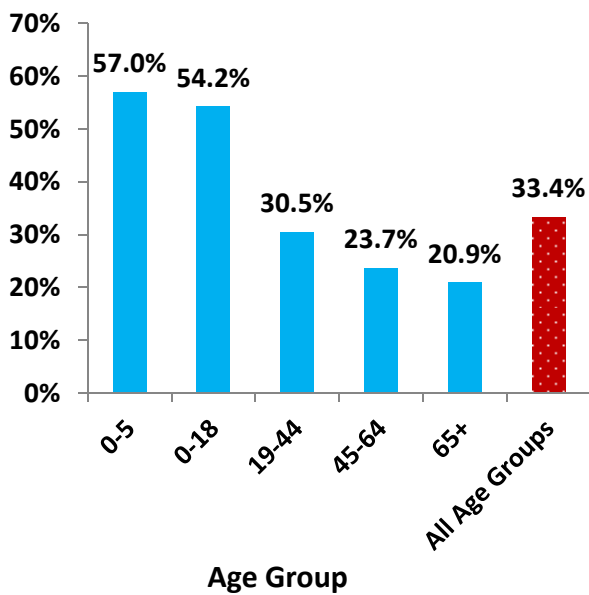
Figure 1 - Percent of County’s Population Enrolled in Medi-Cal; September 2015



Medi-Cal Services as the Primary Insurer of the State’s Youngest Citizens

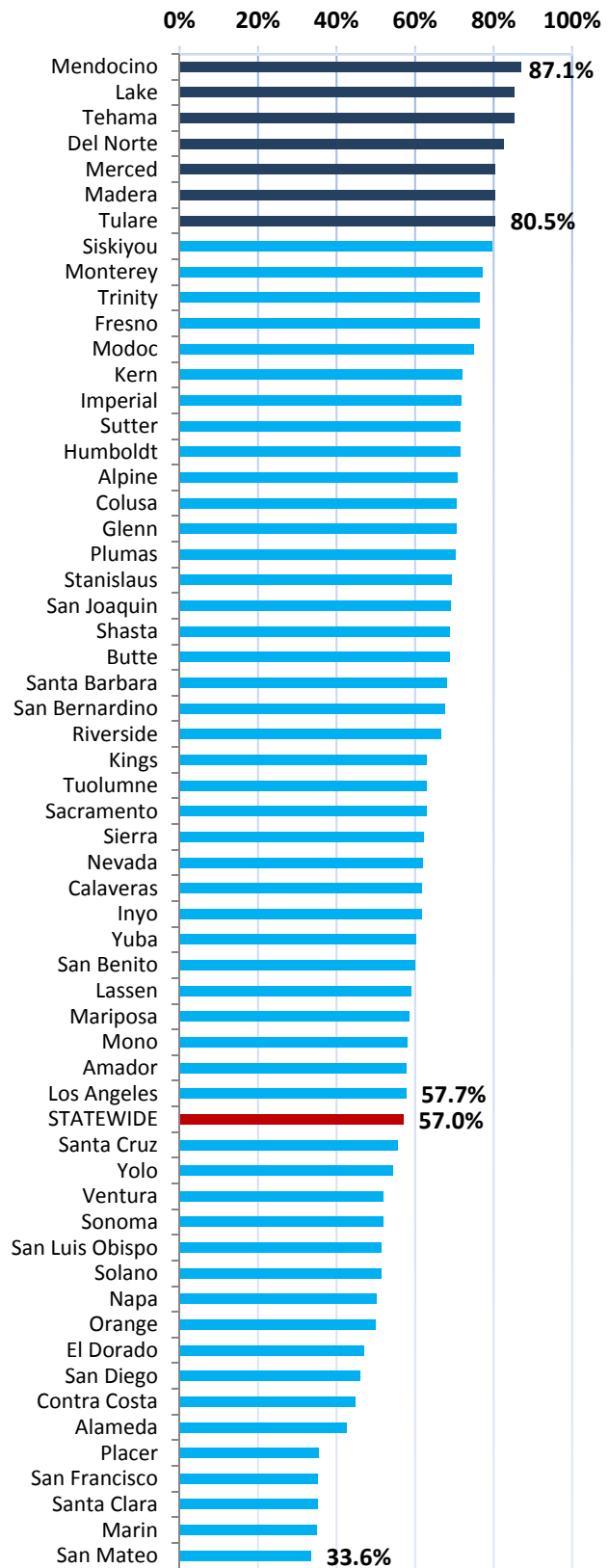
Medi-Cal is the primary health care system for more than one half of the state’s population between the ages of 0 and 18, but provides coverage to only 21% of California residents 65 or older (Figure 2).

Figure 2 - Percent of California Population Enrolled in Medi-Cal by Age Group; September 2015



Medi-Cal provided coverage to nearly 60% of California children between the ages of 0 and 5. Within seven of California’s counties, Medi-Cal provided coverage to 80% or more of the children ages 0 to 5 residing within the county. Over 57% of children ages 0 to 5 residing in Los Angeles County are afforded health care coverage through Medi-Cal (Figure 3).

Figure 3 - Percent of County Population, Ages 0 to 5, Enrolled in Medi-Cal; September 2015



Data Source

RASD compared September 2015 certified eligible Medi-Cal enrollment, reported as of December 2015, to the Department of Finance projected population figures for 2015, Report P-3: *State and County Total Population Projections by Race/Ethnicity and Detailed Age 2010 through 2060* (as of July 1).

More Information on the Medi-Cal Population

The Research and Analytic Studies Division (RASD) of the Department of Health Care Services (DHCS) performed the analysis for this report. RASD

compiles official statistics and performs analytical studies to assist DHCS in achieving its mission and goals. More information regarding Medi-Cal enrollment, program expenditures, and other relevant topics is available at the RASD [website](#).

Subscribe to the RASD Mailing List

Click [here](#) to receive email notifications when new statistical content is added the RASD website. The RASD website is updated regularly with graphics, pivot tables and statistical briefs describing the Medi-Cal population, Medi-Cal enrollment trends, and other issues relevant to the Medi-Cal program and its stakeholders.

IF YOU PLAN TO CITE THIS PAPER IN A SUBSEQUENT WORK, WE SUGGEST THE FOLLOWING CITATION:

Research and Analytic Studies Division. January 2016. *Proportion of California Population Certified Eligible for Medi-Cal By County and Age Group – September 2015*. Medi-Cal Statistical Brief. California Department of Health Care Services.

PLEASE NOTE:

This document provides a brief summary of complex subjects and should be used only as an overview and general guide to the Medi-Cal program. The views expressed herein do not necessarily reflect the policies or legal positions of the California Health and Human Services Agency (CHHS) or the California Department of Health Care Services (DHCS). These summaries do not render any legal, accounting, or other professional advice, nor are they intended to explain fully all of the provisions or exclusions of the relevant laws, regulations, and rulings of the Medicare and Medicaid programs. Original sources of authority should be researched and utilized.