



COUNTY LOCAL HOMELESSNESS PLAN TEMPLATE

HOUSING AND HOMELESSNESS INCENTIVE PROGRAM

May 9, 2022

PURPOSE OF THIS LOCAL HOMELESSNESS PLAN TEMPLATE

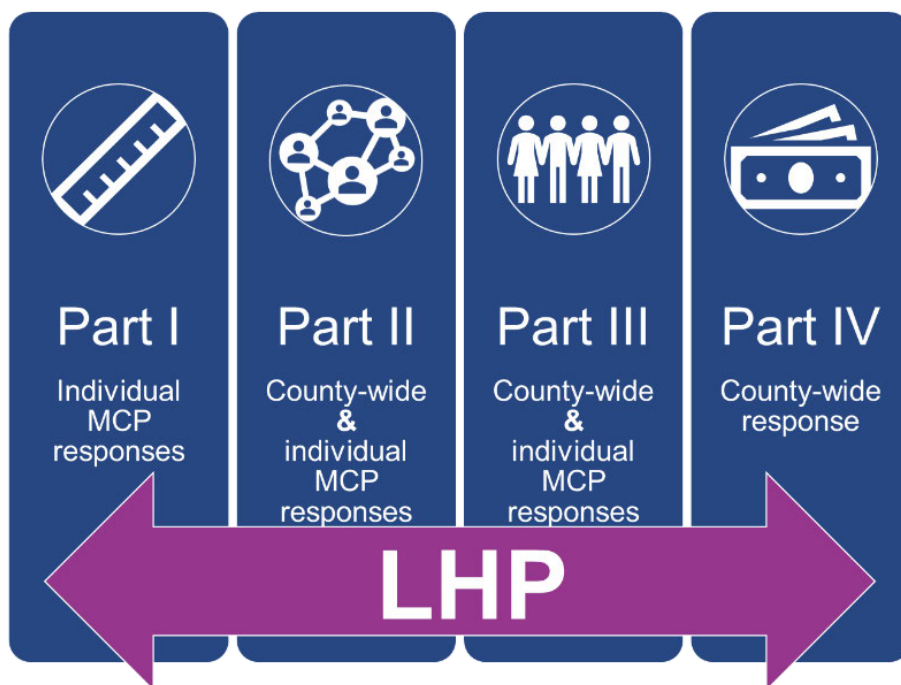
The Housing and Homelessness Incentive Program (HHIP) is a voluntary incentive program through which Medi-Cal Managed Care Plans (MCPs) may earn incentive funds for improving health outcomes and access to whole person care services by addressing homelessness and housing insecurity as social drivers of health and health disparities.

The California Department of Health Care Services (DHCS) is providing this Local Homelessness Plan (LHP) Template as a required submission component for MCPs seeking to participate in HHIP.

MCPs must collaborate with their local Continuums of Care (CoCs) and, if applicable, other MCPs operating in the same county to complete **one county Local Homelessness Plan (LHP)** (this Word file template). In addition, **each MCP** must complete a unique MCP LHP (see separate Excel template for this submission). For counties where multiple MCPs operate, the MCPs should select one organization to submit the county LHP to DHCS. Unique MPC LHP Excel files can be submitted separately to DHCS.

Completed county and unique MCP LHPs should be submitted to DHCS by June 30, 2022.

LHP Submission Components



Part I of the LHP Template is based on **unique MCP responses**. Parts II and III include **both** aggregate county-wide and MCP-specific responses; and Part IV is an **aggregate county-wide response**.

- **PART I: HHIP MEASURES**

This section includes the required measures each MCP must complete. As noted above, this section should be completed by **EACH MCP**, providing only MCP-specific information. MCPs must provide quantitative and narrative responses to these measures, which are intended to provide DHCS with information on current regional progress on and upcoming goals for each of the three HHIP priority areas:

- (i) **Partnerships and capacity** to support referrals for services;
- (ii) **Infrastructure** to coordinate and meet member housing needs; and
- (iii) **Delivery** of services and member engagement.

See excel template for this unique MCP LHP submission.

- **PART II: MCP STRATEGIES TO ADDRESS IDENTIFIED HOUSING AND SERVICE GAPS**

This section provides MCPs with a format to describe their specific strategies for addressing identified housing and service gaps in their service areas as well as how these strategies align with the aggregate county approach (as determined by all CoCs and MCPs collaborating in this county). The county approach should align with and aim to meet HHAP Outcome Goals. As noted above, this section includes *both* (1) an aggregate county-wide response and (2) MCP-specific responses, where *each MCP* must provide separate responses. See excel template for this unique MCP LHP submission.

- **PART III: LANDSCAPE ANALYSIS OF DEMOGRAPHICS, NEEDS, AND GAPS**

This section establishes a format for MCPs to provide the following required information:

- (i) A **local landscape analysis** that assess the current number of people experiencing homelessness and existing resources which address homelessness. This landscape analysis is intended to align with the *Homeless Housing, Assistance and Prevention Program Round 3 (HHAP-3)* application landscape analysis, which utilizes data from the Homeless Management Integration System (HMIS), point-in-time (PIT) counts, and other local needs assessments.
- (ii) **Identification of the number of individuals and families served.** This response should include information on the demographics of those served, types of intervention services provided, and demographics of subpopulations that are underserved, relative to the proportion of individuals in that subpopulation experiencing homelessness.

- **PART IV: IDENTIFICATION OF FUNDING AVAILABILITY**

This section requests the following required information be attached as an appendix:

- (i) **Identification of available funding currently being used, and budgeted to be used, to provide housing and homelessness-related services** to persons experiencing homelessness or at imminent risk of homelessness, as described in the HHAP-3 assessment of state, federal, and local funds available.

LHP SUBMISSION STRUCTURE

The following LHP Template for HHIP funding must be submitted in full, including the following four parts:

- **PART I: HHIP Measures** completed by each MCP in the unique MCP LHP submission. See excel template for this unique MCP LHP submission.
- **PART II: MCP Strategies**, which includes both aggregate and unique MCP components, with county-wide strategies submitted as a part of this county LHP and MCP-specific components included in the unique MCP LHP submission
- **PART III: Landscape Analysis**, which includes both aggregate and unique MCP components, with the county-wide analysis submitted as a part of this county LHP and MCP-specific analyses included in the unique MCP LHP submission
- **PART IV: Funding Availability Assessment** included as an appendix to this county LHP submission

MCP INFORMATION

Provide the name of the county for this county LHP submission and list the MCP(s) participating in the submission (each MCP is also required to submit a unique MCP LHP using the Excel template provided by DHCS).

County Name		
MCP Name	Lead Contact Person Name and Title	Contact Email Address
Alameda Alliance for Health	Tami Lewis, Senior Director, Integrated Planning	TLewis@alamedaalliance.org
Anthem Blue Cross	Kris Kuntz, Housing Manager	kristopher.kuntz@anthem.com

PART I: HHIP MEASURES

Each MCP participating in HHIP must complete the HHIP Measures via the MCP LHP submission. See MCP LHP excel template provided by DHCS.

Part I scoring: 190 points available

PART II: MCP STRATEGIES TO ADDRESS IDENTIFIED HOUSING AND SERVICE GAPS

MCPs are required to work together, and with local partners, to identify key components of the county strategy in preventing and reducing homelessness over the two-year program period of January 1, 2022 through December 31, 2023. The strategy should be informed by, and align with, the findings from the local landscape analysis (Part III of this LHP).

In preparing this narrative response, MCPs are strongly encouraged to use and/or adapt content from: (1) local strategic plans or action plans for preventing and ending homelessness; (2) prior HHAP applications and reporting; (3) the CoC's most recent applications under the U.S. Department of Housing and Urban Development (HUD)'s Continuum of Care program; (4) and/or other relevant local policy documents or plans.

All MCPs in the county should collaborate to provide one narrative response in the space provided below detailing the overall county approach in the space below. MCPs will also submit their own strategy (in the MCP Excel submission), which should align with the county strategy detailed below. See excel template for this unique MCP Part II submission.

Part II scoring: 100 points available (inclusive of both the county submission and unique MCP submission).

STRATEGIES TO ADDRESS IDENTIFIED HOUSING AND SERVICE GAPS IN THE COUNTY

County Narrative Description (200-word limit)

Alameda Alliance for Health and Anthem Blue Cross are working together to identify HHIP LHP strategies that align with HHAP goals reflected in the Alameda County's Home Together 2026 Plan, a community implementation plan that adopts bold, ambitious, and measurable goals for our community to reduce homelessness and to achieve greater equity.

Both plans have engaged regularly and in coordination with county partners, especially the Alameda County Health Care Services Agency, to identify HHIP priorities that align with Home Together goal areas:

- Prevent homelessness for our residents
- Connect people to shelter and needed resources
- Increase housing solutions
- Strengthen coordination, communication and capacity

Through this collaboration and partnership, AAH and Anthem have identified the following HHIP strategies, but will continue identifying and prioritizing additional opportunities that also align with the Home Together 2026 goals:

- Investments in medical respite and housing community supports capacity and infrastructure
- Improved data sharing and member matching on housing status and outcomes
- Support integration of street health outreach teams, especially efforts to address Medi-Cal retention and connectivity to primary care and ECM

PART III: LANDSCAPE ANALYSIS OF COUNTY DEMOGRAPHICS, NEEDS, AND GAPS

A. Landscape Analysis of County Needs and Demographics

All MCPs in the county should collaborate to provide a county-wide landscape analysis, using the table below, of current county needs and demographics, in alignment with the HHAP-3¹ landscape analysis utilizing relevant data from the Homeless Management Integration System (HMIS), 2019 PIT count data,² and other local needs assessments. See excel template for this unique MCP Part III submission.

If data is unavailable for the MCPs in the county, the MCPs must detail their approach to improving data connectivity and identification for future submissions, including timing for implementing the approach. Please submit this as a written attachment using no more than 1000 characters.

Please use TABLE 1 below to provide one county-wide response outlining key data regarding people experiencing homelessness in the county.

Part III scoring: 80 points available (inclusive of both the county submission and unique MCP submission).

TABLE 1 (EXAMPLE ONLY — San Francisco County):

	County	
	People Experiencing Homelessness	Source and Date Timeframe of Data
Population and Living Situations		
TOTAL # OF PEOPLE EXPERIENCING HOMELESSNESS	8,035	HUD PIT Count, 2019

¹ MCPs may also reference HHAP Round 2 (HHAP-2) applications if additional context is helpful for them, or if Round 3 applications are not yet available

² DHCS recommends using 2019 PIT count as it is the most recent count that includes unsheltered individuals, or the 2022 PIT count if it's locally available as it will be the most recent information

Table 1. Landscape Analysis of County Needs and Demographics		
	Number of People Experiencing Homelessness	Source and Date Timeframe of Data
Population and Living Situations		
TOTAL # OF PEOPLE EXPERIENCING HOMELESSNESS	19,404	Annual Performance Report (APR) CY 2021
# of People Who are Sheltered (Emergency Shelter (ES), Transitional Housing (TH), Supportive Housing (SH))	2,612	2022 PIT Count
# of People Who are Unsheltered	7,135	2022 PIT Count
Household Composition		
# of Households without Children	14,333	APR CY 2021
# of Households with At Least 1 Adult & 1 Child	1,214	APR CY 2021
# of Households with Only Children	116	APR CY 2021
Sub-Populations and Other Characteristics		
# of Adults Who are Experiencing Chronic Homelessness	6,695	APR CY 2021
# of Adults Who are Experiencing Serious Mental Illness	7,284	APR CY 2021
# of Adults Who are Experiencing Substance Use Disorders	3,297	APR CY 2021
# of Adults Who are Veterans	1,113	APR CY 2021

# of Adults with HIV/AIDS	386	APR CY 2021
# of Adults Who are Survivors of Domestic Violence	2,925	APR CY 2021
# of Unaccompanied Youth (under 25)	1,408	APR CY 2021
# of Parenting Youth (under 25)	135	APR CY 2021
# of People Who are Children of Parenting Youth	167	APR CY 2021
Gender Demographics		
# of Women/Girls	8,675	APR CY 2021
# of Men/Boys	10,055	APR CY 2021
# of People Who are Transgender	79	APR CY 2021
# of People Who are Gender Non-Conforming	43	APR CY 2021
Ethnicity and Race Demographics		
# of People Who are Hispanic/Latino	3,201	APR CY 2021
# of People Who are Non-Hispanic/Non-Latino	15,468	APR CY 2021
# of People Who are Black or African American	10,649	APR CY 2021
# of People Who are Asian	469	APR CY 2021

# of People Who are American Indian or Alaska Native	622	APR CY 2021
# of People Who are Native Hawaiian or Other Pacific Islander	328	APR CY 2021
# of People Who are White	5,020	APR CY 2021
# of People Who are Multiple Races	1,342	APR CY 2021
# of People Who did Not Disclose	3,201	APR CY 2021

B. Landscape Analysis of People Receiving Services





Please use **TABLE 2** to report the total number of individuals served county-wide. The data provided within Table 2 should represent **the most current and accurate way of estimating the annual number and demographics** of people participating in or being served by the different intervention types, including subpopulations that are underserved relative to their proportion of individuals experiencing homelessness in the jurisdiction. It is important to note that intervention types are not mutually exclusive, and individuals and households may be counted in multiple categories.

MCP(s) must cite their data sources. If data is unavailable for the MCP county submission, the MCP(s) must detail the approach to improving data connectivity and identification for future submissions, including timing for implementing the approach. Please submit this as a written attachment using no more than 500 words.

Table 2 uses the following service terms:

Interim Housing	Any program whose primary purpose is to provide temporary shelter for people experiencing homelessness, in general or for specific populations, and which does not require occupants to sign leases or occupancy agreements. Interim housing can include congregate shelter, bridge housing, temporary scattered-site arrangements, and transitional housing programs, among others.
Rental Assistance	Rental assistance programs provide subsidies that help people experiencing homelessness rent housing in the marketplace. Rental assistance typically pays a portion of the total rent and can be temporary or permanent and offered in a variety of program types.
Supportive Housing	Supportive housing is permanent housing for a specific target population—generally people with disabilities/special needs and long histories of homelessness—that is linked to onsite or offsite services that assist the resident to retain the housing, improve their health status, and maximize their ability to live and, when possible, work in the community.
Outreach	Programs that identify and engage people living in unsheltered locations, such as in cars, parks, abandoned buildings, encampments, and on the streets, reaching people who might not otherwise seek assistance or come to the attention of the homelessness service system. Outreach and engagement programs help to ensure that people’s basic needs are met while also supporting people to access and navigate pathways toward housing stability.
Prevention/Diversion	Programs that seek to prevent people from losing current housing or to prevent the need for services from the homelessness response system through a rapid return to housing, usually without expectation of ongoing support.

Table 2. Landscape Analysis of County Services

	Permanent Supportive Housing (PSH)	Rapid Rehousing (RRH)	Transitional Housing (TH)	Interim Housing or Emergency Shelter (IH / ES)	Diversion Services and Assistance (DIV)	Homelessness Prevention Services & Assistance (HP)	Outreach and Engagement Services (O/R)	Other: [Identify]	Source(s) and Time-frame of Data
Household Composition									
# of Households without Children	1,951	1,929	797	4,187	1,635	307	3,546	2,846	Q8A, APR 1/1/21-12/31/21
# of Households with At Least 1 Adult & 1 Child	231	363	78	231	272	* 	15	375	Q8A, APR 1/1/21-12/31/21
# of Households with Only Children	0	* 	* 	81	0	0	19	* 	Q8A, APR 1/1/21-12/31/21
Sub-Populations and Other Characteristics									
# of Adults Who are Experiencing Chronic Homelessness	1,455	1,236	411	1,921	1,177	24	1,855	1,967	Q26b, APR 1/1/21-12/31/21
# of Adults Who are Experiencing Serious Mental Illness	1,720	855	432	1,105	1,030	109	1,651	1,818	Q13a.1., APR 1/1/21-12/31/21
# of Adults Who are Experiencing	879	341	154	569	549	18	850	955	Q13a.1., APR












*Data has been suppressed per Data De-identification Guidelines. 12

Table 2: Landscape Analysis of County Services

Substance Use Disorders									1/1/21-12/31/21
# of Adults Who are Veterans	195	485	88	153	52	102	124	95	Q25a, APR 1/1/21-12/31/21
# of Adults with HIV/AIDS	141	40	* ■	20	53	* ■	56	96	Q13a.1, APR 1/1/21-12/31/21
# of Adults Who are Survivors of Domestic Violence	575	348	152	372	556	39	440	964	Q14a., APR 1/1/21-12/31/21
# of Un-accompanied Youth (under 25)	47	102	174	364	115	* ■	761	223	Q27, APR 1/1/21-12/31/21
# of Parenting Youth (under 25)	0	38	35	25	46	0	0	61	Q27b, APR 1/1/21-12/31/21
# of People Who are Children of Parenting Youth	0	50	48	26	61	0	0	83	Q27b, APR 1/1/21-12/31/21
Gender Demographics									
# of Women/Girls	1,362	1,412	402	2,048	1,104	172	1,494	1,997	Q10a, Q10b, APR 1/1/21-12/31/21
# of Men/Boys	1,563	1,778	618	3,139	1,211	165	2,038	1,815	Q10a, Q10b, APR


*Data has been suppressed per Data De-identification Guidelines.

Table 2: Landscape Analysis of County Services

									1/1/21-12/31/21
# of People Who are Transgender	15	12	* 	29	* 	* 	18	18	Q10a, Q10b, APR 1/1/21-12/31/21
# of People Who are Gender Non-Conforming	* 	* 	* 	13	* 	* 	12	17	Q10a, Q10b, APR 1/1/21-12/31/21
Ethnicity and Race Demographics									
# of People Who are Hispanic/Latino	445	599	159	915	422	47	617	648	Q12b, APR 1/1/21-12/31/21
# of People Who are Non-Hispanic/Non-Latino	2,494	2,590	874	4,296	1,792	290	2,69	3,064	Q12b, APR 1/1/21-12/31/21
# of People Who are Black or African American	* 	1,762	679	2,790	1,184	237	1,957	2,112	Q12a, APR 1/1/21-12/31/21
# of People Who are Asian	73	79	22	149	56	* 	87	98	Q12a, APR 1/1/21-12/31/21
# of People Who are American Indian or Alaska Native	91	90	30	197	45	13	152	100	Q12a, APR 1/1/21-12/31/21
# of People Who are Native	44	53	24	122	56	* 	66	70	Q12a, APR

*Data has been suppressed per Data De-identification Guidelines. 14

Table 2: Landscape Analysis of County Services

Hawaiian or Other Pacific Islander									1/1/21-12/31/21
# of People Who are White	877	930	190	1,610	674	61	1,070	997	Q12a, APR 1/1/21-12/31/21
# of People Who are Multiple Races	290	261	78	322	148	* 	227	257	Q12a, APR 1/1/21-12/31/21

*Data has been suppressed per Data De-identification Guidelines.

PART IV: IDENTIFICATION OF FUNDING AVAILABILITY

Please submit the HHAP-3 assessment of funding availability for your county (or the HHAP-2 assessment, if the HHAP-3 assessment is unavailable) as an appendix to this LHP Template.

Materials for each round of HHAP can be accessed on the [HHAP website](#).

Part IV scoring: 10 points available