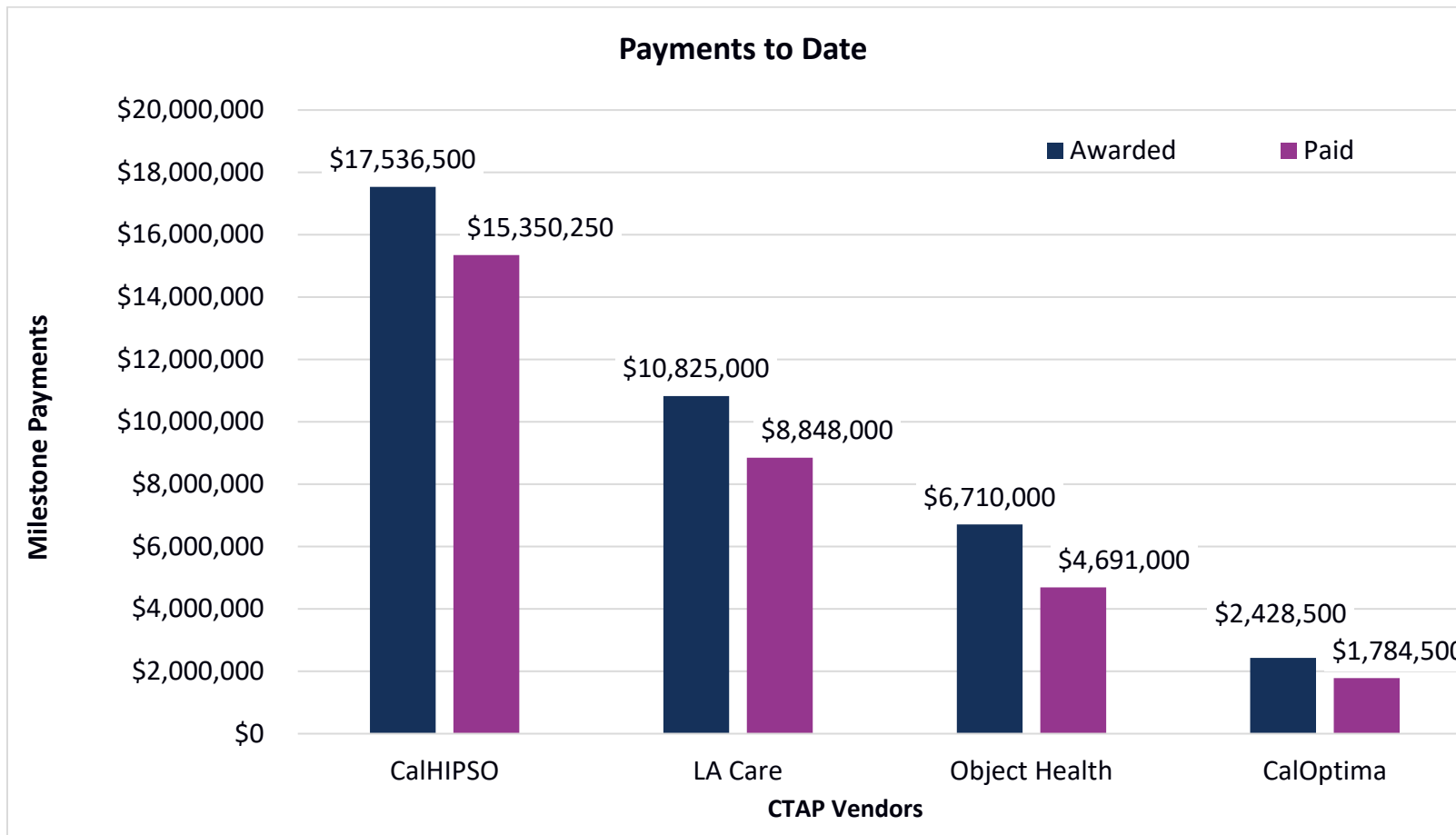



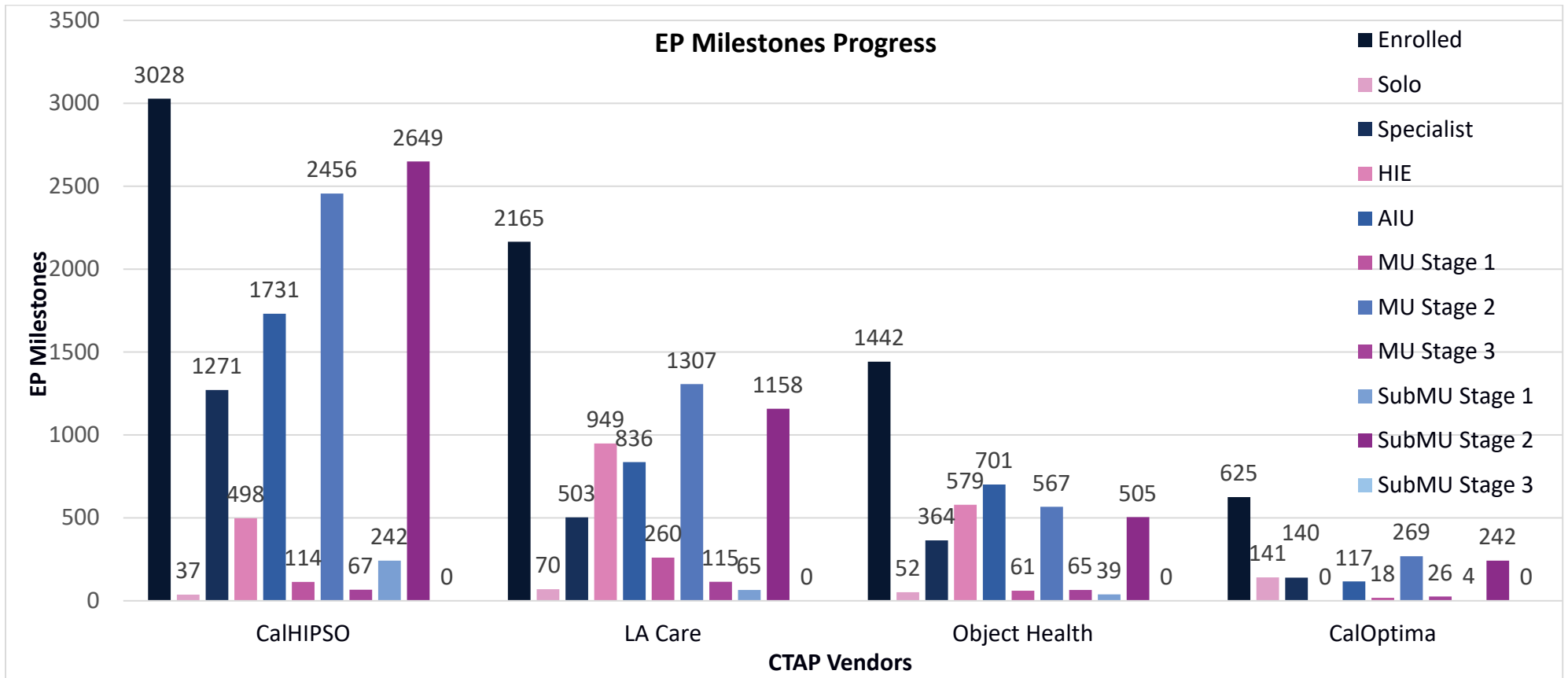


CTAP Performance Dashboard

November 2015 to March 2020



For the period of November 2015 to March 2020, CTAP has issued payments to CalHIPSO \$15,350,250; LA Care \$8,848,000; Object Health \$4,691,000; and CalOptima \$1,784,500.



CalHIPSO EP Milestones Progress

Enrolled:	3028
Solo:	37
Specialist:	1271
HIE:	498
AIU:	1731
MU S1:	114
MU S2:	2456
MU S3:	67
SubMU S1:	242
SubMU S2:	2649
SubMU S3:	0

LA Care EP Milestones Progress

Enrolled:	2165
Solo:	70
Specialist:	503
HIE:	949
AIU:	836
MU S1:	260
MU S2:	1307
MU S3:	115
SubMU S1:	65
SubMU S2:	1158
SubMU S3:	0

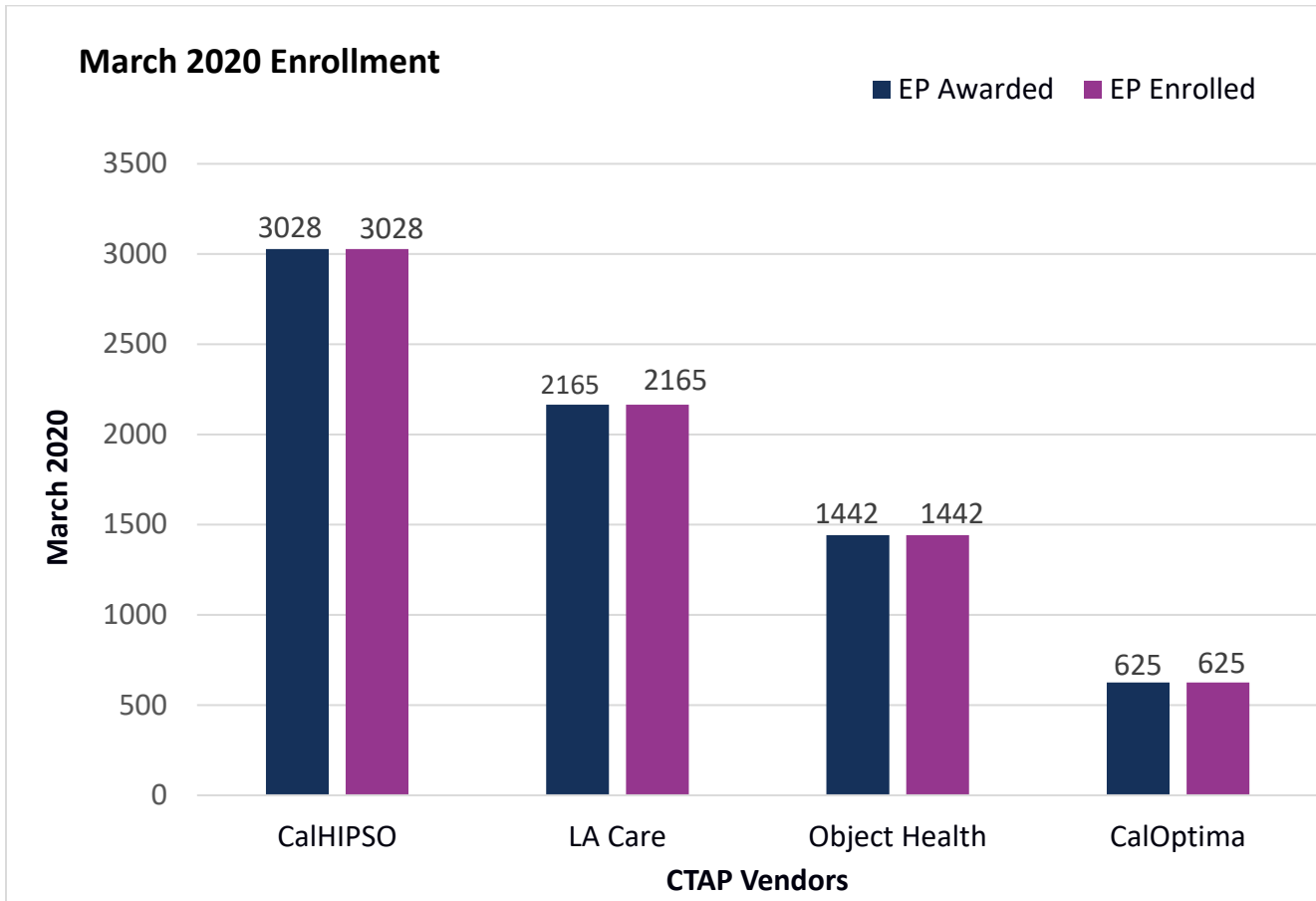
Object Health EP Milestones Progress

Enrolled:	1442
Solo:	52
Specialist:	364
HIE:	579
AIU:	701
MU S1:	61
MU S2:	567
MU S3:	65
SubMU S1:	39
SubMU S2:	505
SubMU S3:	0

CalOptima EP Milestones Progress

Enrolled:	625
Solo:	141
Specialist:	140
HIE:	0
AIU:	117
MU S1:	18
MU S2:	269
MU S3:	26
SubMU S1:	4
SubMU S2:	242
SubMU S3:	0

Note: Data in this dashboard is preliminary and subject to change.



CalHIPSO
Enrolled 3028 of 3028 EPs at 100% level cap

LA Care
Enrolled 2165 of 2165 EPs at 100% level cap

Object Health
Enrolled 1442 of 1442 EPs at 100% level cap

CalOptima
Enrolled 625 of 625 EPs at 100% level cap

Note: Data in this dashboard is preliminary and subject to change.