

# 2022 Seclusion & Restraint Data



# Facility Types defined

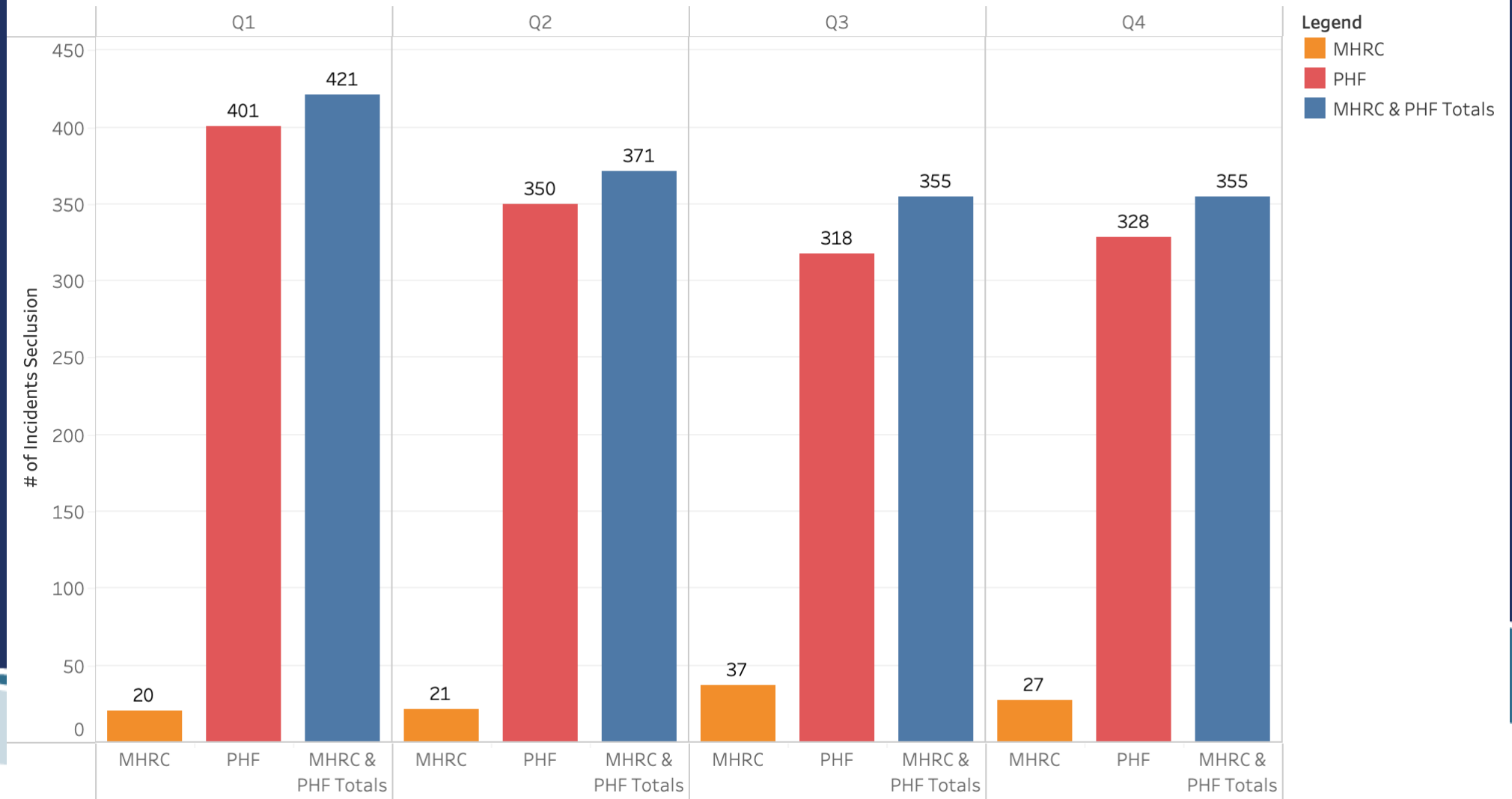
- » Mental Health Rehabilitation Centers (MHRCs) provide 24-hour intensive support and rehabilitative services designed to assist persons, 18 years or older, with mental disorders who would have been placed in a state hospital or another mental health facility to develop skills to become self-sufficient and capable of increasing levels of independence and functioning.
- » Psychiatric Health Facilities (PHFs) provide 24-hour inpatient acute psychiatric care for mentally disordered, incompetent, or other persons described in Division 5 (commencing with Section 5000) or Division 6 (commencing with Section 6000) of the Welfare and Institutions Code.

# Methods

- » Data is collected from MHRCs and PHFs every quarter, with reporting due dates on October 15<sup>th</sup>, January 15<sup>th</sup>, April 15<sup>th</sup>, and July 15<sup>th</sup>.
- » Data is reported across the following categories:
  - Number of involuntary medication administrations
  - Number of injuries related to seclusion and restraint
  - Number of deaths from seclusion and restraint\*
  - Number of seclusion incidents
  - Number of restraint incidents
  - Total time of seclusion incidences at a facility, reported in hours and minutes
  - Total time of restraint incidences at a facility, report in hours and minutes
  - Please visit [the DHCS website](#) for definitions of seclusion and restraint
- » Data is published only at the facility type level
- » Averages are calculated across facility types (time spent in seclusion or restraint divided by the number of facilities).

\*There were 0 deaths from seclusion and restraint during SFY 2021-2022. Therefore, no graph was created.

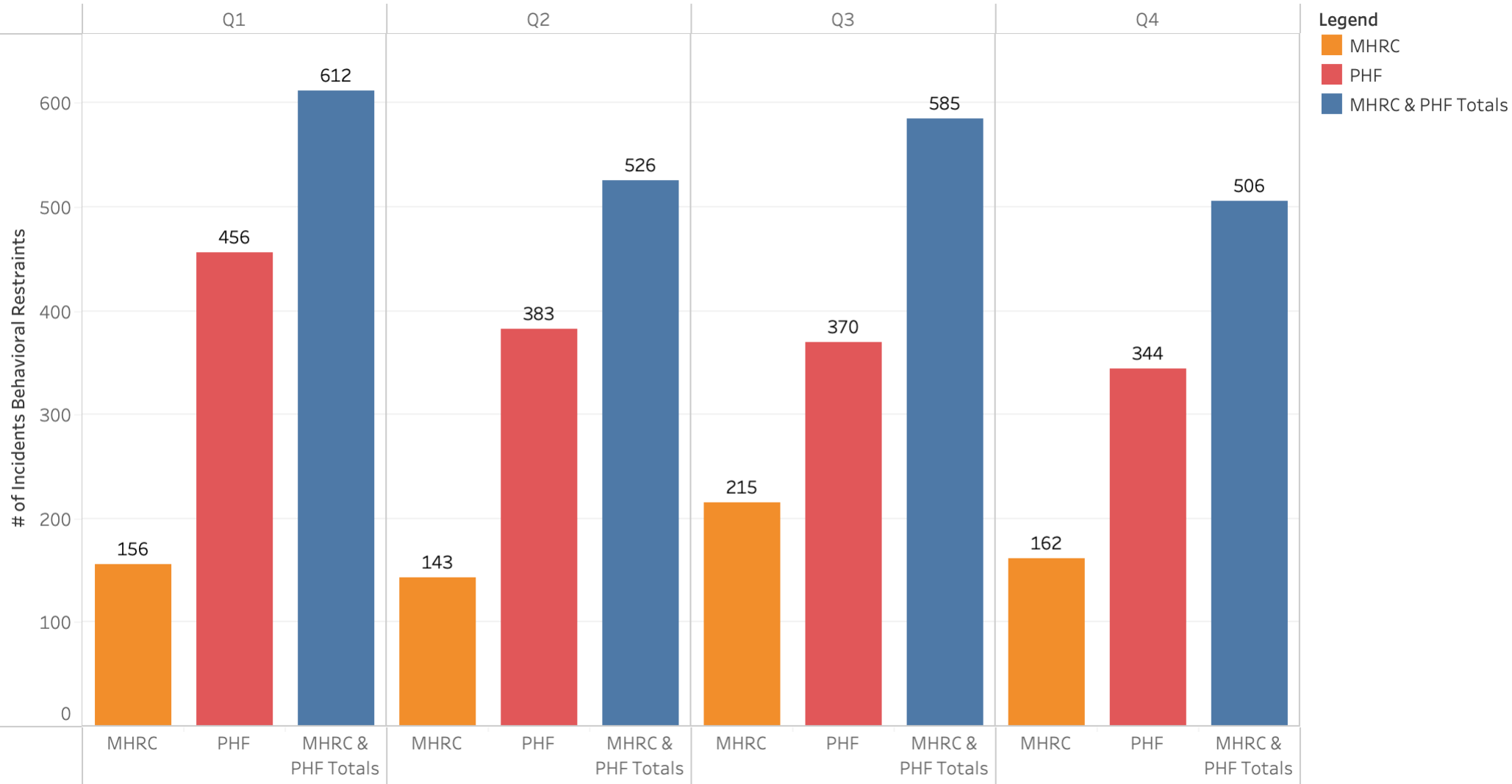
## Total Number of Seclusion Incidents



Sum of # of Incidents Seclusion for each MHRC/PHF/MHRC & PHF Totals broken down by Date Quarter. Color shows details about MHRC/PHF/MHRC & PHF Totals.



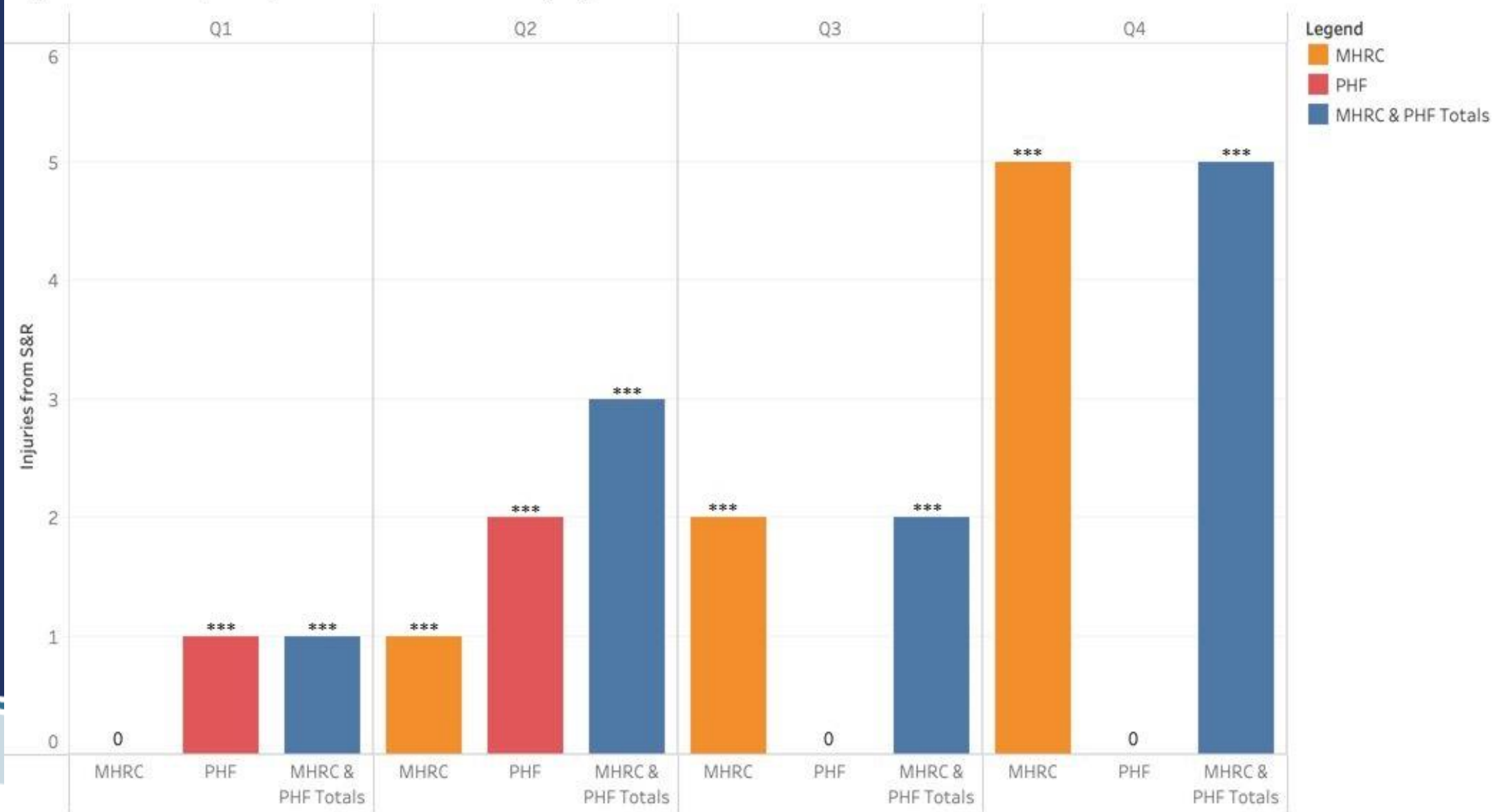
# Total Number of Restraints Per Facility Type Across Quarters



Sum of # of Incidents Behavioral Restraints for each MHRC/PHF/MHRC & PHF Totals. broken down by Date Quarter. Color shows details about MHRC/PHF/MHRC & PHF Totals.



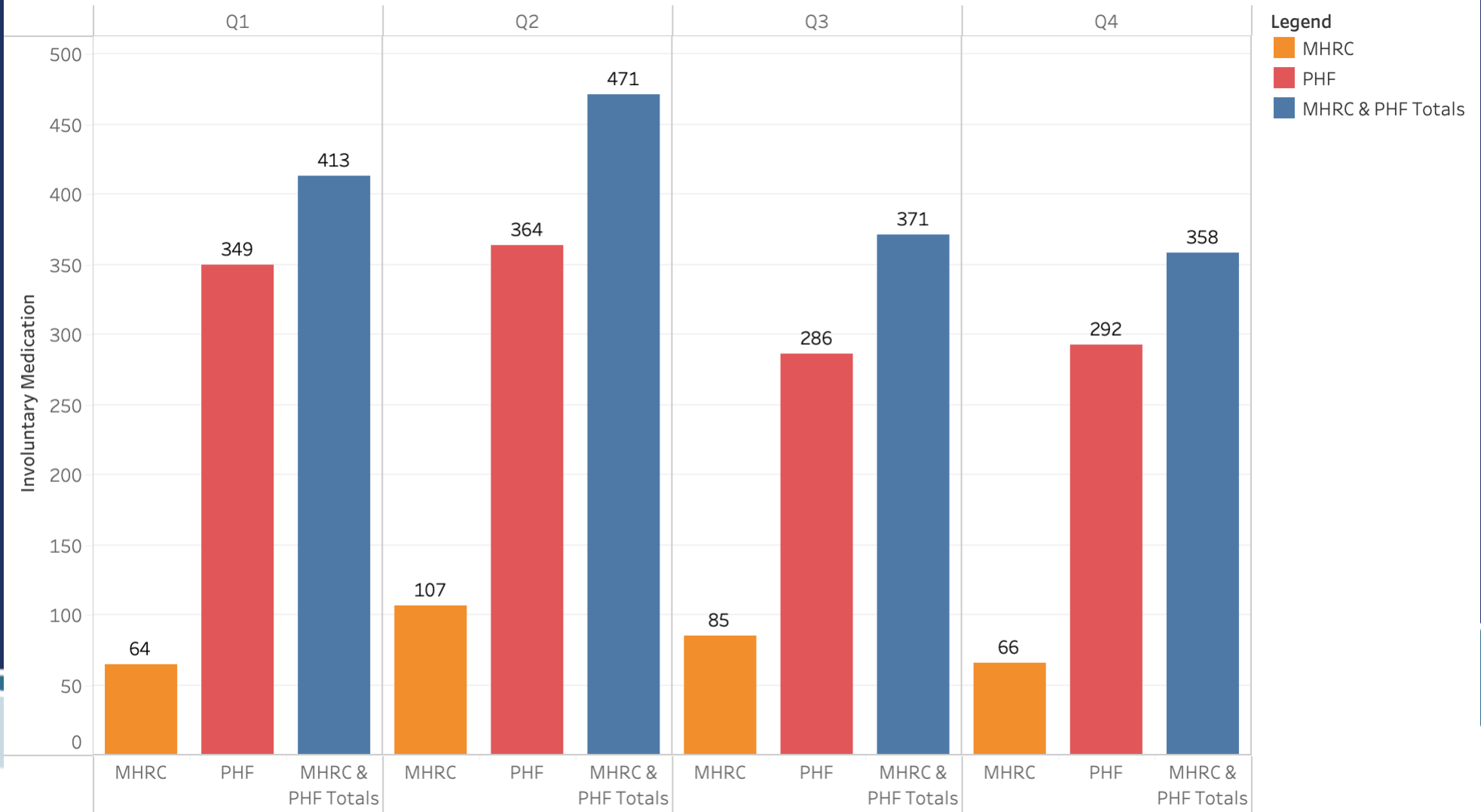
## Injuries Count per Quarter across facility type



Sum of Injuries from S&R for each MHRC/PHF/MHRC & PHF Totals broken down by Date Quarter. Color shows details about MHRC/PHF/MHRC & PHF Totals.

\*\*\* Data cells were suppressed to protect health information (PHI) and personal information (PI) in accordance with DHCS's Data De-Identification Guidelines

## Number of Involuntary Medication by Quarter Across Facility Type



Sum of Involuntary Medication for each MHRC/PHF/MHRC & PHF Totals broken down by Date Quarter. Color shows details about MHRC/PHF/MHRC & PHF Totals.

