



JENNIFER KENT
DIRECTOR

State of California—Health and Human Services Agency Department of Health Care Services



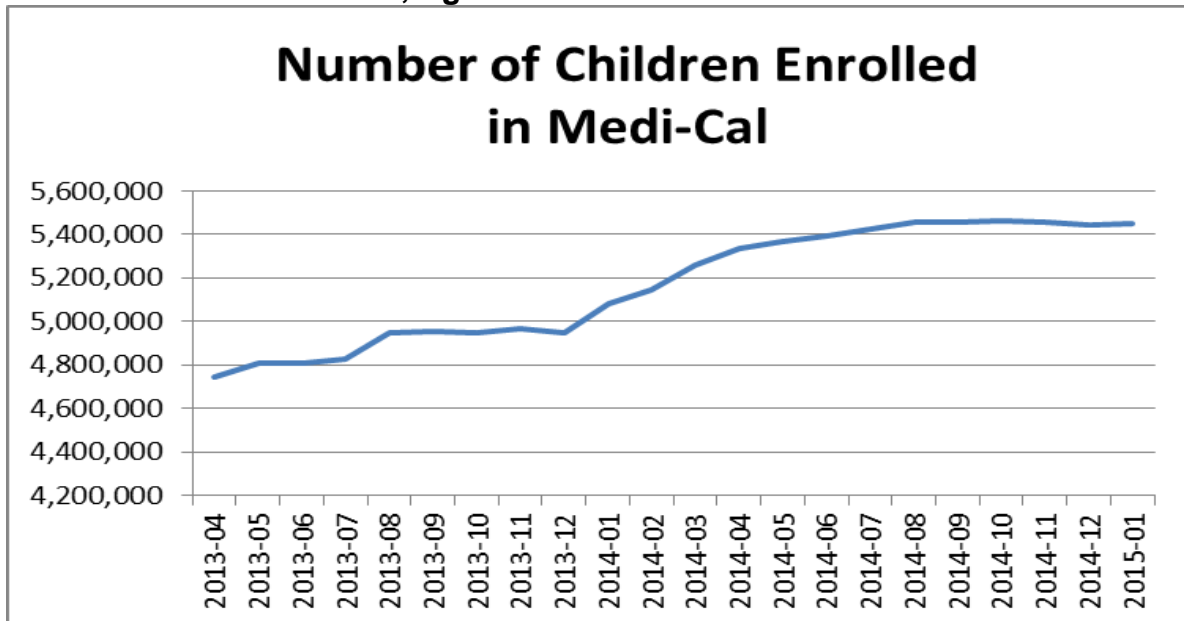
EDMUND G. BROWN JR.
GOVERNOR

Medi-Cal Children’s Health Dashboard May 2015 Data Report

May 20, 2015 DRAFT

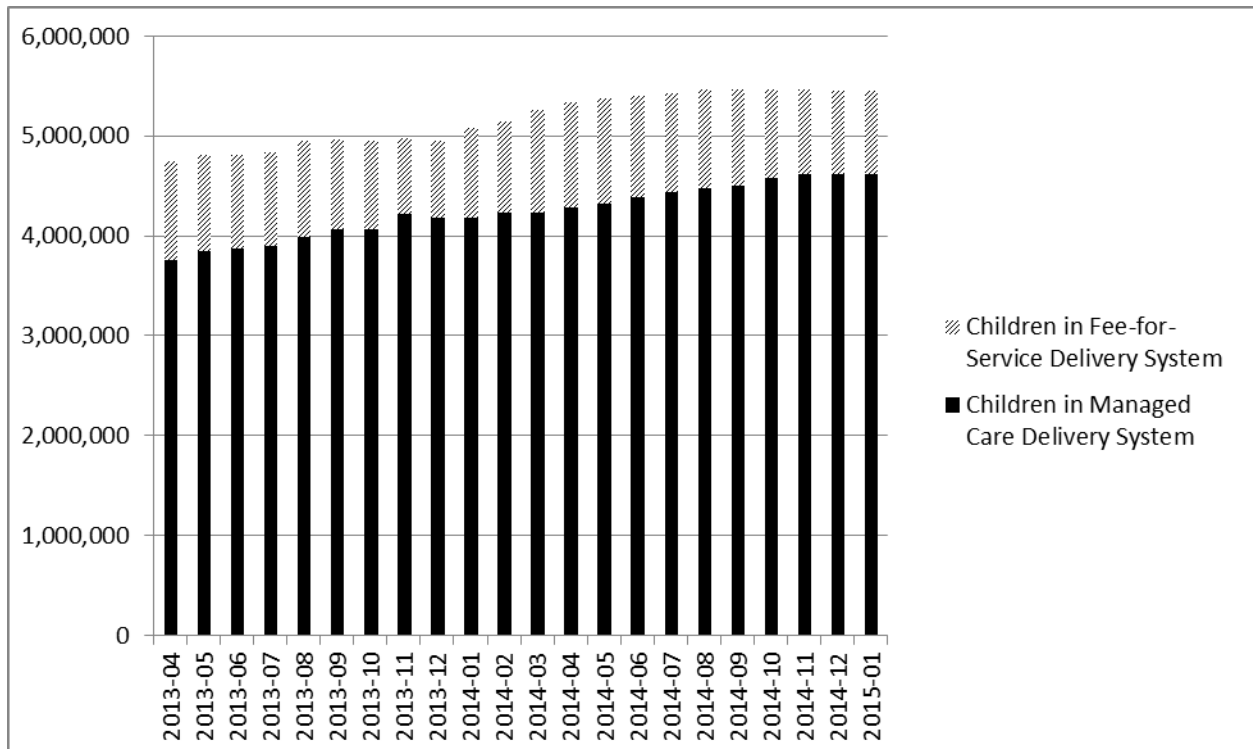
Eligibility and Enrollment

1. Total Medi-Cal Enrollment, Age 0-21



Source: DHCS, MIS-DSS data warehouse accessed March 2015

2. Delivery System for Children Enrolled in Medi-Cal



Source: DHCS, MIS-DSS data warehouse accessed March 2015

3. Demographics:

a. Written Language of Family for Children Enrolled in Medi-Cal, January 2015

English	Spanish	Other
59.7%	35.7%	4.6%

Source: DHCS, MIS-DSS data warehouse accessed March 2015

b. Race/Ethnicity of Children Enrolled in Medi-Cal, January 2015

American Indian/Alaska Native	Black/African-American	Asian	Hispanic	Non-Hispanic White	Not Reported
0.35%	7.22%	7.85%	58.12%	15.08%	11.38%

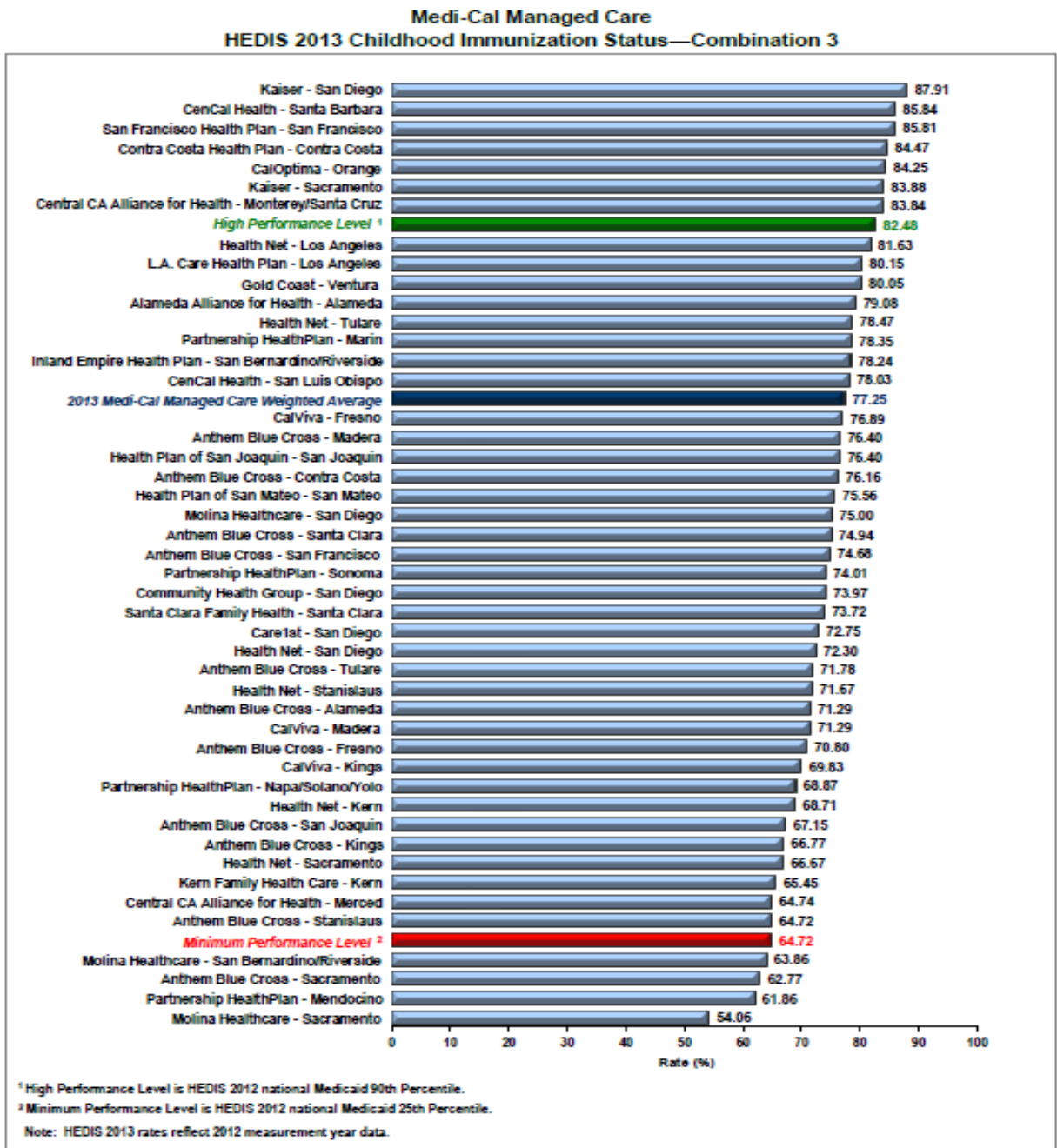
Source: DHCS, MIS-DSS data warehouse accessed March 2015

c. Gender of Children Enrolled in Medi-Cal, January 2015

Female:	49.2%	Male:	50.8%
---------	-------	-------	-------

Source: DHCS, MIS-DSS data warehouse accessed March 2015

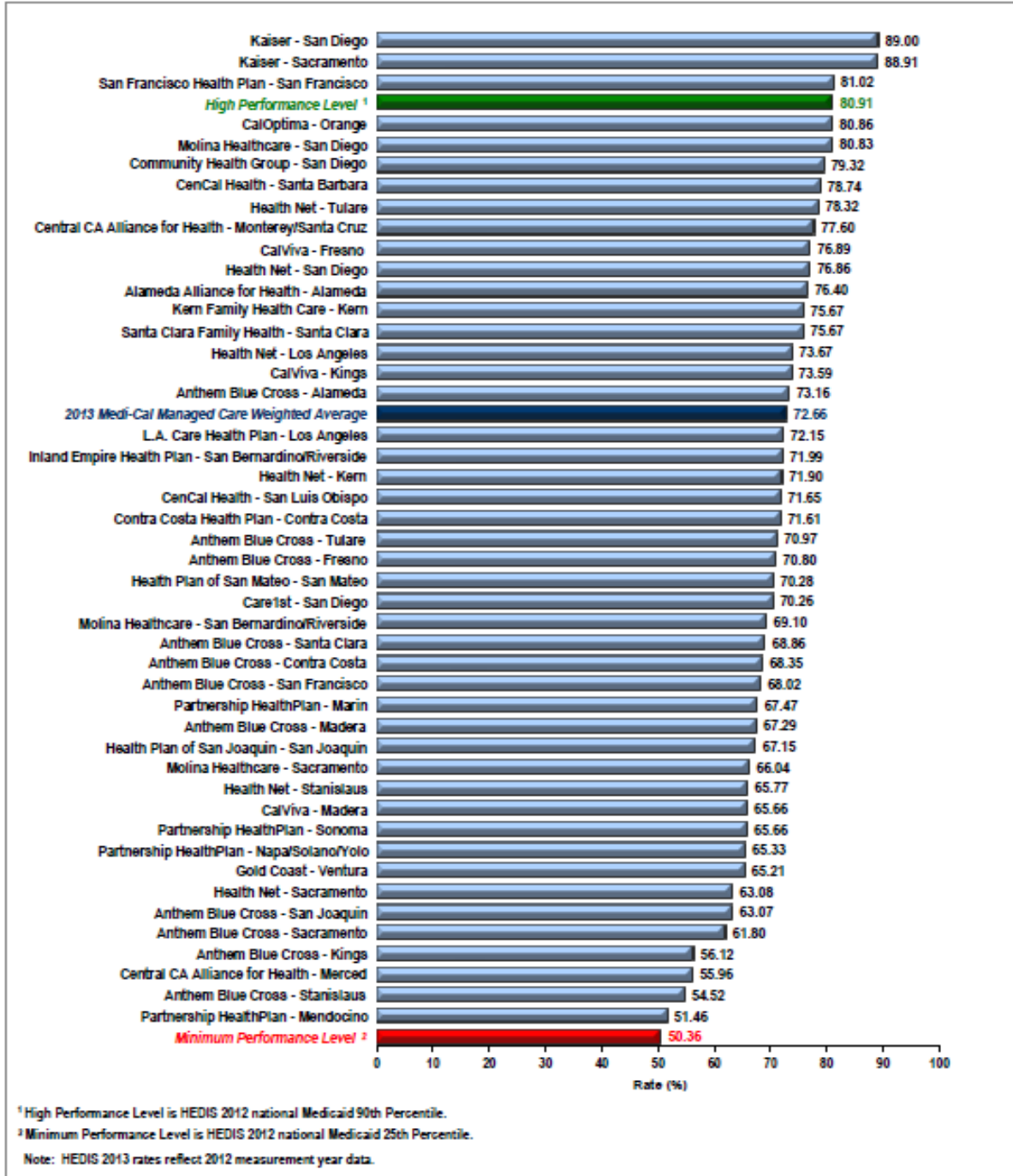
4. Immunization Rate
 a. Combination 3: Children



<http://www.dhcs.ca.gov/dataandstats/reports/Pages/MMCDQualPerfMsrRpts.aspx>

b. Combination 1: Adolescents

**Medi-Cal Managed Care
HEDIS 2013 Immunizations for Adolescents—Combination 1**



<http://www.dhcs.ca.gov/dataandstats/reports/Pages/MMCDQualPerfMsrRpts.aspx>

5. Access to Dental Care

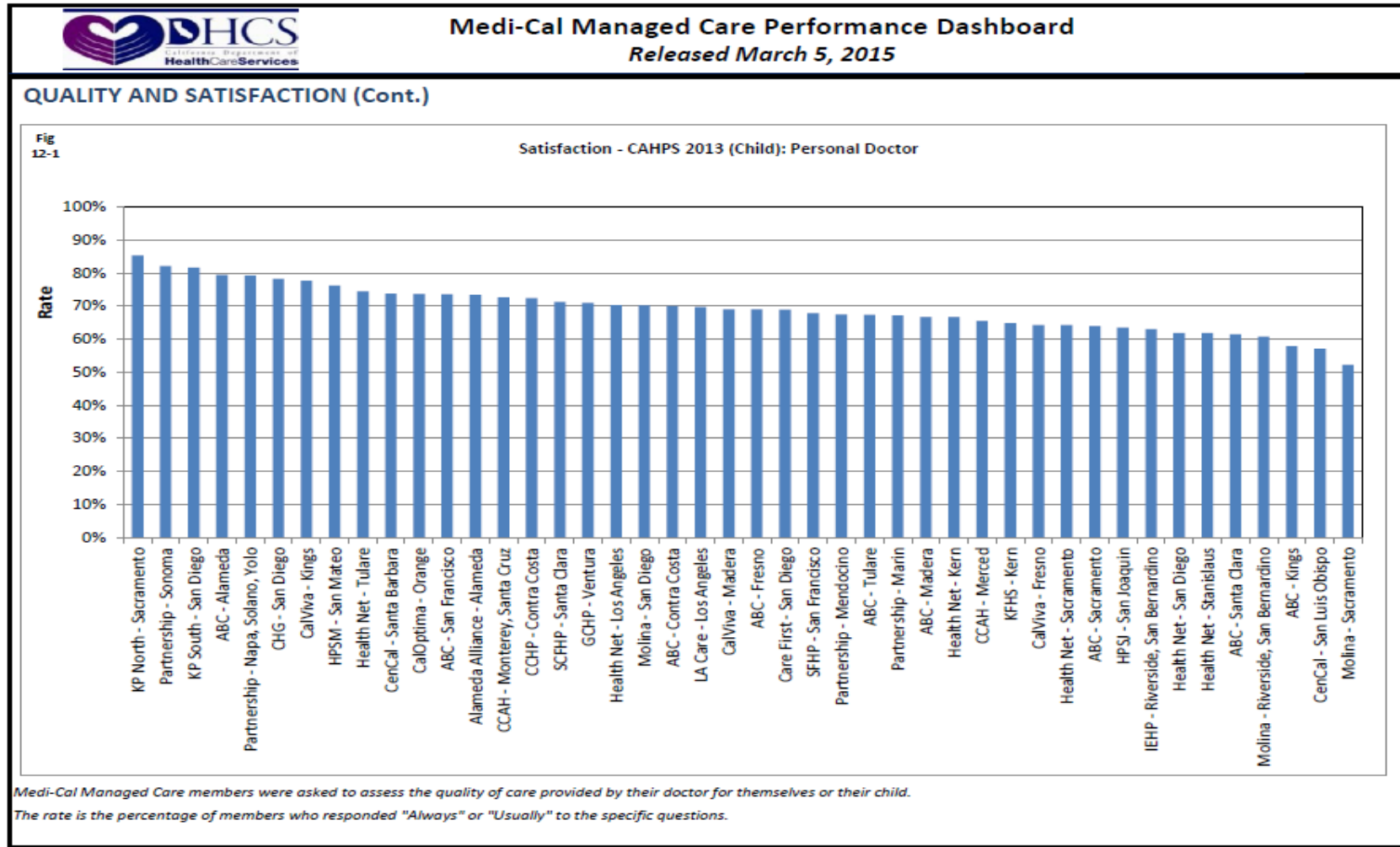
a. Potential Measures below. See also attached documents.

- i. Overall Utilization of Dental Services (under 21),
- ii. Annual Dental Visit (under 21),
- iii. Use of Preventive Dental Services (under 21),
- iv. Use of Dental Treatment Services (under 21),
- v. Exams/Oral Health Evaluations,
- vi. Sealant to Restoration Ratio (6-9 and 10-14),
- vii. Fillings to Preventive Services (under 21),
- viii. Treatment/Prevention of Caries (under 21), and
- ix. Use of Dental Sealants (6-9 and 10-14).

b. Sacramento County Geographic Managed Care Dental Performance Measures:

http://www.denti-cal.ca.gov/WSI/ManagedCare.jsp?fname=dental_managed_care_plan_util

6. Consumer Satisfaction: Personal Doctor



Note: Data in this dashboard is preliminary and subject to change