

Whole Person Care

Enrollment Report

January 1, 2017 – June 30, 2018

Prepared March 2019



About the Whole Person Care Program

The California Whole Person Care (WPC) Pilot Program is part of California’s current Section 1115 Medicaid Waiver called “Medi-Cal 2020,” implemented from January 1, 2016 to December 31, 2020. Twenty five WPC Pilots are selected to provide coordinated and integrated medical care, behavioral health and substance use care, and social services to the Medi-Cal beneficiaries who repeatedly use multiple and often acute services and have poor health outcomes. WPC Pilots develop partnerships with other service providers (e.g., managed care organizations, behavioral health departments, hospitals, housing authorities, and community based organizations) to systematically identify target populations, share data, coordinate care, and evaluate improvements in the health of their enrolled populations. The program is expected to improve service delivery and health outcomes; enhance sustainability of infrastructure improvements and program interventions; and reduce costs through reductions in avoidable utilization.

- Target populations include: (1) High Utilizers, (2) Chronic Physical Conditions, (3) Severe Mental Illness and/or Substance Use Disorder, (4) Homeless, (5) At-Risk-of-Homelessness, and (6) Justice Involved.
- WPC Pilots projected enrolling around 250,000 individuals over the five years of the program. Projected enrollment by WPC Pilots ranged from 250 to 140,146 individuals.
- WPC Pilots implementation was staggered between two groups, one starting January 2017 and the other starting July 2017.

Implementation Group 1 (January 2017)				Implementation Group 2 (July 2017)	
Alameda	Contra Costa	Kern	Placer	Kings	Marin
Riverside	San Bernardino	San Diego	San Mateo	Mendocino	Sacramento
Shasta	Solano	Los Angeles	Monterey	Santa Cruz	Small County WPC Collaborative
Napa	Orange	San Francisco	San Joaquin	Sonoma	
Santa Clara	Ventura				

Methods

The following charts are based on the quarterly *Enrollment and Utilization Reports* submitted by WPC Pilots and UCLA analyses of Medi-Cal Enrollment, Claims, and Encounter data.

1) Enrollment and Utilization Reports

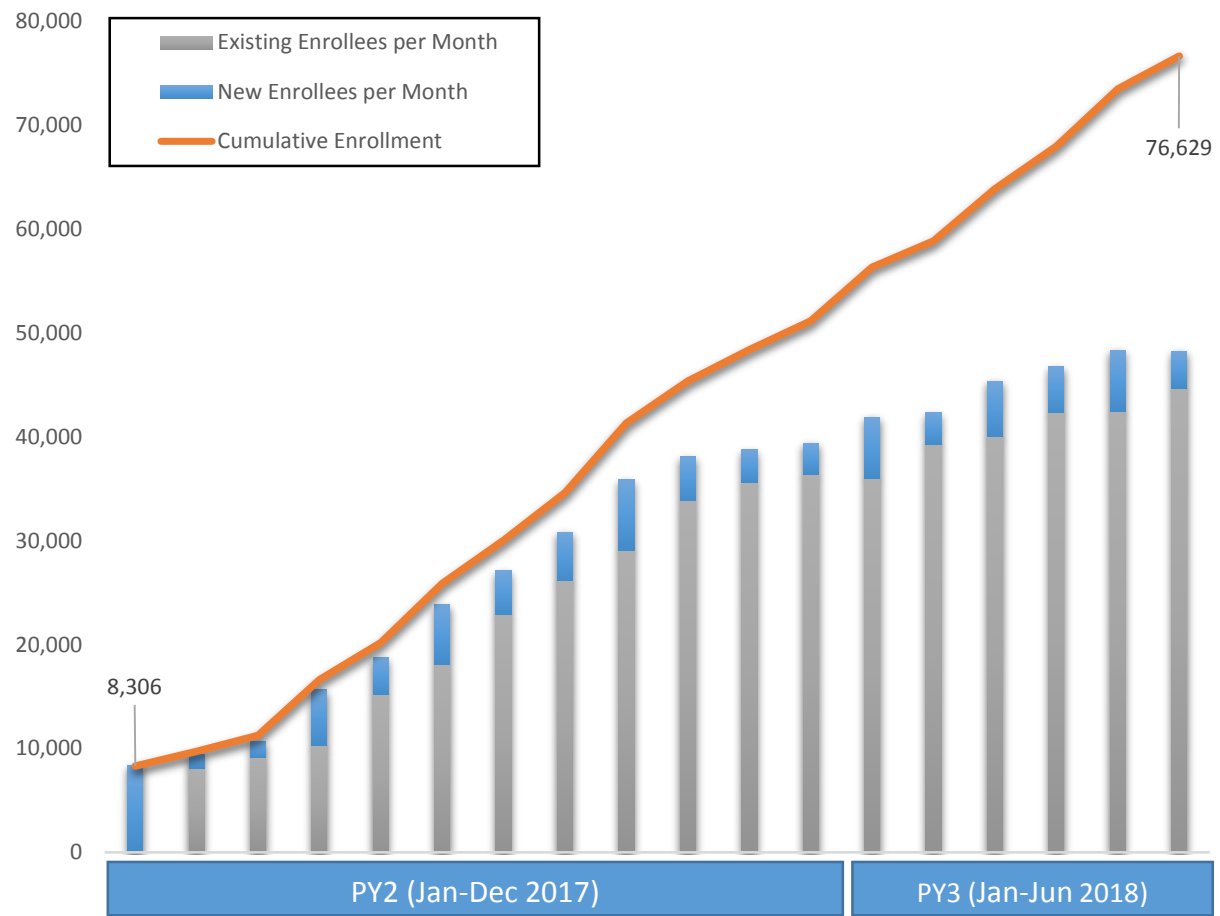
WPC Pilots submit *Enrollment and Utilization Reports* to DHCS each quarter, from January 2017 to June 2018. These reports contain monthly records for each individual that participates in WPC. Data include enrollment status, enrollment date, disenrollment date, disenrollment reason, target populations, homeless status, and service utilization. Enrollees are identified in one or more of the six target populations selected by WPC Pilots. Homeless status is reported separately for each individual because not all WPC Pilots chose to select the homeless as a target population. UCLA combined data from all WPC Pilot reports, and addressed discrepancies between enrollment and disenrollment dates.

2) Medi-Cal Enrollment, Claims and Encounter Data

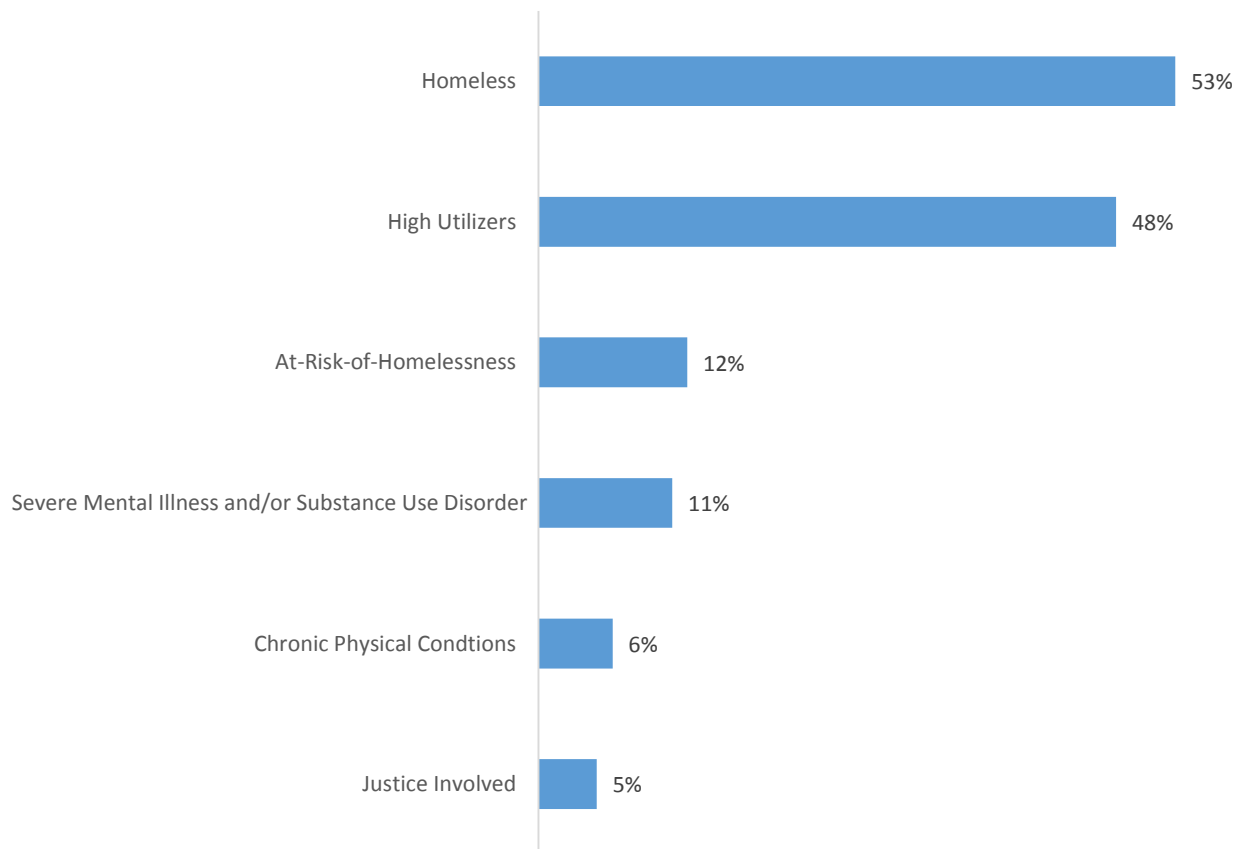
Using WPC enrollment data, UCLA identified the WPC enrollees' enrollment, encounters, and claims data between January 2015 to December 2017. Some enrollees were absent from Medi-Cal data because they had never received Medi-Cal benefits or WPC Pilots were not able to collect this data during their brief interaction with the individual.

Enrollment Patterns in WPC

Unduplicated Monthly and Cumulative WPC Enrollment, January 2017 to June 2018



Cumulative Enrollment in WPC by Target Population, June 2018



A total of 76,749 unique individuals ever enrolled in WPC. Enrollees could be reported in more than one target population.

As of June 2018, the majority of WPC enrollees (53%, 40,697) were part of the “Homeless” target population. The second largest target population was “High Utilizer” (48%, 36,904).

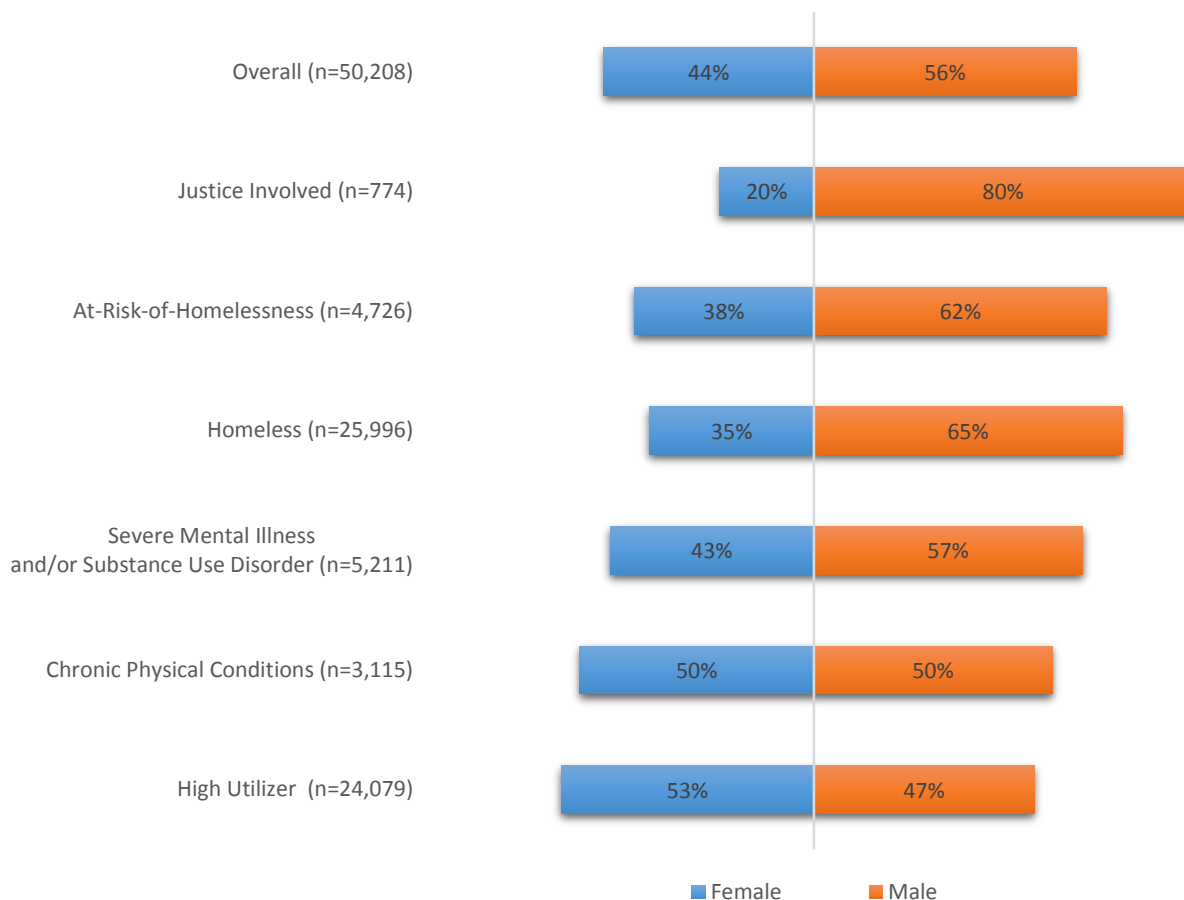
As of June 2018, enrollment was lowest in “Chronic Physical Conditions” (6%, 4,732) and “Justice Involved” (5%, 3,724) target populations.

Source: WPC Enrollment and Utilization Reports from January 2017 to June 2018.

Notes: Excludes individuals who received outreach or other services but were not enrolled. Enrollees may be reported in more than one target population.

Demographics and Health Status of WPC Enrollees Overall and by Target Population

WPC Enrollee Gender by Target Population, January 2017 to December 2017



A total of 50,208 unique individuals ever enrolled in WPC during 2017.

Most (56%) of WPC enrollees were male as of December 2017.

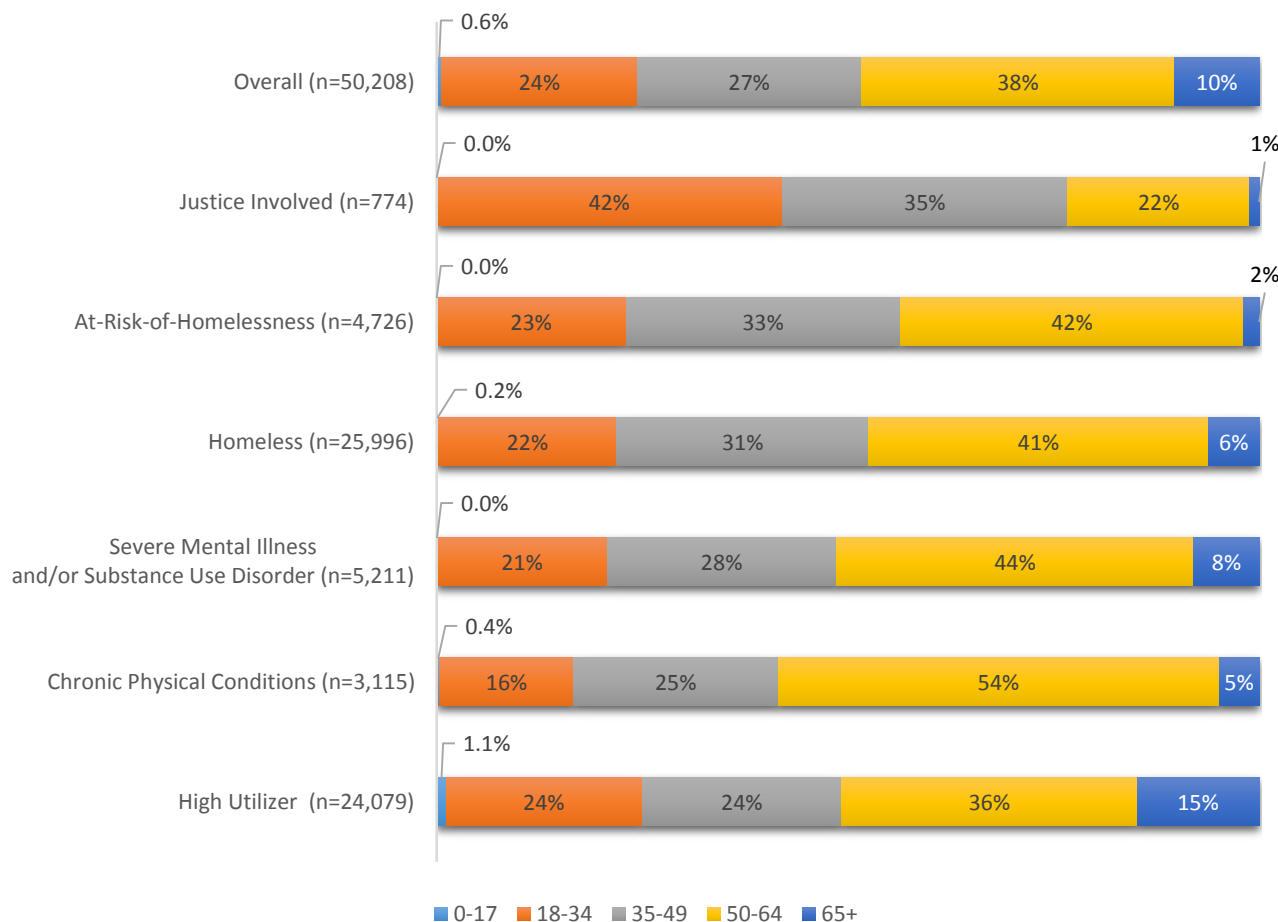
The majority (53%) of the “High Utilizer” target population was female.

The great majority (80%) of the “Justice Involved” target population was male.

Source: Medi-Cal enrollment data.

Notes: Included WPC enrollees from January 2017 through December 2017. Enrollees could be reported in more than one target population.

WPC Enrollee Age by Target Population, January 2017 to December 2017



A total of 50,208 unique individuals ever enrolled in WPC during 2017.

The most common age group of WPC enrollees overall was 50-64 years old (38%).

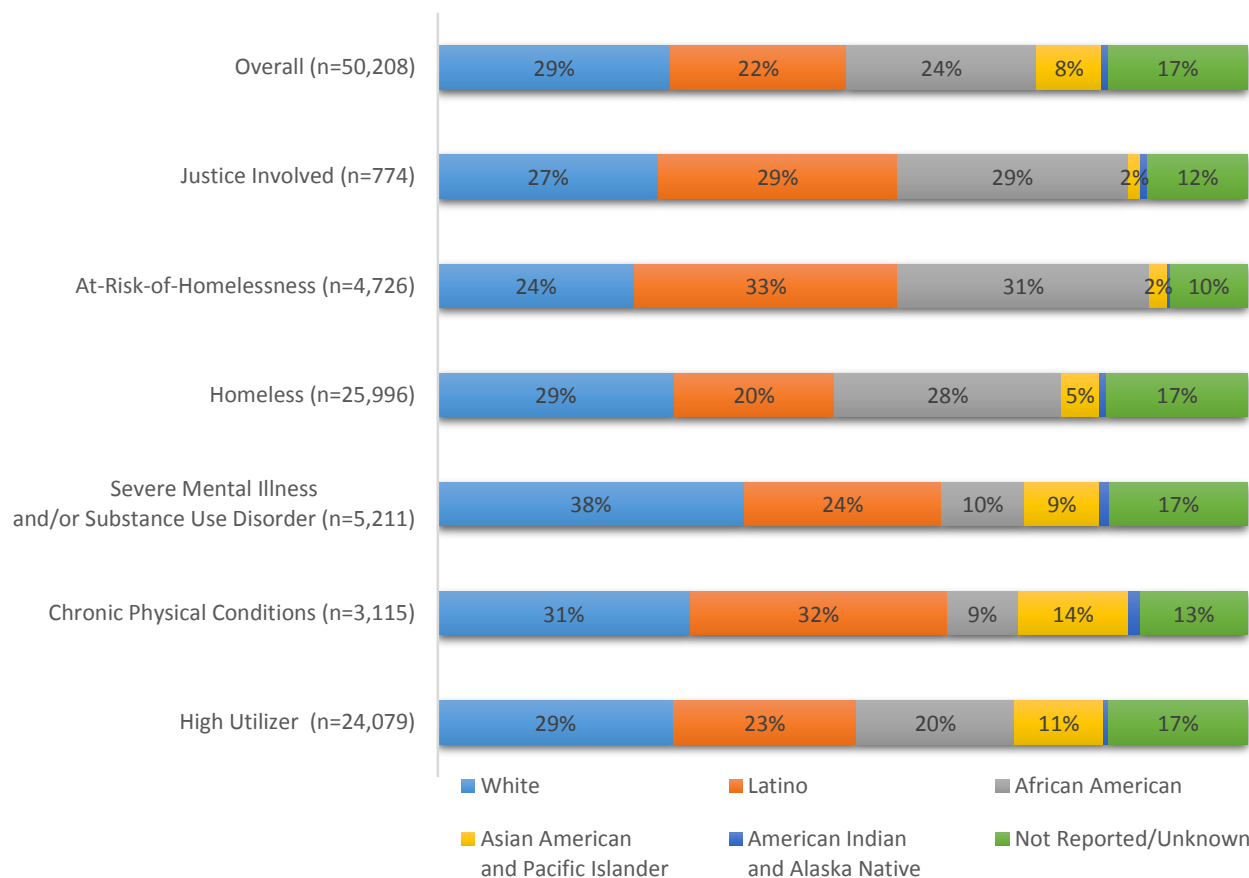
The most common age group of WPC enrollees in the “Justice Involved” target population was 18-34 years old (42%).

Enrollees in the “Chronic Physical Conditions” target population were more often 50 years old and over (59%) compared to the other target populations.

Source: Medi-Cal enrollment data.

Notes: Included WPC enrollees from January 2017 through December 2017. Enrollees could be reported in more than one target population.

WPC Enrollee Race/Ethnicity by Target Population, January 2017 to December 2017



A total of 50,208 unique individuals ever enrolled in WPC during 2017.

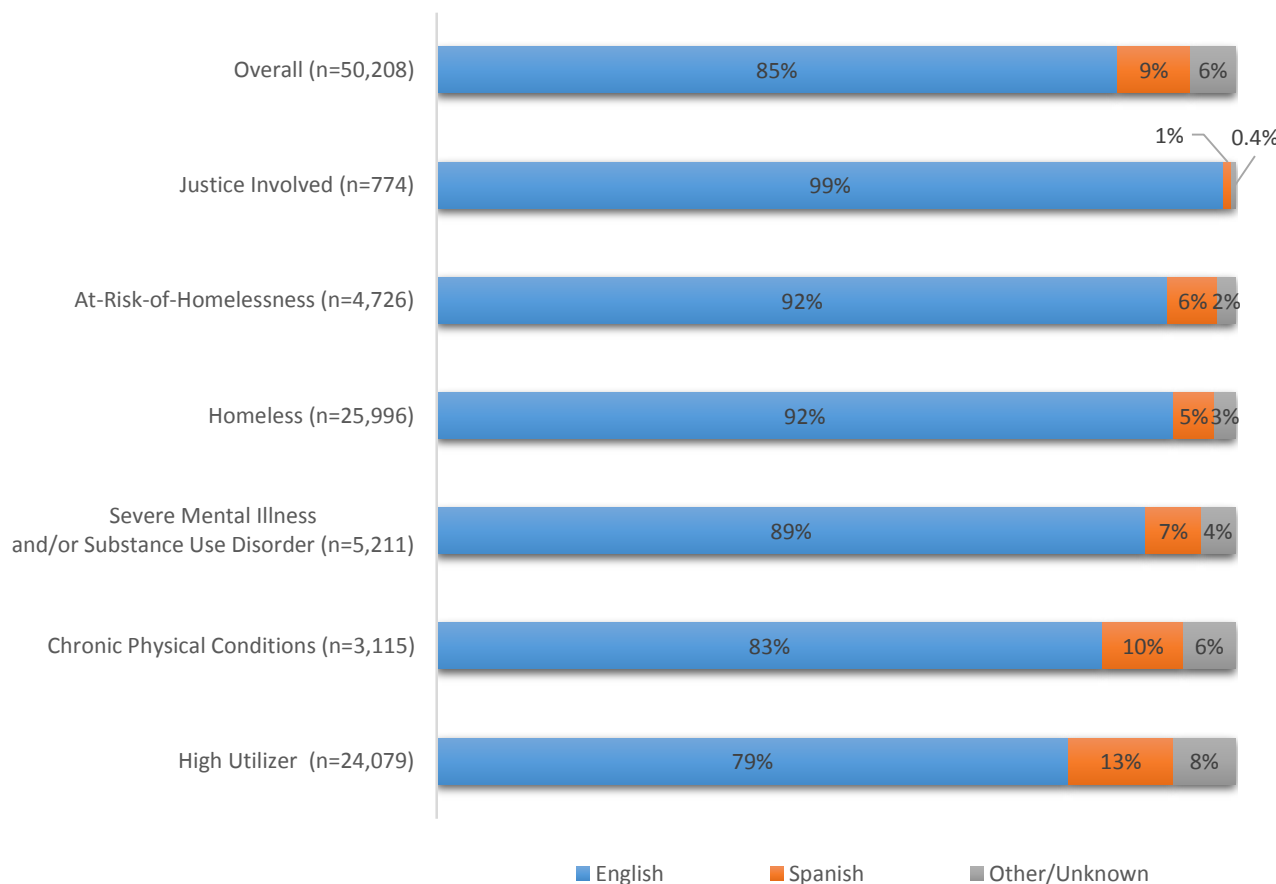
The most common race/ethnicity among WPC enrollees was white (29%), followed by African American (24%) and Latino (22%).

Latino was the most common race/ethnicity group among “Justice Involved” (29%), “Chronic Physical Conditions” (32%) and “At-Risk-of-Homelessness” (33%) target populations.

Source: Medi-Cal enrollment data.

Notes: Included WPC enrollees from January 2017 – December 2017. Enrollees could be reported in more than one target population. Percentages for the American Indian and Alaska Native group are not shown due to small numbers.

WPC Enrollee Primary Language by Target Population, January 2017 to December 2017



A total of 50,208 unique individuals ever enrolled in WPC during 2017.

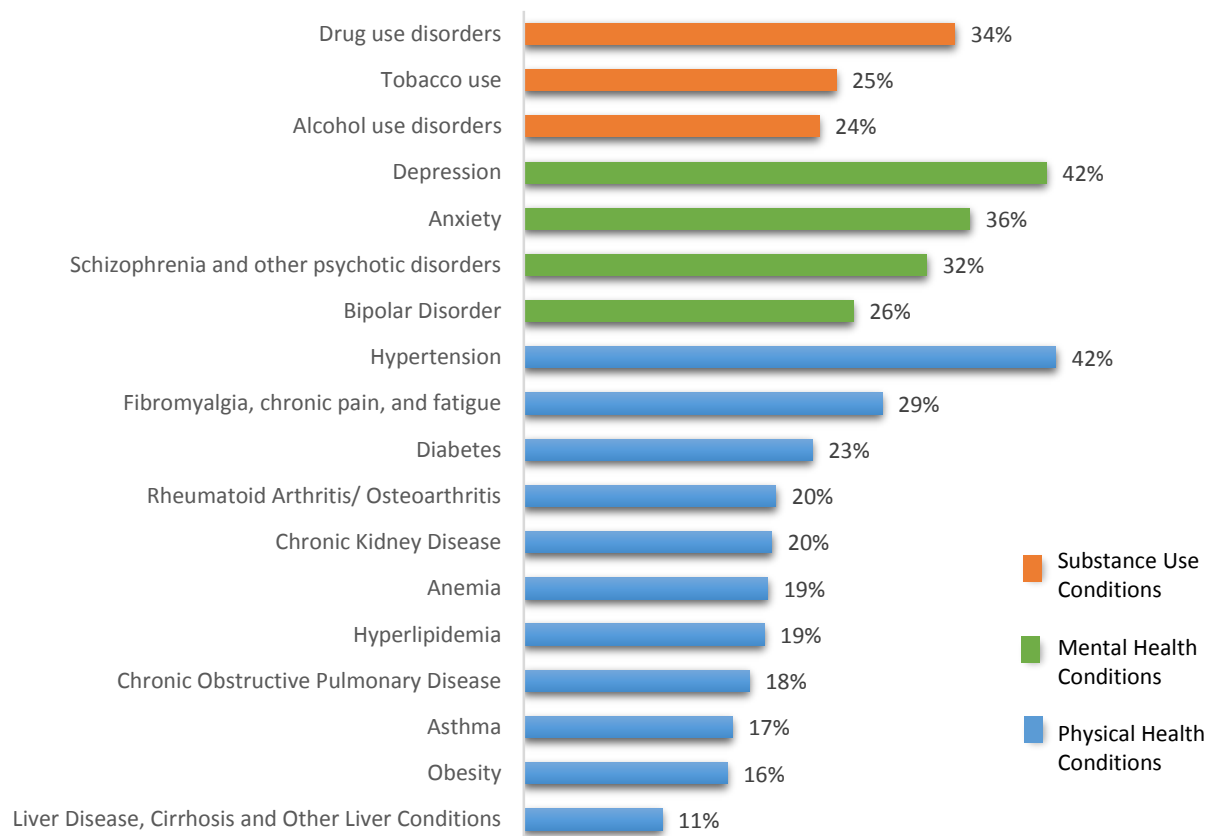
The most common primary language of WPC enrollees overall was English (85%), followed by Spanish (9%).

Enrollees in the “Justice Involved” target population had the lowest percentage (1%) with Spanish as their primary language, while the “High Utilizer” target population had the highest (13%).

Source: Medi-Cal enrollment data.

Notes: Included WPC enrollees from January 2017 through December 2017. Enrollees could be reported in more than one target population.

WPC Enrollee Common Chronic or Disabling Conditions, January 2017 to December 2017



A total of 50,208 unique individuals ever enrolled in WPC during 2017.

The most common physical health condition was hypertension (42%).

The most common mental health conditions was depression (42%).

The most common substance use condition was drug use disorders (34%).

Source: Medi-Cal enrollment, encounters and claims data.

Notes: Included WPC enrollees from January 2017 – December 2017 with at least one Medi-Cal encounter or claim from 2015 to 2018. Chronic and disabling conditions were determined using algorithms developed by the CMS [Chronic Conditions Data Warehouse](#) Conditions were identified based on the primary and secondary diagnosis in each encounter or claim. Only conditions with over 10% prevalence among WPC enrollees were included.