

MEDI-CAL MANAGED CARE PLANS: 2022 QUALITY SCORES BY DOMAIN

Explore how the Medi-Cal managed care plans (MCPs) perform and understand health disparities across all four domains:



Children's Health



Reproductive Health & Cancer Prevention



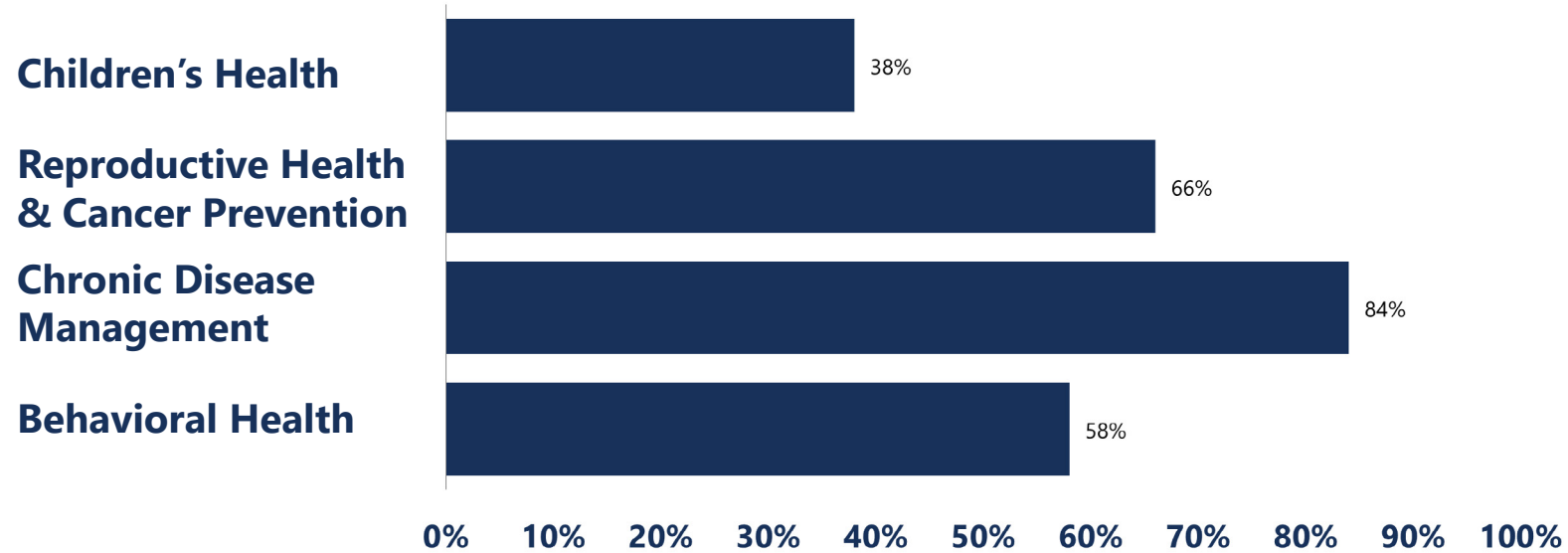
Chronic Disease Management



Behavioral Health

Overview

MCPs that met the DHCS standard (Minimum Performance Level 50th percentile) for Measurement Year 2022 by Domain



Our Commitment to Health Equity

These fact sheets provide insight into the ways that the health of Black, Indigenous, People of Color community members have been harmed by racism. California can do more to assess interventions that reduce disparities in health.

DHCS acknowledges that analyzing data for disparities requires us to categorize populations by self-reported demographic characteristics and that any system of categorization risks further oversimplification. We recognize that behind the population data are the stories of real Medi-Cal members. We use these data to advance equitable access, experiences, and outcomes.

Bold Goals 50x2025

The Comprehensive Quality Strategy introduces the DHCS' Bold Goals: 50x2025 4 initiative that, in partnership with stakeholders across the state, will help achieve significant improvements in Medi-Cal clinical and health equity outcomes by 2025. These goals were identified to ensure a comprehensive quality approach across multiple populations.



Close racial/ethnic disparities in well-child visits and immunizations by 50%



Close maternity care disparity for Black and Native American persons by 50%



Improve maternal and adolescent depression screening by 50%



Improve follow up for mental health and substance use disorder by 50%



Ensure all health plans exceed the 50th percentile for all children's preventive care measures

STATE LEVEL



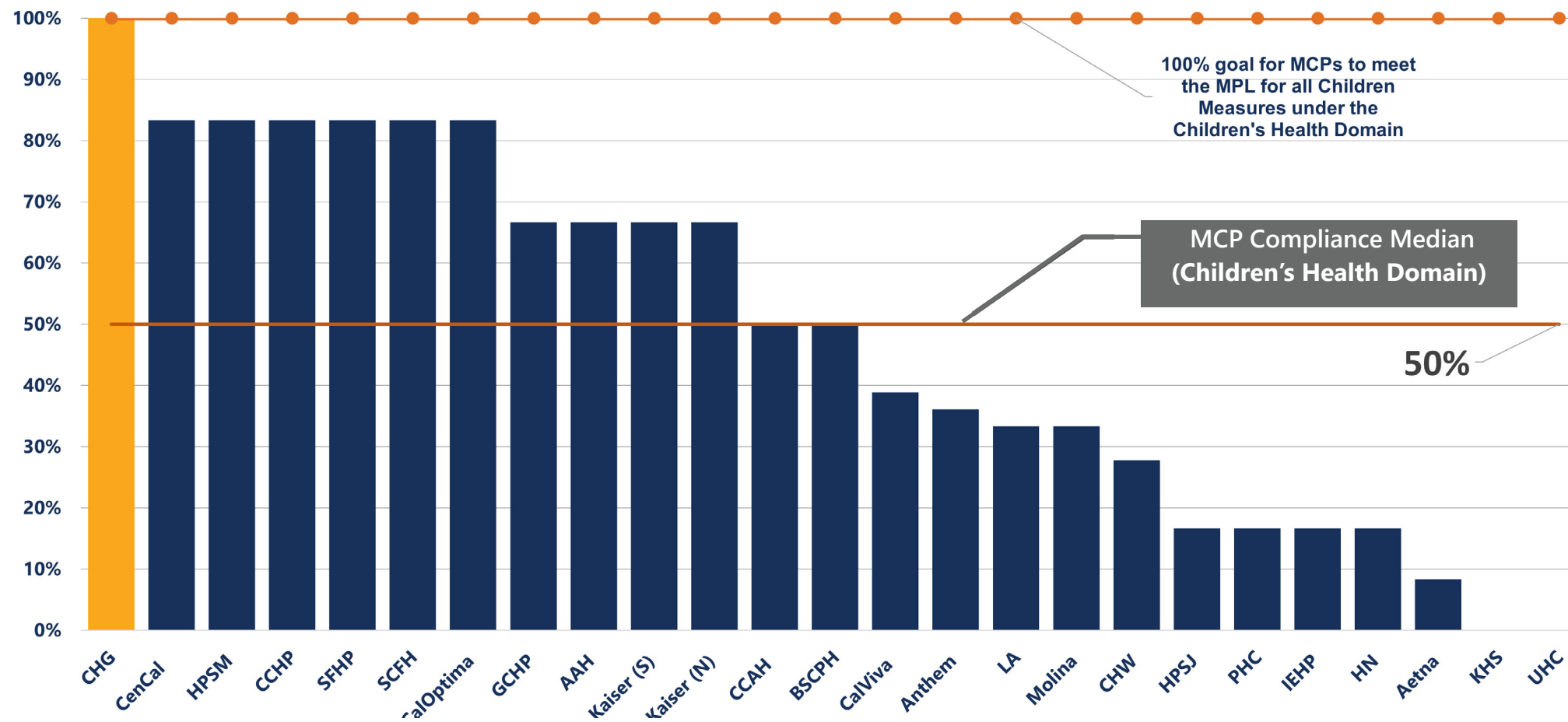
HOW DO MEDI-CAL MANAGED CARE PLANS (MCPs) COMPARE IN CHILDREN'S HEALTH QUALITY?

The graph below shows which plans met DHCS' standard for [key children's health care measures](#).

The children's domain encompasses the following six measures:

1. Child and Adolescent Well-Care Visits (WCV)
2. Childhood Immunization Status C10
3. Immunizations for Adolescents C2
4. Lead Screening in Children (LSC) *(New for MY 2022)*
5. Well-Child Visits in First 30 Months of Life (6 or more visits) (W30-6+)
6. Well-Child Visits in First 30 Months of Life (2 or more visits) (W30-2+)

MCPs* Meeting the DHCS Standard for Children's Health Domain Measures Measurement Year (MY) 2022



18% MCP reporting units*

with 75% or more of measures that met or exceeded DHCS standard

34% MCP reporting units

with 60% or more of measures that met or exceeded DHCS standard

Community Health Group

The only MCP with 100% of children domain measures that met the DHCS standard

Children's Health Domain quality scores lag behind the other domains (Reproductive Health & Cancer Prevention, Chronic Disease Management, and Behavioral Health)

*Note: See appendix for definition of Parent MCPs and MCP reporting units

A HEALTH EQUITY LENS (CHILDREN'S HEALTH DOMAIN)

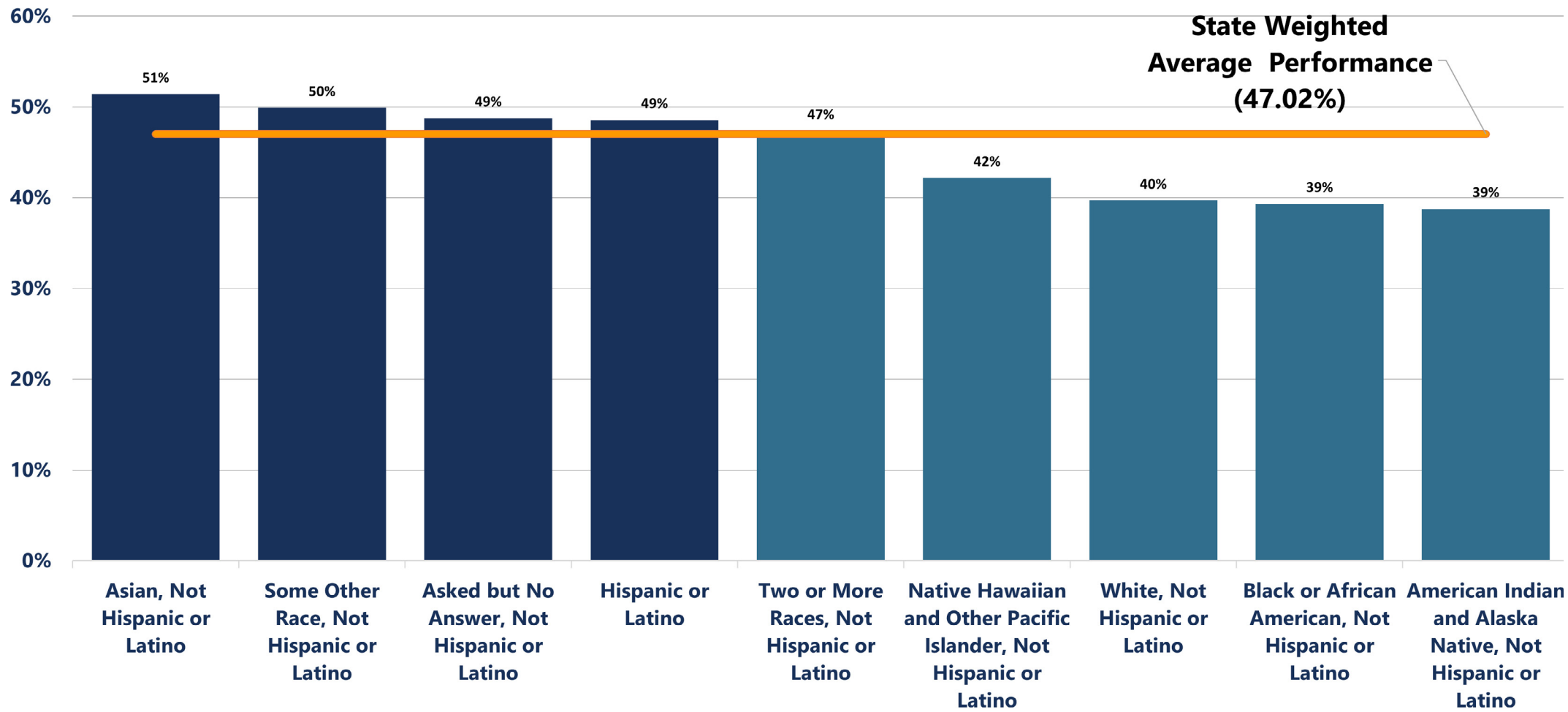
Receiving Well-Child Visits Across Racial/Ethnic Groups in California

The graph below illustrates that California's American Indian and Alaska Native (AI/AN), *Not Hispanic or Latino* children and Black or African American, *Not Hispanic or Latino* are lagging far behind other racial/ethnic group in receiving well-child visits.

Children and Adolescents Receiving Well-Child Visits (WCV)

The percentage of MCP members 3–21 years of age who had at least one comprehensive well-care visit with a primary care provider during a measurement year (MY).

Children and Adolescents Receiving Wellness Visits (MY 2022)



Takeaways from the data:

AI/AN, Not Hispanic or Latino members Enrolled in Medi-Cal

Of six counties reported to have adequate sample size in California, Lassen, Madera, Merced, Solano, Ventura and Yuba were low in the number of AIAN not Hispanic or Latino members, receiving WCV.

44 out of 46 counties

in California were providing fewer WCV to Black/AA members than the state average.

In Madera and Tehama counties,

Black/AA members received WCV at the same rate as the state average.

A HEALTH EQUITY LENS (CHILDREN'S HEALTH DOMAIN)

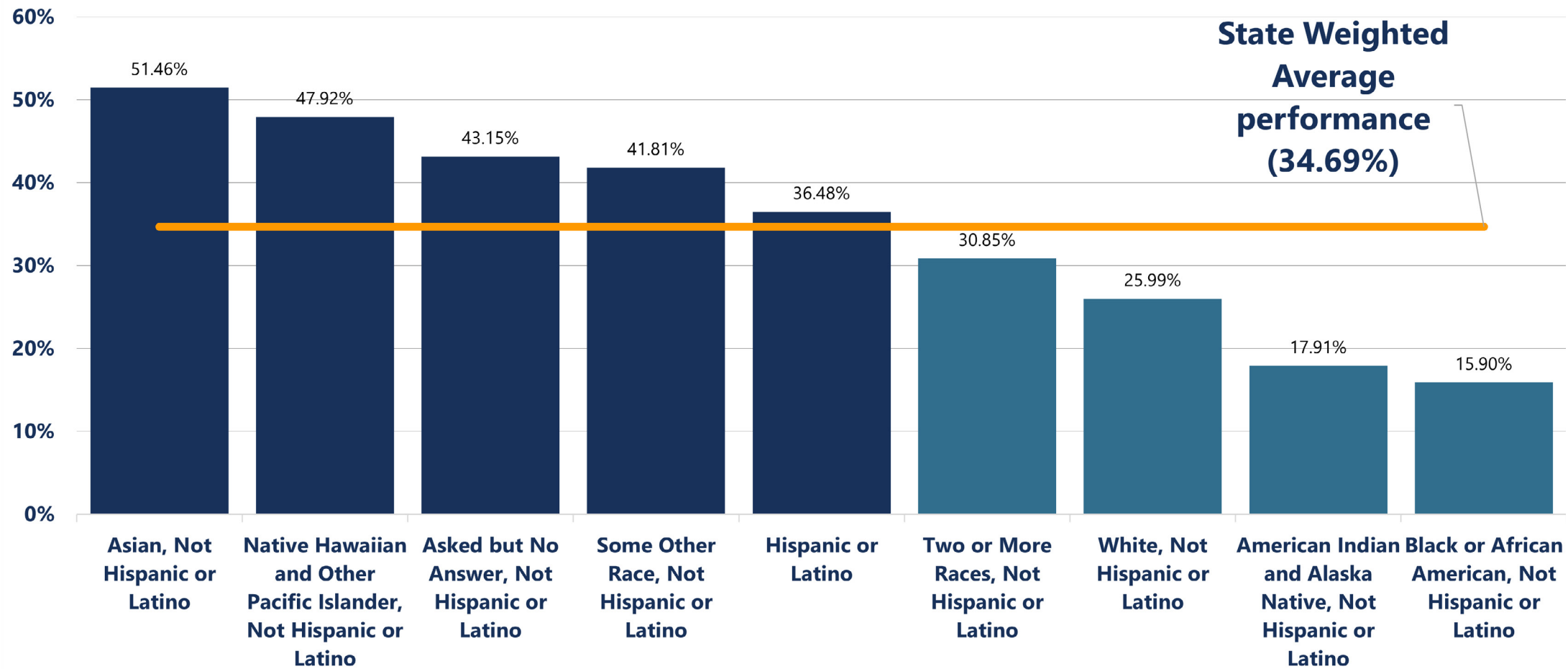
Receiving Well-Care Visits Immunizations & Well-Child Visits Across Racial/Ethnic Groups in California

The graph below illustrates that California's Black or African American, *Not Hispanic or Latino* & American Indian and Alaska Native, *Not Hispanic or Latino* children are lagging far behind other racial/ethnic group in receiving immunizations (CIS-10) in several counties.

Children Receiving CIS-10 Immunizations in MY 2022

The percentage of children 2 years of age who had Combination 10 vaccines by their second birthday.

Children Receiving Immunization in MY 2022



Takeaways from the data:

Fresno, Kern, Los Angeles and Riverside

Counties where most Black or AA children are not receiving immunizations (CIS-10).

17% or less of Black or AA children in these counties received immunizations (CIS-10)

San Francisco and Solano

Black or AA children surpassed the California state average in receiving immunizations (CIS-10) that they need in 2 out of 12 counties.

More Black or AA children (41%) received immunizations (CIS-10) in San Francisco compared to California (34.69%).

More Black or AA children (37%) received immunizations (CIS-10) in Solano compared to California (34.69%).



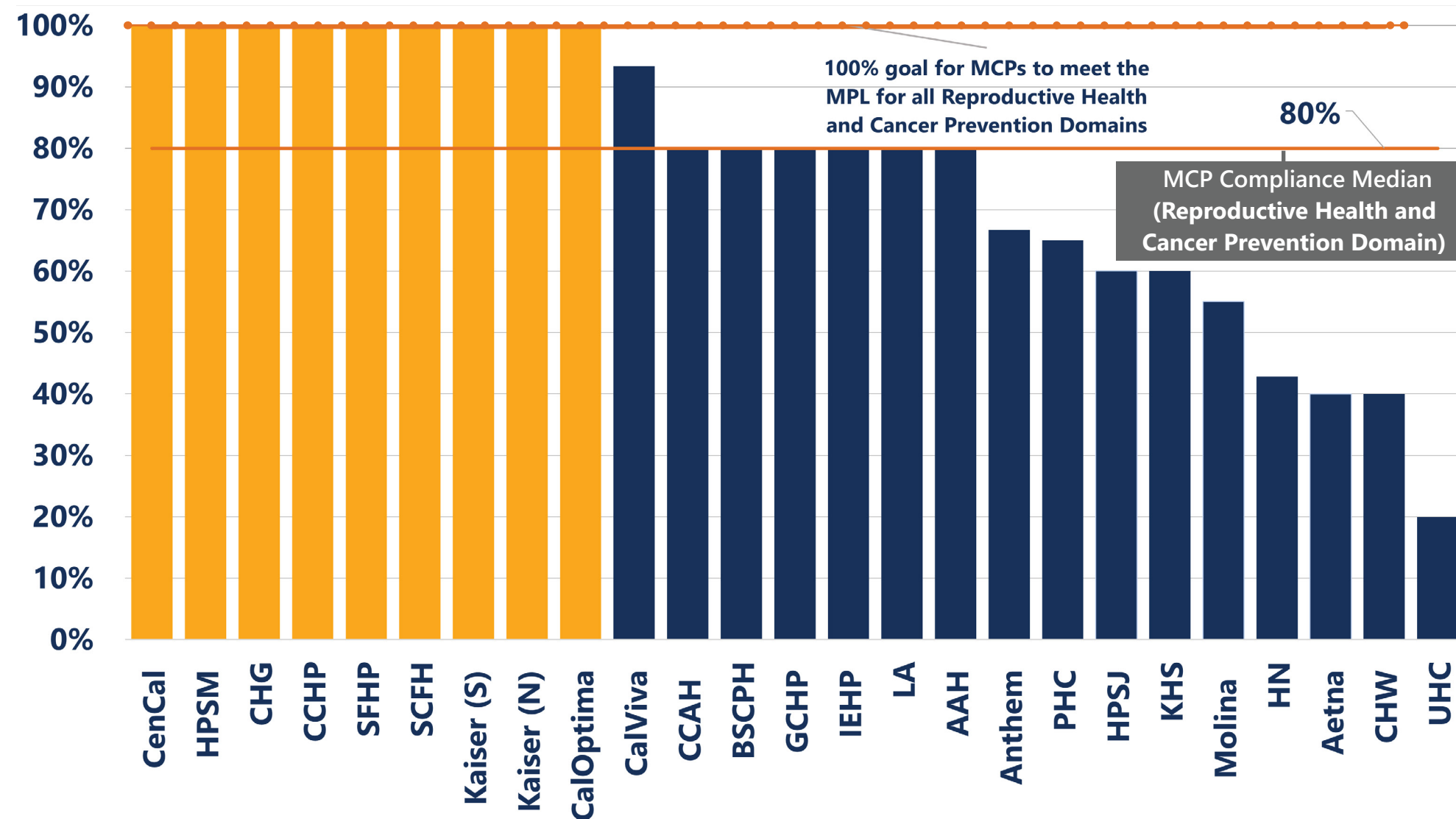
HOW DO MEDI-CAL MCPs COMPARE ACROSS REPRODUCTIVE HEALTH AND CANCER PREVENTION?

The graph below shows which plans met DHCS' standard for [key health care measures](#) for Reproductive and Cancer domains.

This encompasses the following five measures:

1. Breast Cancer Screening
2. Cervical Cancer Screening
3. Chlamydia Screening in Birthing People
4. Prenatal and Postpartum Care: Timeliness of Prenatal Care
5. Prenatal and Postpartum Care: Postpartum Care

MCPs Meeting the DHCS Standard for Reproductive Health And Cancer Prevention Domain MY 2022



50% MCP reporting units

with 75% or more of measures that met or exceeded DHCS standard

68% MCP reporting units

with 60% or more of measures that met or exceeded DHCS standard

36% of MCPs

MCPs with 100% of measures that met DHCS standard

Reproductive Health and Cancer Prevention Domain performance is higher than Children's Health and Behavioral Health Domains but lower compared to Chronic Disease Management Domain.

*Note: See appendix for definition of Parent MCPs and MCP reporting units

A HEALTH EQUITY LENS (REPRODUCTIVE HEALTH & CANCER PREVENTION DOMAIN)

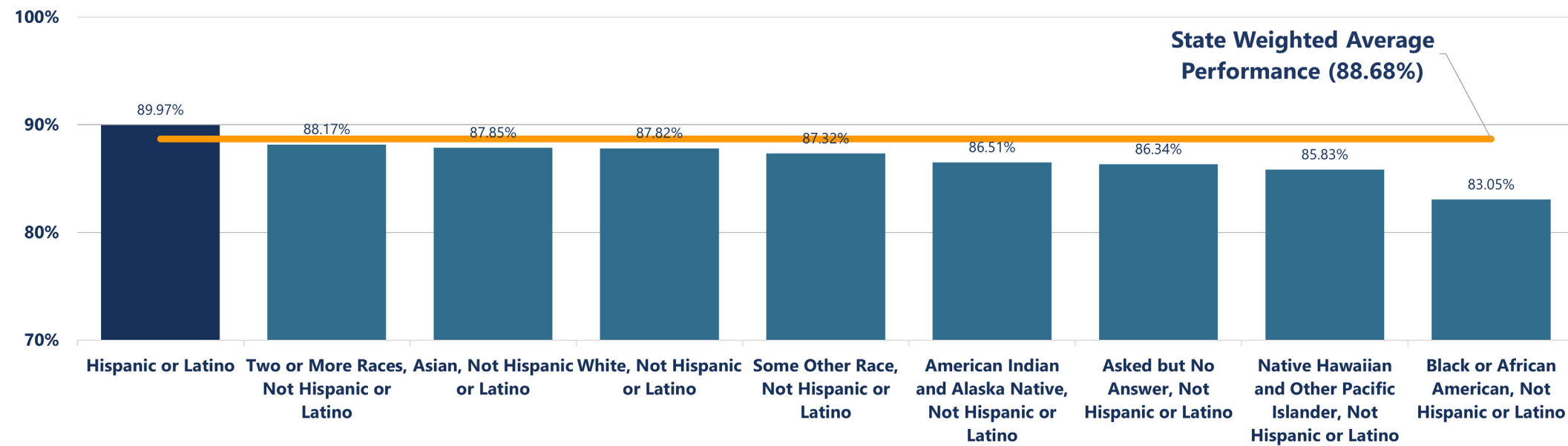
Receiving Prenatal and Postpartum Care Across Racial/Ethnic Groups in California

The graph below illustrates that California's Black or African American (AA), not Hispanic or Latino Birthing People are lagging far behind other racial/ethnic group in receiving Postpartum Visits.

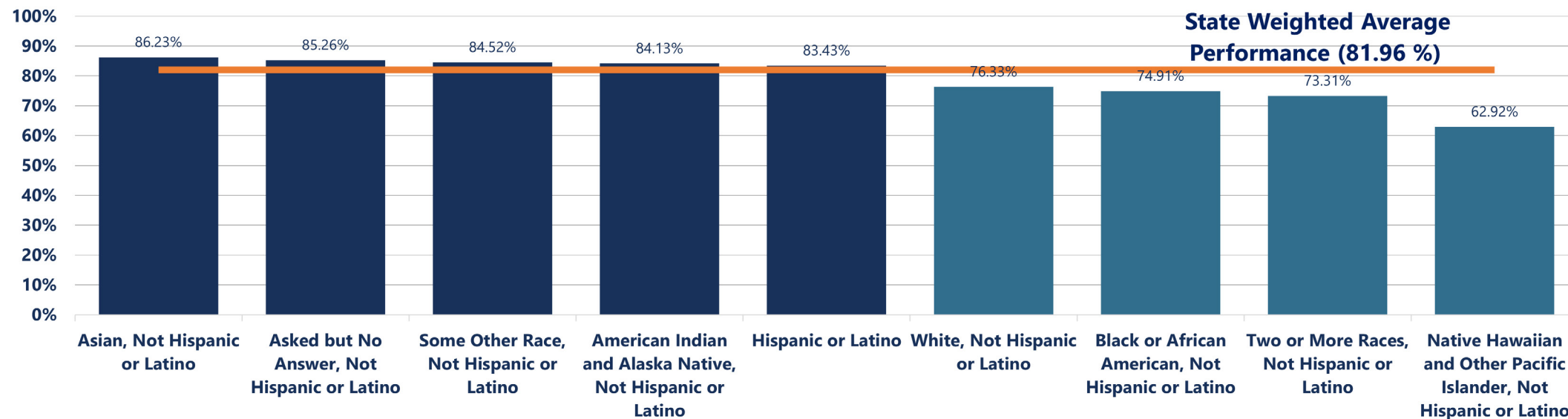
Birthing People Receiving Timely Prenatal Visits in MY 2022

Birthing People had a prenatal care visit in the first trimester, on or before the enrollment start date or within 42 days of enrollment in the organization.

Birthing People Receiving Prenatal Visits in MY 2022



Birthing People Receiving Post-Partum Care (MY 2022)



Takeaways from the data:

Sacramento, Fresno, Contra Costa and San Francisco

have Black or AA Birthing People receiving Prenatal Visit Checks that are comparable with California's state weighted average performance of 88.68% for PPC Pre.

In 67% of counties

with adequate sample size (8 out of 12) most Black/AA Birthing People are not receiving postpartum visits.



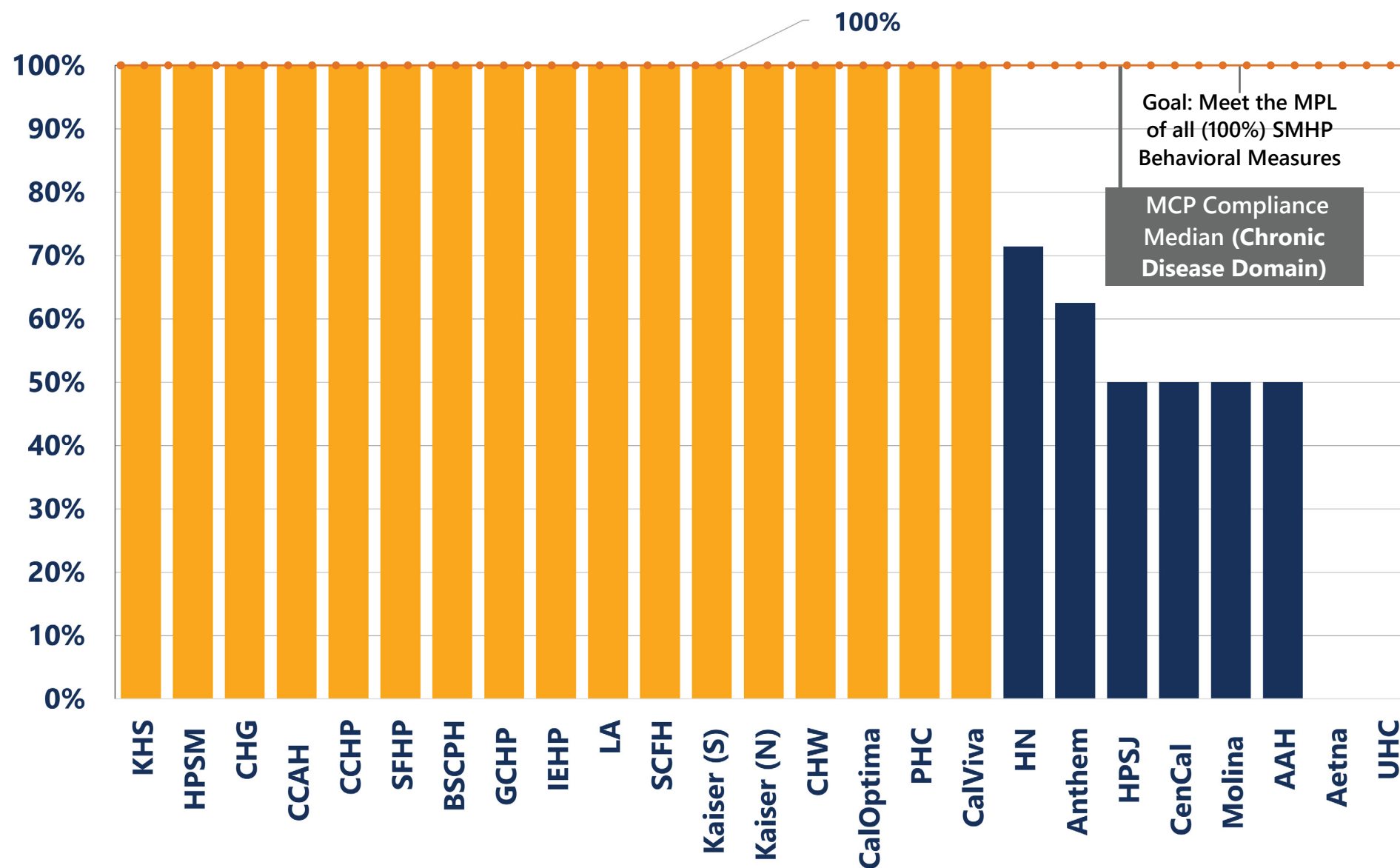
HOW DO MEDI-CAL MCPs COMPARE TO THEIR PEERS IN CHRONIC DISEASE MANAGEMENT?

The graph below shows which plans met DHCS' standard [key health care measures](#) for the Chronic Disease Management domain.

The chronic disease domain encompasses the following two measures:

1. Hemoglobin A1c Control for Patients With Diabetes – HbA1c Poor Control (> 9%)
2. Controlling High Blood Pressure

MCPs* Meeting The DHCS Standard For Chronic Disease Management Domain MY 2022



*Note: See appendix for definition of MCPs and MCP reporting units

63% MCP reporting units*
with 75% or more of measures above DHCS standard

63% MCP reporting units*
with 60% or more of measures above DHCS standard

68% MCPs
with 100% of measures that met DHCS standard

Chronic Disease Management Domain shows the highest performance compared to Children's Health, Reproductive Health and Cancer Prevention, and Behavioral Health.



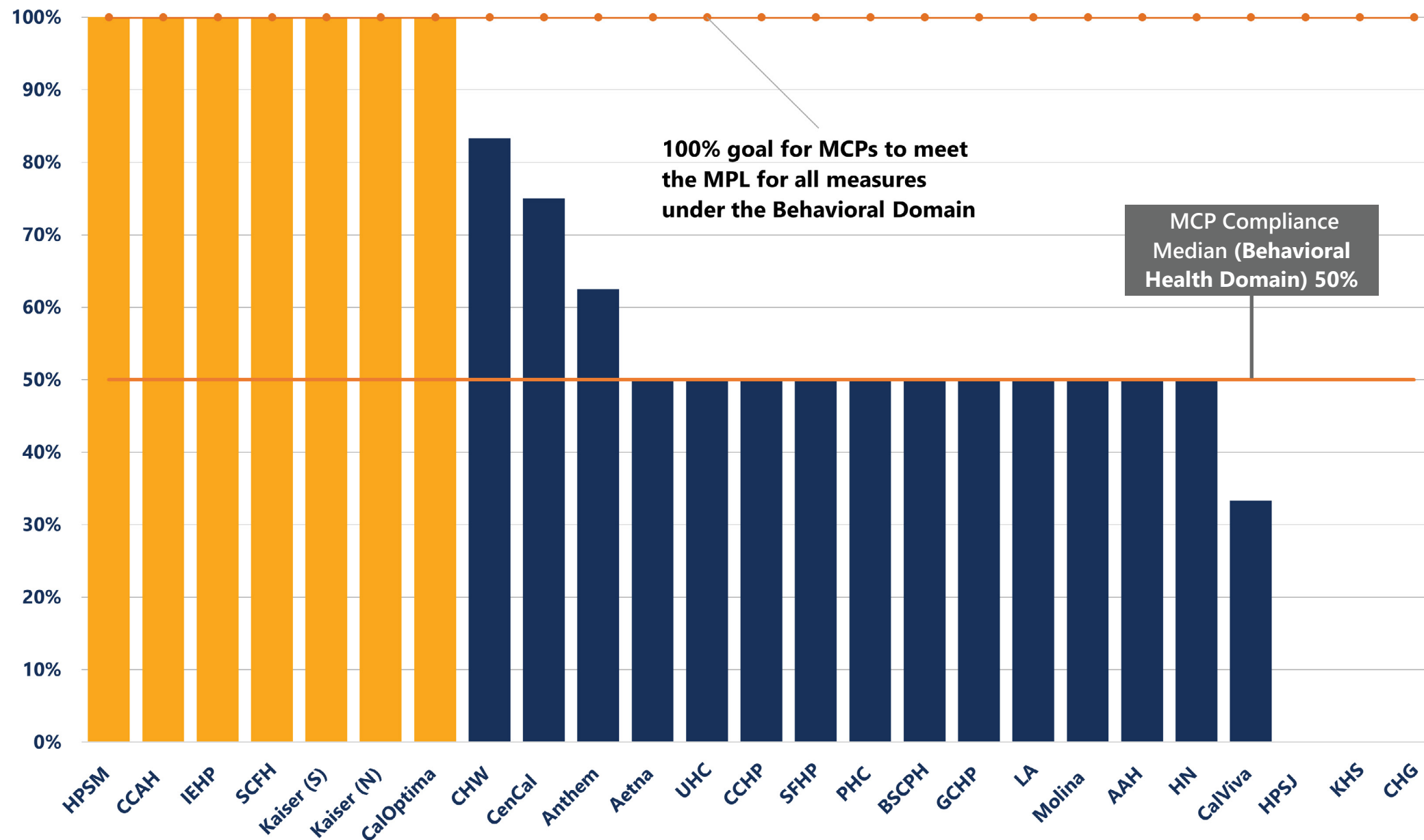
HOW DO MEDI-CAL MCPs COMPARE TO THEIR PEERS IN BEHAVIORAL HEALTH DOMAIN?

The graph below shows which plans met DHCS' standard for [key health care measures](#) for the Behavioral Health Domain.

The behavioral health domain encompasses the following two measures:

1. FUM-30 - Follow-Up After Emergency Department Visit for Mental Illness
2. FUA-30 - Follow-Up After Emergency Department Visit for Alcohol and Other Drug Abuse or Dependence

MCPs* Meeting the DHCS Standard For Behavioral Health Domain Measures



30% MCP reporting units*
with 75% or more of measures above DHCS standard

30% MCP reporting units*
with 60% or more of measures above DHCS standard

28% of MCPs
with 100% of measures that met DHCS standard

Behavioral Health Domain is higher than Children's Health Domain, but lower than Reproductive Health and Prevention and Chronic Disease Management Domains.

*Note: See appendix for definition of MCPs and MCP reporting units

APPENDIX

Managed Care Plan (MCP) Legend			
MCP Acronym	*Parent MCP Name (main MCP organization that is contracted with DHCS)	Number of Reporting Units	*Reporting Unit(s) (individual county or clusters of counties that the parent MCP manages)
Aetna	Aetna Better Health of California	2	Sacramento, San Diego
AAH	Alameda Alliance for Health	1	Alameda
Anthem	Blue Cross of California Partnership Plan, Inc., DBA Anthem Blue Cross Partnership Plan	12	Alameda, Contra Costa, Fresno, Kings, Madera, Region 11, Region 22, Sacramento, San Benito, San Francisco, Santa Clara, Tulare
BSCPH	Blue Shield of CA (Promise)	1	San Diego
CalOptima	CalOptima	1	Orange
CalViva	CalViva Health	3	Fresno, Kings, Madera
CCAH	Central California Alliance for Health	2	Merced, Monterey/Santa Cruz
CCHP	Contra Costa Health Plan	1	Contra Costa
CenCal	CenCal Health	2	San Luis Obispo, Santa Barbara
CHG	Community Health Group	1	San Diego
CHW	California Health & Wellness	3	Imperial, Region ¹ , Region ²
GCHP	Gold Coast Health Plan	1	Ventura

Managed Care Plan (MCP) Legend (Continued)			
MCP Acronym	*Parent MCP Name (main MCP organization that is contracted with DHCS)	Number of Reporting Units	*Reporting Unit(s) (individual county or clusters of counties that the parent MCP manages)
HN	Health Net Community Solutions, Inc.	7	Kern, Los Angeles, Sacramento, San Diego, San Joaquin, Stanislaus, Tulare
HPSJ	Health Plan of San Joaquin	2	San Joaquin, Stanislaus
HPSM	Health Plan of San Mateo	1	San Mateo
IEHP	Inland Empire Health Plan	1	Riverside/San Bernardino
Kaiser (S)	Kaiser SoCal	1	San Diego
Kaiser (N)	Kaiser NorCal	1	Sacramento, Amador, El Dorado, Placer
KHS	Kern Health Systems	1	Kern
L.A. Care	L.A. Care Health Plan	1	Los Angeles
Molina	Molina Healthcare of California	4	Imperial, Riverside/San Bernardino, Sacramento, San Diego
PHC	Partnership HealthPlan of California	4	Northeast ³ , Northwest ⁴ , Southeast ⁵ , Southwest ⁶
SCFHP	Santa Clara Family Health Plan	1	Santa Clara
SFHP	San Francisco Health Plan	1	San Francisco
UHC	UnitedHealthcare Community Plan	1	San Diego

Superscript Legend

Superscript	Name	Counties
1	Region 1	Butte, Colusa, Glenn, Plumas, Sierra, Sutter, Tehama
2	Region 2	Alpine, Amador, Calaveras, El Dorado, Inyo, Mariposa, Mono, Nevada Placer, Tuolumne, Yuba
3	Northeast	Lassen, Modoc, Shasta, Siskiyou, Trinity
4	Northwest	Del Norte, Humboldt
5	Southeast	Napa, Solano, Yolo
6	Southwest	Lake, Marin, Mendocino, Sonoma