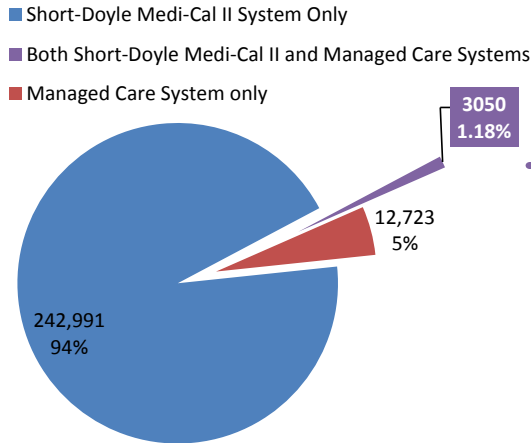
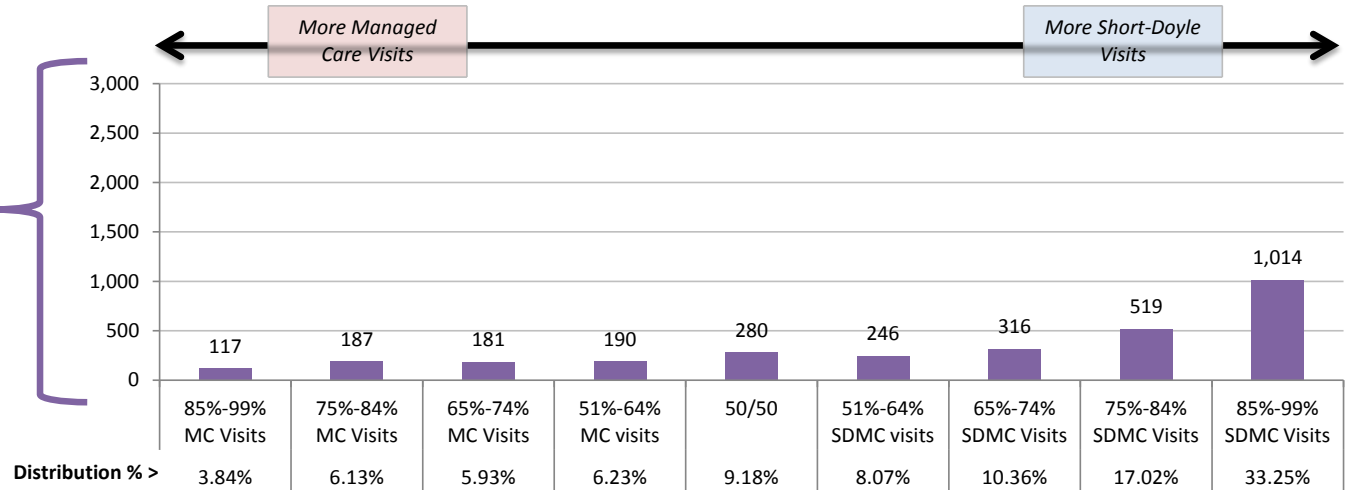


Youth Under 21 Receiving Psychosocial Services Statewide by Fiscal Year as of 9/7/2017

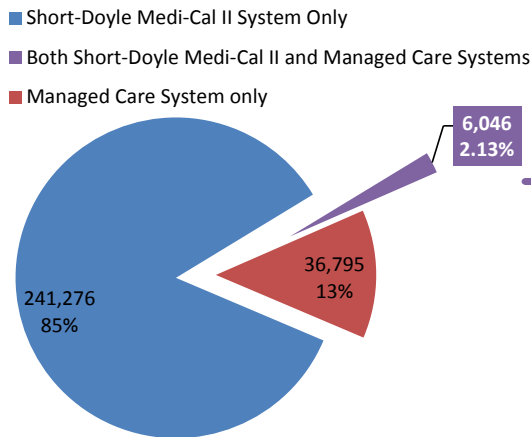
**Unique Count of Youth Under 21 Receiving Psychosocial Services
FY 2013-2014,
By DHCS Health Care Delivery System**



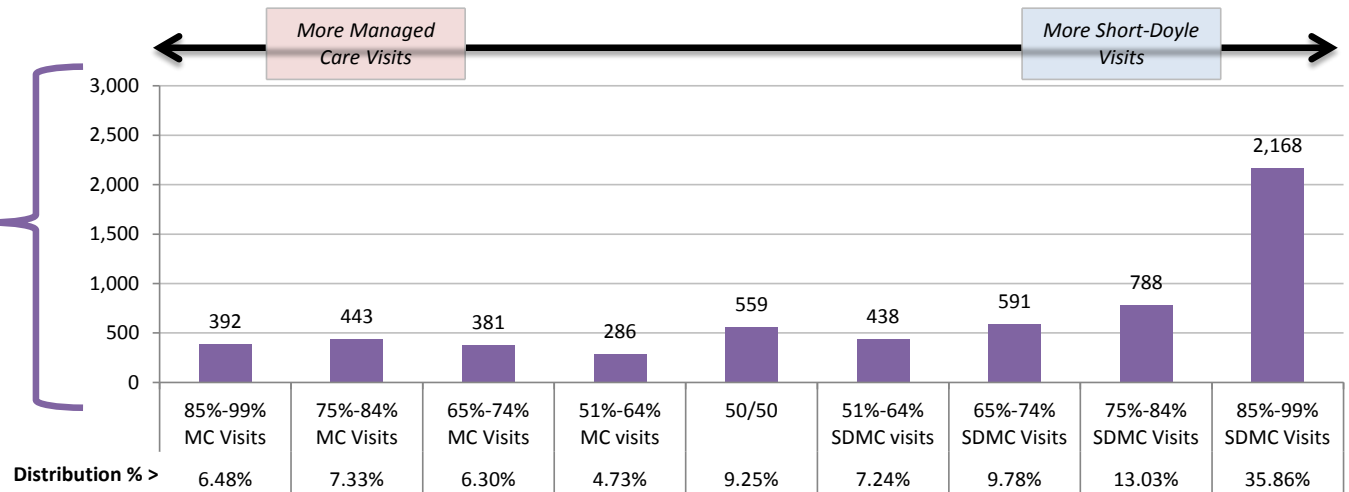
**Unique Count of Youth Under 21 Receiving Psychosocial Services in Short-Doyle II and Managed Care Systems in the same FY
FY 2013-2014, n = 3,050**



**Unique Count of Youth Under 21 Receiving Psychosocial Services
FY 2014-2015,
By DHCS Health Care Delivery System**



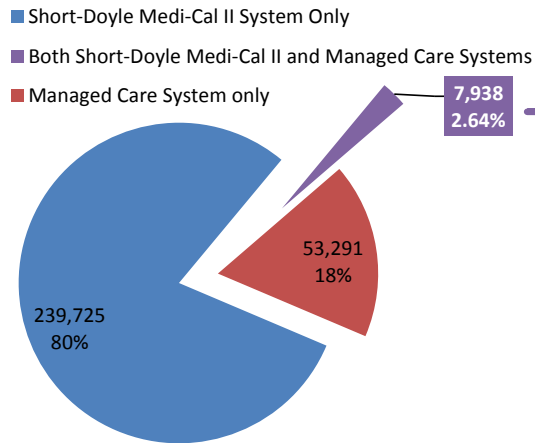
**Unique Count of Youth Under 21 Receiving Psychosocial Services in Short-Doyle II and Managed Care Systems in the same FY
FY 2014-2015, n = 6,046**



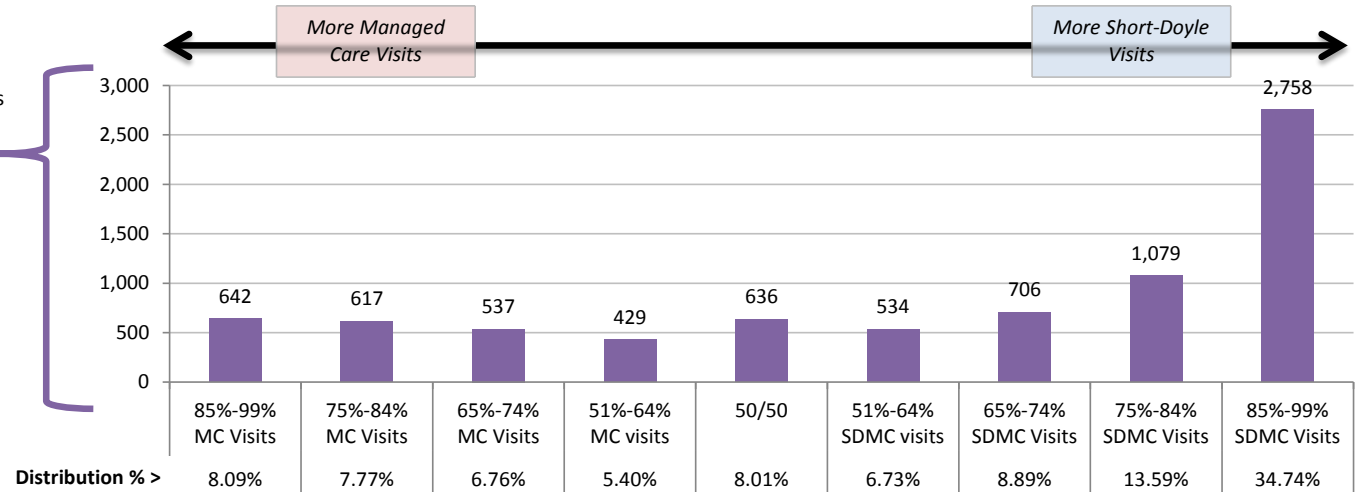
Please note: The purpose of this report is to serve as a proxy for tracking mental health referrals between the Short-Doyle II and Managed Care systems.

Youth Under 21 Receiving Psychosocial Services Statewide by Fiscal Year as of 9/7/2017

**Unique Count of Youth Under 21 Receiving Psychosocial Services
FY 2015-2016,
By DHCS Health Care Delivery System**



**Unique Count of Youth Under 21 Receiving Psychosocial Services in Short-Doyle II and Managed Care Systems in the same FY
FY 2015-2016, n = 7,938**



Please note: The purpose of this report is to serve as a proxy for tracking mental health referrals between the Short-Doyle II and Managed Care systems.