

---

# Coordinated Care Initiative Update

*Stakeholder Advisory Committee (SAC) Meeting  
February 2015*



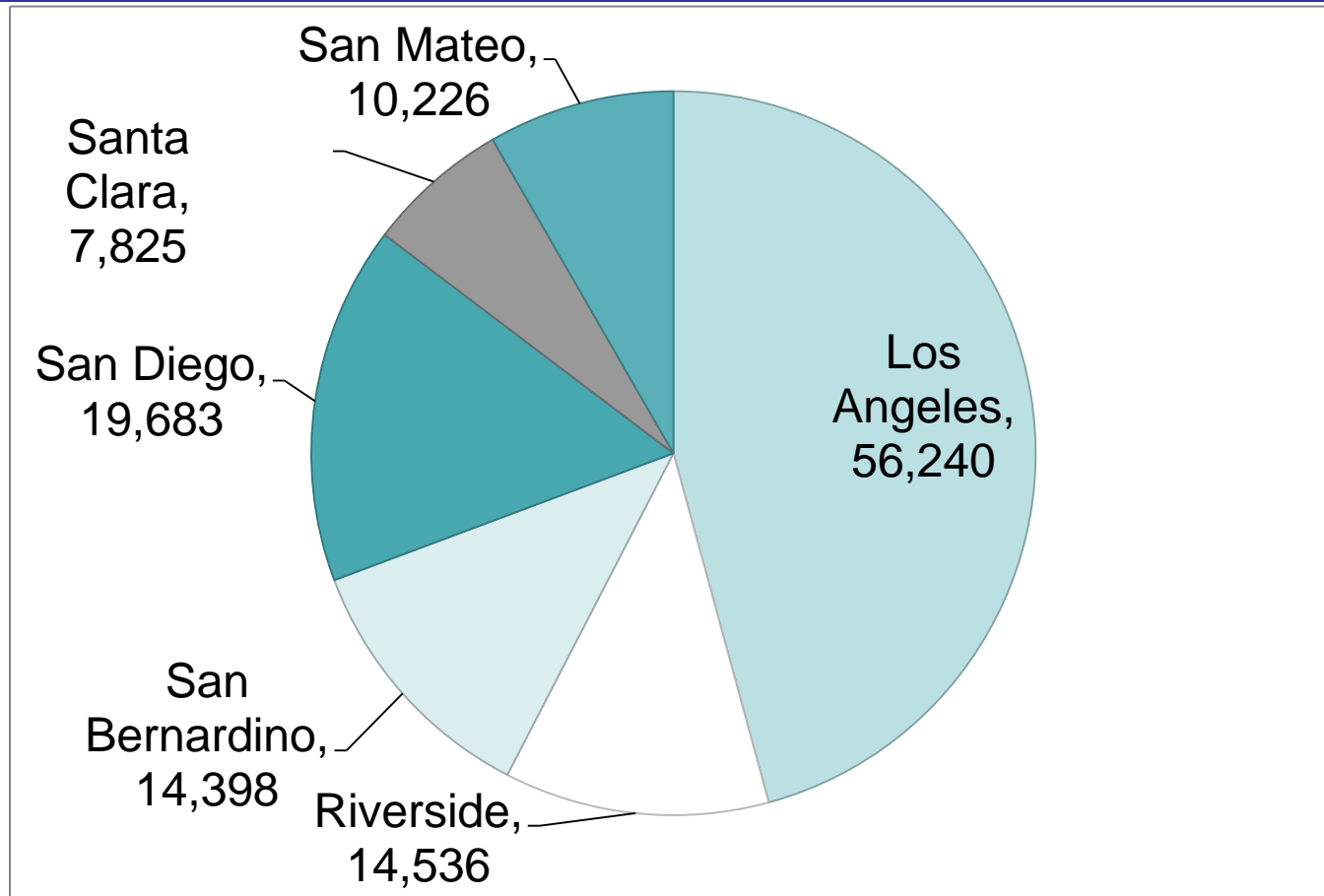
# Today's Update

---

- Enrollment Update
- Opt Out Data
- HRA Completion Data



# Enrollment Update January 1



# Enrollment Update

## Projected Enrollment

County	Enrollment as of 1/15	Feb Pending Enrollment	Mar Pending Enrollment	Total Projected Enrollment for Mar
San Mateo	10,226	1	0	10,227
Riverside	14,536	1,086	1,501	17,123
San Bernardino	14,398	1,073	1,386	16,857
San Diego	19,683	1,776	2,427	23,886
Los Angeles	56,240	6,999	12,276	75,515
Santa Clara	7,825	1,307	1,875	11,007
<b>Total</b>	<b>122,908</b>	<b>12,242</b>	<b>19,465</b>	<b>154,615</b>



# Opt Out Data

## All Eligible Beneficiaries - January 2015

County	Enrolled	Opt Out	Disenrolled <sup>1</sup>
Los Angeles	32%	55%	13%
Riverside	53%	36%	11%
San Bernardino	51%	38%	11%
San Diego	42%	44%	14%
San Mateo <sup>2</sup>	85%	13%	3%
Santa Clara	59%	41%	0% <sup>3</sup>
<b>TOTAL</b>	<b>40%</b>	<b>48%</b>	<b>12%</b>
Total w/o LA	52%	38%	10%

<sup>1</sup> Disenrolled includes those involuntarily disenrolled, such as those who lose Medi-Cal benefits.

<sup>2</sup> San Mateo information is derived from the CMC Dashboard Data, since Health Plan of San Mateo is responsible for its own enrollment, we do not currently have the data available broken out by population.

<sup>3</sup> Santa Clara did not start enrollment until January 2015.



# Opt Out Data

## IHSS Consumers vs Others - January 2015

County	IHSS			Non-IHSS		
	Enrolled	Opt Out	Disenrolled <sup>1</sup>	Enrolled	Opt Out	Disenrolled <sup>1</sup>
Los Angeles	20%	66%	13%	39%	48%	12%
Riverside	43%	43%	15%	56%	34%	10%
San Bernardino	42%	45%	14%	54%	36%	10%
San Diego	30%	53%	17%	45%	41%	14%
Santa Clara	49%	51%	0% <sup>2</sup>	62%	37%	0% <sup>2</sup>
<b>TOTAL</b>	<b>26%</b>	<b>61%</b>	<b>13%</b>	<b>45%</b>	<b>44%</b>	<b>12%</b>
Total w/o LA	39%	48%	13%	52%	38%	11%

<sup>1</sup> Disenrolled includes those involuntarily disenrolled, such as those who lose Medi-Cal benefits.

<sup>2</sup> Santa Clara did not start enrollment until January 2015.

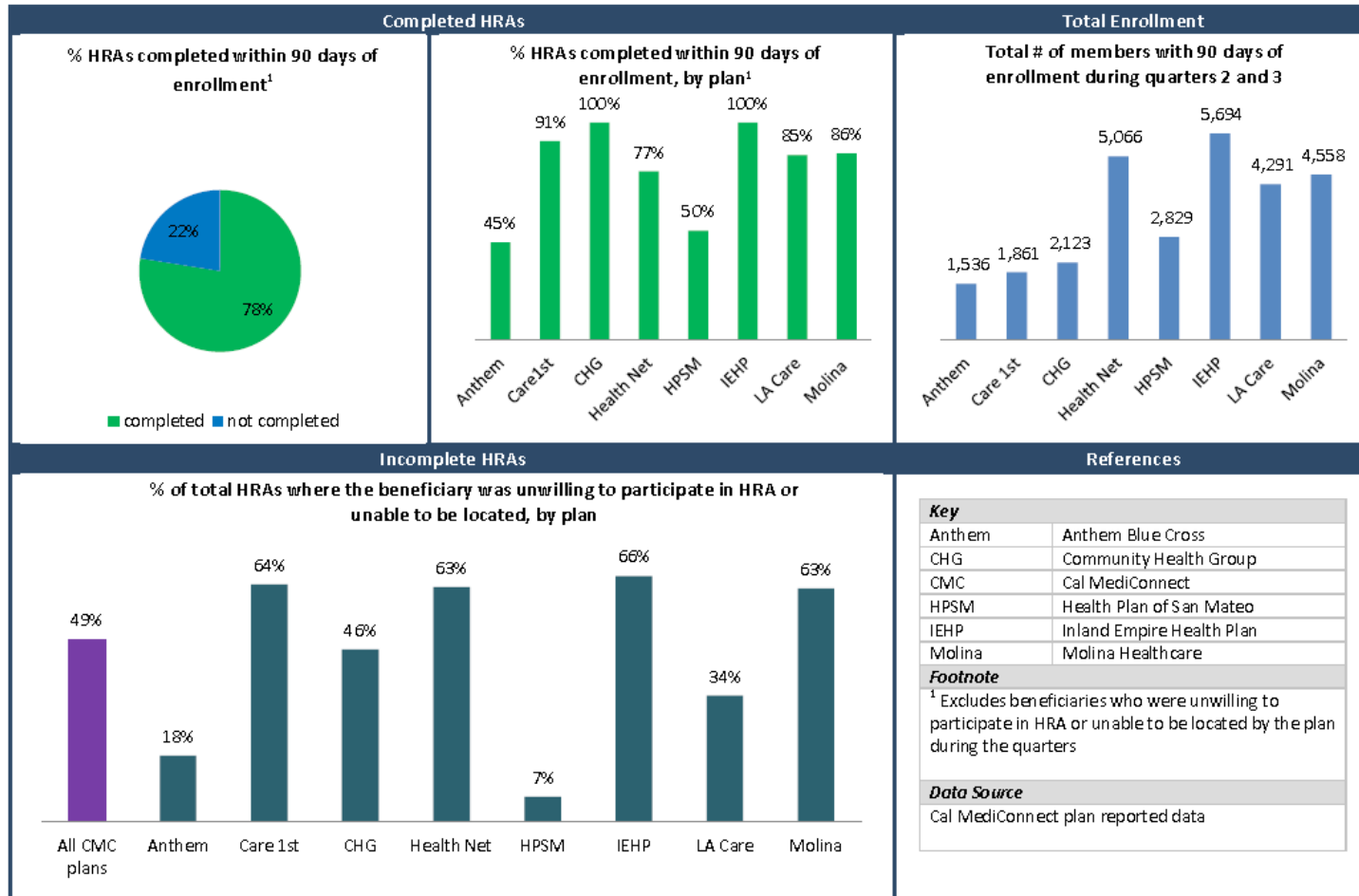


# HRA Dashboard

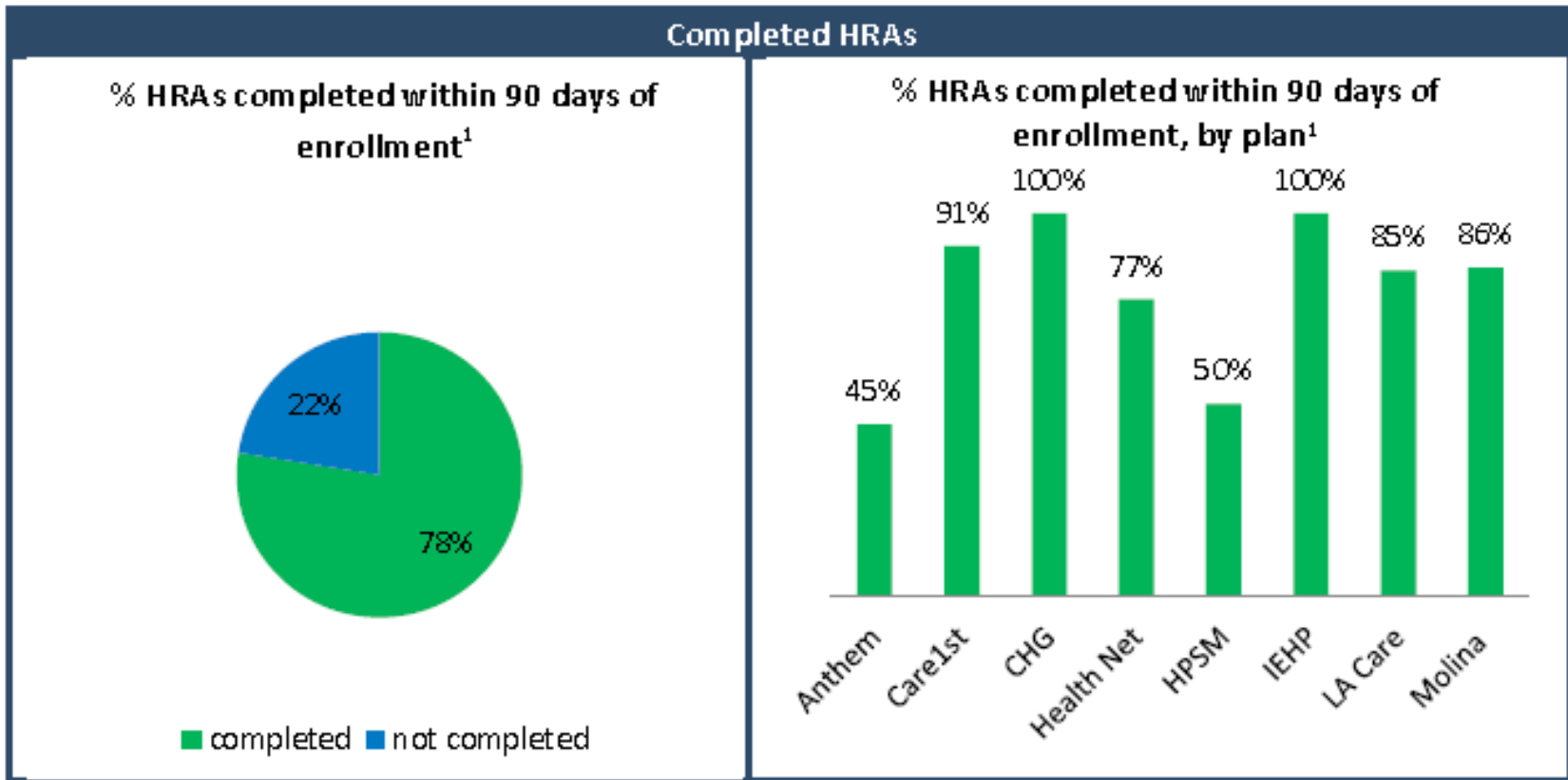


## Cal MediConnect Health Risk Assessment (HRA) Dashboard

HRA's completed within 90 days of enrollment during Quarters 2 and 3 (April – September 2014)



# Completed HRAs



# Incomplete HRAs

