



# **COUNTY LOCAL HOMELESSNESS PLAN**

**Kern County**

**HOUSING AND HOMELESSNESS INCENTIVE PROGRAM**

June 30, 2022

## PURPOSE OF THIS LOCAL HOMELESSNESS PLAN TEMPLATE

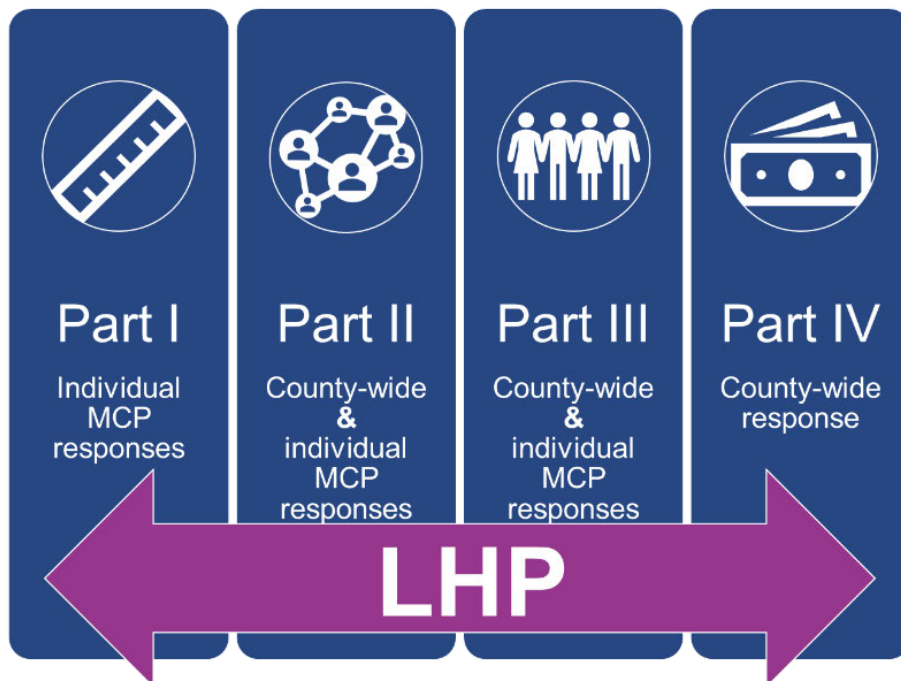
The Housing and Homelessness Incentive Program (HHIP) is a voluntary incentive program through which Medi-Cal Managed Care Plans (MCPs) may earn incentive funds for improving health outcomes and access to whole person care services by addressing homelessness and housing insecurity as social drivers of health and health disparities.

The California Department of Health Care Services (DHCS) is providing this Local Homelessness Plan (LHP) Template as a required submission component for MCPs seeking to participate in HHIP.

MCPs must collaborate with their local Continuums of Care (CoCs) and, if applicable, other MCPs operating in the same county to complete **one county Local Homelessness Plan (LHP)** (this Word file template). In addition, **each MCP** must complete a unique MCP LHP (see separate Excel template for this submission). For counties where multiple MCPs operate, the MCPs should select one organization to submit the county LHP to DHCS. Unique MPC LHP Excel files can be submitted separately to DHCS.

**Completed county and unique MCP LHPs should be submitted to DHCS by June 30, 2022.**

### LHP Submission Components



Part I of the LHP Template is based on **unique MCP responses**. Parts II and III include **both** aggregate county-wide and MCP-specific responses; and Part IV is an **aggregate county-wide response**.

- **PART I: HHIP MEASURES**

This section includes the required measures each MCP must complete. As noted above, this section should be completed by **EACH MCP**, providing only MCP-specific information. MCPs must provide quantitative and narrative responses to these measures, which are intended to provide DHCS with information on current regional progress on and upcoming goals for each of the three HHIP priority areas:

- (i) **Partnerships and capacity** to support referrals for services;
- (ii) **Infrastructure** to coordinate and meet member housing needs; and
- (iii) **Delivery** of services and member engagement.

See excel template for this unique MCP LHP submission.

- **PART II: MCP STRATEGIES TO ADDRESS IDENTIFIED HOUSING AND SERVICE GAPS**

This section provides MCPs with a format to describe their specific strategies for addressing identified housing and service gaps in their service areas as well as how these strategies align with the aggregate county approach (as determined by all CoCs and MCPs collaborating in this county). The county approach should align with and aim to meet HHAP Outcome Goals. As noted above, this section includes *both* (1) an aggregate county-wide response and (2) MCP-specific responses, where *each MCP* must provide separate responses. See excel template for this unique MCP LHP submission.

- **PART III: LANDSCAPE ANALYSIS OF DEMOGRAPHICS, NEEDS, AND GAPS**

This section establishes a format for MCPs to provide the following required information:

- (i) A **local landscape analysis** that assess the current number of people experiencing homelessness and existing resources which address homelessness. This landscape analysis is intended to align with the *Homeless Housing, Assistance and Prevention Program Round 3 (HHAP-3)* application landscape analysis, which utilizes data from the Homeless Management Integration System (HMIS), point-in-time (PIT) counts, and other local needs assessments.
- (ii) **Identification of the number of individuals and families served.** This response should include information on the demographics of those served, types of intervention services provided, and demographics of subpopulations that are underserved, relative to the proportion of individuals in that subpopulation experiencing homelessness.

- **PART IV: IDENTIFICATION OF FUNDING AVAILABILITY**

This section requests the following required information be attached as an appendix:

- (i) **Identification of available funding currently being used, and budgeted to be used, to provide housing and homelessness-related services** to persons experiencing homelessness or at imminent risk of homelessness, as described in the HHAP-3 assessment of state, federal, and local funds available.

## LHP SUBMISSION STRUCTURE

The following LHP Template for HHIP funding must be submitted in full, including the following four parts:

- **PART I: HHIP Measures** completed by each MCP in the unique MCP LHP submission. See excel template for this unique MCP LHP submission.
- **PART II: MCP Strategies**, which includes both aggregate and unique MCP components, with county-wide strategies submitted as a part of this county LHP and MCP-specific components included in the unique MCP LHP submission
- **PART III: Landscape Analysis**, which includes both aggregate and unique MCP components, with the county-wide analysis submitted as a part of this county LHP and MCP-specific analyses included in the unique MCP LHP submission
- **PART IV: Funding Availability Assessment** included as an appendix to this county LHP submission

## MCP INFORMATION

Provide the name of the county for this county LHP submission and list the MCP(s) participating in the submission (each MCP is also required to submit a unique MCP LHP using the Excel template provided by DHCS).

County Name		
Kern County		
MCP Name	Lead Contact Person Name and Title	Contact Email Address
Kern Health Systems	Amisha Pannu, Senior Director Provider Relations	<a href="mailto:amisha.pannu@khs-net.com">amisha.pannu@khs-net.com</a>
Health Net Community Solutions, Inc.	Deanna Eaves- Director, Compliance	<a href="mailto:deanna.l.eaves@cahealthwellness.com">deanna.l.eaves@cahealthwellness.com</a>
	Sally Chow- Senior Manager, Compliance	<a href="mailto:sally.c.chow@cahealthwellness.com">sally.c.chow@cahealthwellness.com</a>

**PART I: HHIP MEASURES**

Kern Health Systems and Health Net Community Solutions, Inc. will independently submit their unique MCP LHP template.

## PART II: MCP STRATEGIES TO ADDRESS IDENTIFIED HOUSING AND SERVICE GAPS

MCPs are required to work together, and with local partners, to identify key components of the county strategy in preventing and reducing homelessness over the two-year program period of January 1, 2022 through December 31, 2023. The strategy should be informed by, and align with, the findings from the local landscape analysis (Part III of this LHP).

In preparing this narrative response, MCPs are strongly encouraged to use and/or adapt content from: (1) local strategic plans or action plans for preventing and ending homelessness; (2) prior HHAP applications and reporting; (3) the CoC's most recent applications under the U.S. Department of Housing and Urban Development (HUD)'s Continuum of Care program; (4) and/or other relevant local policy documents or plans.

**All MCPs in the county** should collaborate to provide one narrative response in the space provided below detailing the overall county approach in the space below. MCPs will also submit their own strategy (in the MCP Excel submission), which should align with the county strategy detailed below. See excel template for this unique MCP Part II submission.

Part II scoring: 100 points available (inclusive of both the county submission and unique MCP submission).

STRATEGIES TO ADDRESS IDENTIFIED HOUSING AND SERVICE GAPS IN THE COUNTY
County Narrative Description (200-word limit)
<p>Kern Health Systems and Health Net Community Solutions, Inc. are committed to addressing homelessness in Kern County. Our County Local Homelessness Plan strategy centers around continued collaboration across MCPs and our intersecting Providers, DHCS' priority measures, and a robust partnership with Bakersfield-Kern Regional Homeless Collaborative, the local CoC. Our goals to address relevant housing needs and gaps in Kern County are:</p> <p>1.2 – Together, our staff and contracted providers will integrate with the Coordinated Entry System (CES) through direct and/or indirect data sharing agreements.</p> <p>1.4 – KHS &amp; Health Net will continue to foster partnerships that address disparities and inequities in housing-related service delivery.</p> <p>2.1 – Over the last 3 years, existing street medicine and outreach teams have mobilized staff resources aiding homeless populations in Kern. As we discover prioritized needs of leading programs, we will be positioned to expand on areas of service delivery opportunities.</p> <p>2.2 – We will improve data sharing capabilities with Homeless Management Information System (HMIS). Streamlining this process will mitigate the barriers centralized data presents and will communicate key accomplishments.</p> <p>3.5 – To track this outcome, plans will gather data from Community Supports providers and CBOs who perform a continuity of navigation services through on-going case management.</p>

## PART III: LANDSCAPE ANALYSIS OF COUNTY DEMOGRAPHICS, NEEDS, AND GAPS

### A. Landscape Analysis of County Needs and Demographics

**All MCPs in the county** should collaborate to provide a county-wide landscape analysis, using the table below, of current county needs and demographics, in alignment with the HHAP-3<sup>1</sup> landscape analysis utilizing relevant data from the Homeless Management Integration System (HMIS), 2019 PIT count data,<sup>2</sup> and other local needs assessments. See excel template for this unique MCP Part III submission.

If data is unavailable for the MCPs in the county, the MCPs must detail their approach to improving data connectivity and identification for future submissions, including timing for implementing the approach. Please submit this as a written attachment using no more than 1000 characters.

**Please use TABLE 1 below** to provide one county-wide response outlining key data regarding people experiencing homelessness in the county.

Part III scoring: 80 points available (inclusive of both the county submission and unique MCP submission).

**TABLE 1 (EXAMPLE ONLY — San Francisco County):**

	County	
	People Experiencing Homelessness	Source and Date Timeframe of Data
<b>Population and Living Situations</b>		
<b>TOTAL # OF PEOPLE EXPERIENCING HOMELESSNESS</b>	8,035	HUD PIT Count, 2019

<sup>1</sup> MCPs may also reference HHAP Round 2 (HHAP-2) applications if additional context is helpful for them, or if Round 3 applications are not yet available

<sup>2</sup> DHCS recommends using 2019 PIT count as it is the most recent count that includes unsheltered individuals, or the 2022 PIT count if it's locally available as it will be the most recent information

Table 1. Landscape Analysis of County Needs and Demographics		
	Number of People Experiencing Homelessness	Source and Date Timeframe of Data
<b>Population and Living Situations</b>		
<b>TOTAL # OF PEOPLE EXPERIENCING HOMELESSNESS</b>	2961	APR 1/1/21 -12/31/21 (extracted from current data from HMIS)  Bakersfield Kern Regional Homelessness Collaborative
# of People Who are <b>Sheltered</b> (Emergency Shelter (ES), Transitional Housing (TH), Supportive Housing (SH))	994	APR 1/1/21 -12/31/21 (extracted from current data from HMIS)  Bakersfield Kern Regional Homelessness Collaborative
# of People Who are <b>Unsheltered</b>	1967	APR 1/1/21 -12/31/21 (extracted from current data from HMIS)  Bakersfield Kern Regional Homelessness Collaborative
<b>Household Composition</b>		
# of Households <b>without Children</b>	2670	APR 1/1/21 -12/31/21 (extracted from current data from HMIS)  Bakersfield Kern Regional Homelessness Collaborative
# of Households with <b>At Least 1 Adult &amp; 1 Child</b>	290	APR 1/1/21 -12/31/21 (extracted from current data from HMIS)  Bakersfield Kern Regional Homelessness Collaborative
# of Households with <b>Only Children</b>	█ *	APR 1/1/21 -12/31/21 (extracted from current data from HMIS)  Bakersfield Kern Regional Homelessness Collaborative
<b>Sub-Populations and Other Characteristics</b>		
# of Adults Who are Experiencing <b>Chronic Homelessness</b>	883	APR 1/1/21 -12/31/21 (extracted from current data from HMIS)  Bakersfield Kern Regional Homelessness Collaborative

\*Data has been suppressed per Data De-Identification Guidelines. 8

Table 1. Landscape Analysis of County Needs and Demographics

# of Adults Who are Experiencing <b>Serious Mental Illness</b>	913	APR 1/1/21 -12/31/21 (extracted from current data from HMIS)  Bakersfield Kern Regional Homelessness Collaborative
# of Adults Who are Experiencing <b>Substance Use Disorders</b>	491	APR 1/1/21 -12/31/21 (extracted from current data from HMIS)  Bakersfield Kern Regional Homelessness Collaborative
# of Adults Who are <b>Veterans</b>	74	APR 1/1/21 -12/31/21 (extracted from current data from HMIS)  Bakersfield Kern Regional Homelessness Collaborative
# of Adults with <b>HIV/AIDS</b>	19	APR 1/1/21 -12/31/21 (extracted from current data from HMIS)  Bakersfield Kern Regional Homelessness Collaborative
# of Adults Who are <b>Survivors of Domestic Violence</b>	332	APR 1/1/21 -12/31/21 (extracted from current data from HMIS)  Bakersfield Kern Regional Homelessness Collaborative
# of <b>Unaccompanied Youth (under 25)</b>	235	APR 1/1/21 -12/31/21 (extracted from current data from HMIS)  Bakersfield Kern Regional Homelessness Collaborative
# of <b>Parenting Youth (under 25)</b>	38	APR 1/1/21 -12/31/21 (extracted from current data from HMIS)  Bakersfield Kern Regional Homelessness Collaborative
# of People Who are <b>Children of Parenting Youth</b>	0	APR 1/1/21 -12/31/21 (extracted from current data from HMIS)  Bakersfield Kern Regional Homelessness Collaborative
<b>Gender Demographics</b>		
# of <b>Women/Girls</b>	1278	APR 1/1/21 -12/31/21 (extracted from current data from HMIS)  Bakersfield Kern Regional Homelessness Collaborative
# of <b>Men/Boys</b>	1668	APR 1/1/21 -12/31/21 (extracted from current data from HMIS)  Bakersfield Kern Regional Homelessness Collaborative
# of People Who are <b>Transgender</b>	12	APR 1/1/21 -12/31/21 (extracted from current data from HMIS)  Bakersfield Kern Regional Homelessness Collaborative
# of People Who are <b>Gender Non-Conforming</b>	█ *	APR 1/1/21 -12/31/21 (extracted from current data from HMIS)  Bakersfield Kern Regional Homelessness Collaborative

\*Data has been suppressed per Data De-Identification Guidelines.

Table 1. Landscape Analysis of County Needs and Demographics

<b>Ethnicity and Race Demographics</b>		
# of People Who are <b>Hispanic/Latino</b>	91	APR 1/1/21 -12/31/21 (extracted from current data from HMIS)  Bakersfield Kern Regional Homelessness Collaborative
# of People Who are <b>Non-Hispanic/Non-Latino</b>	1967	APR 1/1/21 -12/31/21 (extracted from current data from HMIS)  Bakersfield Kern Regional Homelessness Collaborative
# of People Who are <b>Black or African American</b>	607	APR 1/1/21 -12/31/21 (extracted from current data from HMIS)  Bakersfield Kern Regional Homelessness Collaborative
# of People Who are <b>Asian</b>	20	APR 1/1/21 -12/31/21 (extracted from current data from HMIS)  Bakersfield Kern Regional Homelessness Collaborative
# of People Who are <b>American Indian or Alaska Native</b>	71	APR 1/1/21 -12/31/21 (extracted from current data from HMIS)  Bakersfield Kern Regional Homelessness Collaborative
# of People Who are <b>Native Hawaiian or Other Pacific Islander</b>	13	APR 1/1/21 -12/31/21 (extracted from current data from HMIS)  Bakersfield Kern Regional Homelessness Collaborative
# of People Who are <b>White</b>	2146	APR 1/1/21 -12/31/21 (extracted from current data from HMIS)  Bakersfield Kern Regional Homelessness Collaborative
# of People Who are <b>Multiple Races</b>	96	APR 1/1/21 -12/31/21 (extracted from current data from HMIS)  Bakersfield Kern Regional Homelessness Collaborative
# of People Who did Not Disclose	N/A	N/A

\*Data has been suppressed per Data De-Identification Guidelines.

## B. Landscape Analysis of People Receiving Services

Please use **TABLE 2** to report the total number of individuals served county-wide. The data provided within Table 2 should represent **the most current and accurate way of estimating the annual number and demographics** of people participating in or being served by the different intervention types, including subpopulations that are underserved relative to their proportion of individuals experiencing homelessness in the jurisdiction. It is important to note that intervention types are not mutually exclusive, and individuals and households may be counted in multiple categories.

**MCP(s) must cite their data sources.** If data is unavailable for the MCP county submission, the MCP(s) must detail the approach to improving data connectivity and identification for future submissions, including timing for implementing the approach. Please submit this as a written attachment using no more than 500 words.

**Table 2 uses the following service terms:**

<b>Interim Housing</b>	Any program whose primary purpose is to provide temporary shelter for people experiencing homelessness, in general or for specific populations, and which does not require occupants to sign leases or occupancy agreements. Interim housing can include congregate shelter, bridge housing, temporary scattered-site arrangements, and transitional housing programs, among others.
<b>Rental Assistance</b>	Rental assistance programs provide subsidies that help people experiencing homelessness rent housing in the marketplace. Rental assistance typically pays a portion of the total rent and can be temporary or permanent and offered in a variety of program types.
<b>Supportive Housing</b>	Supportive housing is permanent housing for a specific target population—generally people with disabilities/special needs and long histories of homelessness—that is linked to onsite or offsite services that assist the resident to retain the housing, improve their health status, and maximize their ability to live and, when possible, work in the community.
<b>Outreach</b>	Programs that identify and engage people living in unsheltered locations, such as in cars, parks, abandoned buildings, encampments, and on the streets, reaching people who might not otherwise seek assistance or come to the attention of the homelessness service system. Outreach and engagement programs help to ensure that people’s basic needs are met while also supporting people to access and navigate pathways toward housing stability.
<b>Prevention/Diversion</b>	Programs that seek to prevent people from losing current housing or to prevent the need for services from the homelessness response system through a rapid return to housing, usually without expectation of ongoing support.

**Table 2. Landscape Analysis of County Services**

	Permanent Supportive Housing (PSH)	Rapid Rehousing (RRH)	Transitional Housing (TH)	Interim Housing or Emergency Shelter (IH / ES)	Diversion Services and Assistance (DIV)	Homeless-ness Prevention Services & Assistance (HP)	Outreach and Engagement Services (O/R)	Other: [Identify]	Source(s) and Time-frame of Data
<b>Household Composition</b>									
# of Households without Children	1017	503	374	2763		148	1238	PH Housing Only: 4 PH Housing w/no disability: 154 Services Only: 1857	APR 1/1/21 - 12/31/21   Bakersfield Kern Regional Homelessness Collaborative
# of Households with At Least 1 Adult & 1 Child	348	387	47	172		133	16	PH Housing Only: 0 PH Housing w/no disability: 11 Services Only: 68	APR 1/1/21 - 12/31/21   Bakersfield Kern Regional Homelessness Collaborative
# of Households with Only Children	0	0	* █	0		0	* █	PH Housing Only: 0 PH Housing w/no disability: 0 Services Only: 2	APR 1/1/21 - 12/31/21   Bakersfield Kern Regional Homelessness Collaborative
<b>Sub-Populations and Other Characteristics</b>									
# of Adults Who are Experiencing Chronic Homeless-ness	555	168	97	841		0	317	PH Housing Only: 0 PH Housing w/no disability:	APR 1/1/21 - 12/31/21   Bakersfield Kern Regional

\*Data has been suppressed per Data De-Identification Guidelines.

Table 2. Landscape Analysis of County Services

								94 Services Only: 351	Homelessness Collaborative
# of Adults Who are Experiencing <b>Serious Mental Illness</b>	450	224	212	1206		37	670	PH Housing Only: 3 PH Housing w/no disability: 79 Services Only: 609	APR 1/1/21 - 12/31/21   Bakersfield Kern Regional Homelessness Collaborative
# of Adults Who are Experiencing <b>Substance Use Disorders</b>	303	72	224	920		* █	577	PH Housing Only: 1 PH Housing w/no disability: 49 Services Only: 485	APR 1/1/21 - 12/31/21   Bakersfield Kern Regional Homelessness Collaborative
# of Adults Who are <b>Veterans</b>	206	164	124	128		50	81	PH Housing Only: 4 PH Housing w/no disability: 7 Services Only: 73	APR 1/1/21 - 12/31/21   Bakersfield Kern Regional Homelessness Collaborative
# of Adults with <b>HIV/AIDS</b>	* █	* █	* █	27		* █	22	PH Housing Only: 0 PH Housing w/no disability: 5 Services Only: 22	APR 1/1/21 - 12/31/21   Bakersfield Kern Regional Homelessness Collaborative
# of Adults Who are <b>Survivors of Domestic Violence</b>	63	296	129	588		28	226	PH Housing Only: 0 PH Housing w/no disability:	APR 1/1/21 - 12/31/21   Bakersfield Kern Regional

\*Data has been suppressed per Data De-Identification Guidelines.

Table 2. Landscape Analysis of County Services

								22 Services Only: 153	Homelessness Collaborative
# of Un- accompanied Youth (under 25)	75	112	27	296		14	152	PH Housing Only: 1 PH Housing w/no disability: 5 Services Only: 199	APR 1/1/21 - 12/31/21   Bakersfield Kern Regional Homelessness Collaborative
# of Parenting Youth (under 25)	32	56	* █	33		* █	15	PH Housing Only: 0 PH Housing w/no disability: 2 Services Only: 19	APR 1/1/21 - 12/31/21   Bakersfield Kern Regional Homelessness Collaborative
# of People Who are Children of Parenting Youth	43	63	* █	* █		* █	0	PH Housing Only: 0 PH Housing w/no disability: 2 Services Only: 8	APR 1/1/21 - 12/31/21   Bakersfield Kern Regional Homelessness Collaborative
<b>Gender Demographics</b>									
# of Women/Girls	1180	1098	224	1399		369	533	PH Housing Only: 2 PH Housing w/no disability: 102 Services Only: 1132	APR 1/1/21 - 12/31/21 (extracted from current data from HMIS)  Bakersfield Kern Regional Homelessness Collaborative
# of Men/Boys	1250	738	321	1917		302	740	PH Housing Only: 3 PH Housing w/no	APR 1/1/21 - 12/31/21 (extracted from current

\*Data has been suppressed per Data De-Identification Guidelines.

Table 2. Landscape Analysis of County Services

								disability: 109 Services Only: 953	data from HMIS)  Bakersfield Kern Regional Homelessness Collaborative
# of People Who are Transgender	* █	* █	0	13		0	* █	PH Housing Only: 0 PH Housing w/no disability: 0 Services Only: 7	APR 1/1/21 - 12/31/21 (extracted from current data from HMIS)  Bakersfield Kern Regional Homelessness Collaborative
# of People Who are Gender Non- Conforming	0	0	0	* █		0	* █	PH Housing Only: 0 PH Housing w/no disability: 0 Services Only: 5	APR 1/1/21 - 12/31/21 (extracted from current data from HMIS)  Bakersfield Kern Regional Homelessness Collaborative
<b>Ethnicity and Race Demographics</b>									
# of People Who are Hispanic/ Latino	817	695	218	1289		273	390	PH Housing Only: 3 PH Housing w/no disability: 68 Services Only: 790	APR 1/1/21 - 12/31/21 (extracted from current data from HMIS)  Bakersfield Kern Regional Homelessness Collaborative
# of People Who are Non-	1598	1144	327	2040		398	890	PH Housing Only: 2	APR 1/1/21 - 12/31/21





\*Data has been suppressed per Data De-Identification Guidelines.

Table 2. Landscape Analysis of County Services

<b>Hispanic/ Non-Latino</b>								PH Housing w/no disability: 143 Services Only: 1301	(extracted from current data from HMIS)  Bakersfield Kern Regional Homelessness Collaborative
<b># of People Who are Black or African American</b>	691	458	77	793		252	219	PH Housing Only: 2 PH Housing w/no disability: 50 Services Only: 494	APR 1/1/21 - 12/31/21 (extracted from current data from HMIS)  Bakersfield Kern Regional Homelessness Collaborative
<b># of People Who are Asian</b>	* █	* █	* █	23		0	* █	PH Housing Only: 0 PH Housing w/no disability: 0 Services Only: 18	APR 1/1/21 - 12/31/21 (extracted from current data from HMIS)  Bakersfield Kern Regional Homelessness Collaborative
<b># of People Who are American Indian or Alaska Native</b>	43	30	* █	78		16	31	PH Housing Only: 0 PH Housing w/no disability: 7 Services Only: 50	APR 1/1/21 - 12/31/21 (extracted from current data from HMIS)  Bakersfield Kern Regional Homelessness Collaborative

\*Data has been suppressed per Data De-Identification Guidelines.

Table 2. Landscape Analysis of County Services

<p># of People Who are <b>Native Hawaiian or Other Pacific Islander</b></p>	<p>13</p>	<p>17</p>	<p>* </p>	<p>21</p>		<p>* </p>	<p>* </p>	<p>PH Housing Only: 0 PH Housing w/no disability: 0 Services Only: 11</p>	<p>APR 1/1/21 - 12/31/21 (extracted from current data from HMIS)  Bakersfield Kern Regional Homelessness Collaborative</p>
<p># of People Who are <b>White</b></p>	<p>1625</p>	<p>1256</p>	<p>445</p>	<p>2292</p>		<p>372</p>	<p>982</p>	<p>PH Housing Only: 3 PH Housing w/no disability: 142 Services Only: 1435</p>	<p>APR 1/1/21 - 12/31/21 (extracted from current data from HMIS)  Bakersfield Kern Regional Homelessness Collaborative</p>
<p># of People Who are <b>Multiple Races</b></p>	<p>41</p>	<p>66</p>	<p>* </p>	<p>111</p>		<p>26</p>	<p>32</p>	<p>PH Housing Only: 0 PH Housing w/no disability: 12 Services Only: 81</p>	<p>APR 1/1/21 - 12/31/21 (extracted from current data from HMIS)  Bakersfield Kern Regional Homelessness Collaborative</p>

\*Data has been suppressed per Data De-Identification Guidelines.

## **PART IV: IDENTIFICATION OF FUNDING AVAILABILITY**

**Please submit the HHAP-3 assessment of funding availability for your county (or the HHAP-2 assessment, if the HHAP-3 assessment is unavailable) as an appendix to this LHP Template.**

**Materials for each round of HHAP can be accessed on the [HHAP website](#).**

Part IV scoring: 10 points available

Please reference attached document “Identified Funding\_Kern County LHP Appendix\_6.29.22”.