



COUNTY LOCAL HOMELESSNESS PLAN TEMPLATE

HOUSING AND HOMELESSNESS INCENTIVE PROGRAM

May 9, 2022

PURPOSE OF THIS LOCAL HOMELESSNESS PLAN TEMPLATE

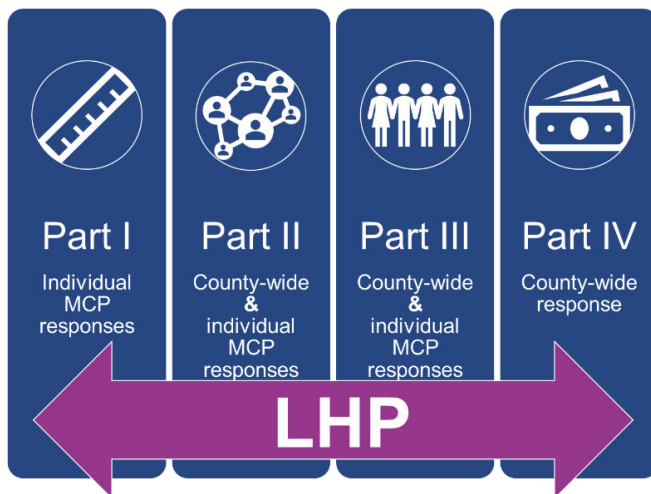
The Housing and Homelessness Incentive Program (HHIP) is a voluntary incentive program through which Medi-Cal Managed Care Plans (MCPs) may earn incentive funds for improving health outcomes and access to whole person care services by addressing homelessness and housing insecurity as social drivers of health and health disparities.

The California Department of Health Care Services (DHCS) is providing this Local Homelessness Plan (LHP) Template as a required submission component for MCPs seeking to participate in HHIP.

MCPs must collaborate with their local Continuums of Care (CoCs) and, if applicable, other MCPs operating in the same county to complete **one county Local Homelessness Plan (LHP)** (this Word file template). In addition, **each MCP** must complete a unique MCP LHP (see separate Excel template for this submission). For counties where multiple MCPs operate, the MCPs should select one organization to submit the county LHP to DHCS. Unique MPC LHP Excel files can be submitted separately to DHCS.

Completed county and unique MCP LHPs should be submitted to DHCS by June 30, 2022.

LHP Submission Components



Part I of the LHP Template is based on **unique MCP responses**. Parts II and III include **both** aggregate county-wide and MCP-specific responses; and Part IV is an **aggregate county-wide response**.

- **PART I: HHIP MEASURES**

This section includes the required measures each MCP must complete. As noted above, this section should be completed by **EACH MCP**, providing only MCP-specific information. MCPs must provide quantitative and narrative responses to these measures, which are intended to provide DHCS with information on current regional progress on and upcoming goals for each of the three HHIP priority areas:

- (i) **Partnerships and capacity** to support referrals for services;
- (ii) **Infrastructure** to coordinate and meet member housing needs; and
- (iii) **Delivery** of services and member engagement.

See excel template for this unique MCP LHP submission.

- **PART II: MCP STRATEGIES TO ADDRESS IDENTIFIED HOUSING AND SERVICE GAPS**

This section provides MCPs with a format to describe their specific strategies for addressing identified housing and service gaps in their service areas as well as how these strategies align with the aggregate county approach (as determined by all CoCs and MCPs collaborating in this county). The county approach should align with and aim to meet HHAP Outcome Goals. As noted above, this section includes *both* (1) an aggregate county-wide response and (2) MCP-specific responses, where *each MCP* must provide separate responses. See excel template for this unique MCP LHP submission.

- **PART III: LANDSCAPE ANALYSIS OF DEMOGRAPHICS, NEEDS, AND GAPS**

This section establishes a format for MCPs to provide the following required information:

- (i) A **local landscape analysis** that assess the current number of people experiencing homelessness and existing resources which address homelessness. This landscape analysis is intended to align with the *Homeless Housing, Assistance and Prevention Program Round 3 (HHAP-3)* application landscape analysis, which utilizes data from the Homeless Management Integration System (HMIS), point-in-time (PIT) counts, and other local needs assessments.
- (ii) **Identification of the number of individuals and families served.** This response should include information on the demographics of those served, types of intervention services provided, and demographics of subpopulations that are underserved, relative to the proportion of individuals in that subpopulation experiencing homelessness.

- **PART IV: IDENTIFICATION OF FUNDING AVAILABILITY**

This section requests the following required information be attached as an appendix:

- (i) **Identification of available funding currently being used, and budgeted to be used, to provide housing and homelessness-related services** to persons experiencing homelessness or at imminent risk of homelessness, as described in the HHAP-3 assessment of state, federal, and local funds available.

LHP SUBMISSION STRUCTURE

The following LHP Template for HHIP funding must be submitted in full, including the following four parts:

- **PART I: HHIP Measures** completed by each MCP in the unique MCP LHP submission. See excel template for this unique MCP LHP submission.
- **PART II: MCP Strategies**, which includes both aggregate and unique MCP components, with county-wide strategies submitted as a part of this county LHP and MCP-specific components included in the unique MCP LHP submission
- **PART III: Landscape Analysis**, which includes both aggregate and unique MCP components, with the county-wide analysis submitted as a part of this county LHP and MCP-specific analyses included in the unique MCP LHP submission
- **PART IV: Funding Availability Assessment** included as an appendix to this county LHP submission

MCP INFORMATION


Provide the name of the county for this county LHP submission and list the MCP(s) participating in the submission (each MCP is also required to submit a unique MCP LHP using the Excel template provided by DHCS).

County Name		
Santa Cruz		
MCP Name	Lead Contact Person Name and Title	Contact Email Address
Central California Alliance for Health	Kate Nester, Program Development Manager	knester@ccah-alliance.org

PART I: HHIP MEASURES

Each MCP participating in HHIP must complete the HHIP Measures via the MCP LHP submission. See MCP LHP excel template provided by DHCS.

Part I scoring: 190 points available



PART II: MCP STRATEGIES TO ADDRESS IDENTIFIED HOUSING AND SERVICE GAPS

MCPs are required to work together, and with local partners, to identify key components of the county strategy in preventing and reducing homelessness over the two-year program period of January 1, 2022 through December 31, 2023. The strategy should be informed by, and align with, the findings from the local landscape analysis (Part III of this LHP).

In preparing this narrative response, MCPs are strongly encouraged to use and/or adapt content from: (1) local strategic plans or action plans for preventing and ending homelessness; (2) prior HHAP applications and reporting; (3) the CoC's most recent applications under the U.S. Department of Housing and Urban Development (HUD)'s Continuum of Care program; (4) and/or other relevant local policy documents or plans.

All MCPs in the county should collaborate to provide one narrative response in the space provided below detailing the overall county approach in the space below. MCPs will also submit their own strategy (in the MCP Excel submission), which should align with the county strategy detailed below. See excel template for this unique MCP Part II submission.

Part II scoring: 100 points available (inclusive of both the county submission and unique MCP submission).

STRATEGIES TO ADDRESS IDENTIFIED HOUSING AND SERVICE GAPS IN THE COUNTY

County Narrative Description (200-word limit)

- 1. Eviction and homelessness prevention investments:** Increase # of households assisted to secure prevention funding; # that receive tenancy sustaining services; tracking of racial/ethnic groups receiving assistance.
- 2. PSH:** Permanent supportive housing expansions through Project Homekey applications and projects and real estate partnership incentives. Increase # of permanent supportive housing units; increase utilization of dedicated Housing Authority vouchers in private market; increase access to PSH for those with behavioral health conditions, HIV/AIDS, and other chronic health conditions.
- 3. Housing Navigation:** Low barrier housing navigation center program development and improvement countywide. Increase baseline capacity from pre-COVID period; improved income, benefit, and housing outcomes among programs; # of referrals of unsheltered to shelter; race/ethnicity review of access to and outcomes from programs; reduced lengths of stay in temporary housing programs coupled with increasing percentage exiting to permanent housing.
- 4. Outreach:** Expanding and improving street outreach countywide. Increase # enrolled in street outreach programs, increase exits from street outreach to temporary and permanent housing programs, and track demographics of those contacted by street outreach programs.
- 5. Centralized housing problem solving and rehousing fund:** Increase # served, # exiting to permanent housing, track racial/ethnic data on access and outcomes; 3 and 6 month follow-up after assistance to track impact.

PART III: LANDSCAPE ANALYSIS OF COUNTY DEMOGRAPHICS, NEEDS, AND GAPS

A. Landscape Analysis of County Needs and Demographics

All MCPs in the county should collaborate to provide a county-wide landscape analysis, using the table below, of current county needs and demographics, in alignment with the HHAP-3¹ landscape analysis utilizing relevant data from the Homeless Management Integration System (HMIS), 2019 PIT count data,² and other local needs assessments. See excel template for this unique MCP Part III submission.

If data is unavailable for the MCPs in the county, the MCPs must detail their approach to improving data connectivity and identification for future submissions, including timing for implementing the approach. Please submit this as a written attachment using no more than 1000 characters.

Please use **TABLE 1** below to provide one county-wide response outlining key data regarding people experiencing homelessness in the county.

Part III scoring: 80 points available (inclusive of both the county submission and unique MCP submission).

TABLE 1 (EXAMPLE ONLY — San Francisco County):

	County	
	People Experiencing Homelessness	Source and Date Timeframe of Data
Population and Living Situations		
TOTAL # OF PEOPLE EXPERIENCING HOMELESSNESS	8,035	HUD PIT Count, 2019

¹ MCPs may also reference HHAP Round 2 (HHAP-2) applications if additional context is helpful for them, or if Round 3 applications are not yet available


² DHCS recommends using 2019 PIT count as it is the most recent count that includes unsheltered individuals, or the 2022 PIT count if it's locally available as it will be the most recent information

Table 1. Landscape Analysis of County Needs and Demographics		
	Number of People Experiencing Homelessness	Source and Date Timeframe of Data
Population and Living Situations		
TOTAL # OF PEOPLE EXPERIENCING HOMELESSNESS	2,299	2022 Santa Cruz County Preliminary PIT Count Data
# of People Who are Sheltered (Emergency Shelter (ES), Transitional Housing (TH), Supportive Housing (SH))	525	2022 Santa Cruz County Preliminary PIT Count Data
# of People Who are Unsheltered	1,774	2022 Santa Cruz County Preliminary PIT Count Data
Household Composition		
# of Households without Children	1,908	2022 Santa Cruz County Preliminary PIT Count Data
# of Households with At Least 1 Adult & 1 Child	50	2022 Santa Cruz County Preliminary PIT Count Data
# of Households with Only Children	0	2022 Santa Cruz County Preliminary PIT Count Data
Sub-Populations and Other Characteristics		
# of Adults Who are Experiencing Chronic Homelessness	921	2022 Santa Cruz County Preliminary PIT Count Data
# of Adults Who are Experiencing Serious Mental Illness	818	2022 Santa Cruz County Preliminary PIT Count Data
# of Adults Who are Experiencing Substance Use Disorders	1,073	2022 Santa Cruz County Preliminary PIT Count Data
# of Adults Who are Veterans	351	2022 Santa Cruz County Preliminary PIT Count Data

Commented [A1]: This number only lists those in temporary housing programs and does not include those in supportive housing.

# of Adults with HIV/AIDS	159	2022 Santa Cruz County Preliminary PIT Count Data
# of Adults Who are Survivors of Domestic Violence	86	2022 Santa Cruz County Preliminary PIT Count Data
# of Unaccompanied Youth (under 25)	222	2022 Santa Cruz County Preliminary PIT Count Data
# of Parenting Youth (under 25)	█*	2022 Santa Cruz County Preliminary PIT Count Data
# of People Who are Children of Parenting Youth	█*	2022 Santa Cruz County Preliminary PIT Count Data
Gender Demographics		
# of Women/Girls	741	2022 Santa Cruz County Preliminary PIT Count Data
# of Men/Boys	1,526	2022 Santa Cruz County Preliminary PIT Count Data
# of People Who are Transgender	█*	2022 Santa Cruz County Preliminary PIT Count Data
# of People Who are Gender Non-Conforming	21	2022 Santa Cruz County Preliminary PIT Count Data
Ethnicity and Race Demographics		
# of People Who are Hispanic/Latino	896	2022 Santa Cruz County Preliminary PIT Count Data
# of People Who are Non-Hispanic/Non-Latino	1403	2022 Santa Cruz County Preliminary PIT Count Data
# of People Who are Black or African American	270	2022 Santa Cruz County Preliminary PIT Count Data
# of People Who are Asian	23	2022 Santa Cruz County Preliminary PIT Count Data

# of People Who are American Indian or Alaska Native	79	2022 Santa Cruz County Preliminary PIT Count Data
# of People Who are Native Hawaiian or Other Pacific Islander	■ *	2022 Santa Cruz County Preliminary PIT Count Data
# of People Who are White	1700	2022 Santa Cruz County Preliminary PIT Count Data
# of People Who are Multiple Races	216	2022 Santa Cruz County Preliminary PIT Count Data
# of People Who did Not Disclose	896	2022 Santa Cruz County Preliminary PIT Count Data



B. Landscape Analysis of People Receiving Services

Please use **TABLE 2** to report the total number of individuals served county-wide. The data provided within Table 2 should represent **the most current and accurate way of estimating the annual number and demographics** of people participating in or being served by the different intervention types, including subpopulations that are underserved relative to their proportion of individuals experiencing homelessness in the jurisdiction. It is important to note that intervention types are not mutually exclusive, and individuals and households may be counted in multiple categories.

MCP(s) must cite their data sources. If data is unavailable for the MCP county submission, the MCP(s) must detail the approach to improving data connectivity and identification for future submissions, including timing for implementing the approach. Please submit this as a written attachment using no more than 500 words.

Table 2 uses the following service terms:

Interim Housing	Any program whose primary purpose is to provide temporary shelter for people experiencing homelessness, in general or for specific populations, and which does not require occupants to sign leases or occupancy agreements. Interim housing can include congregate shelter, bridge housing, temporary scattered-site arrangements, and transitional housing programs, among others.
Rental Assistance	Rental assistance programs provide subsidies that help people experiencing homelessness rent housing in the marketplace. Rental assistance typically pays a portion of the total rent and can be temporary or permanent and offered in a variety of program types.
Supportive Housing	Supportive housing is permanent housing for a specific target population—generally people with disabilities/special needs and long histories of homelessness—that is linked to onsite or offsite services that assist the resident to retain the housing, improve their health status, and maximize their ability to live and, when possible, work in the community.
Outreach	Programs that identify and engage people living in unsheltered locations, such as in cars, parks, abandoned buildings, encampments, and on the streets, reaching people who might not otherwise seek assistance or come to the attention of the homelessness service system. Outreach and engagement programs help to ensure that people’s basic needs are met while also supporting people to access and navigate pathways toward housing stability.
Prevention/Diversion	Programs that seek to prevent people from losing current housing or to prevent the need for services from the homelessness response system through a rapid return to housing, usually without expectation of ongoing support.

Table 2. Landscape Analysis of County Services									
	Permanent Supportive Housing (PSH)	Rapid Rehousing (RRH)	Transitional Housing (TH)	Interim Housing or Emergency Shelter (IH / ES)	Diversion Services and Assistance (DIV)	Homelessness Prevention Services & Assistance (HP)	Outreach and Engagement Services (O/R)	Other: [Identify]	Source(s) and Time-frame of Data
Household Composition									
# of Households without Children	165	244	49	1537	1996	91	191	230	165
# of Households with At Least 1 Adult & 1 Child	█*	227	32	109	98	143	0	0	█*
# of Households with Only Children	0	0	0	█*	36	█*	█*	█*	0
Sub-Populations and Other Characteristics									
# of Adults Who are Experiencing Chronic Homelessness	131	124	27	540	499	0	46	51	131
# of Adults Who are Experiencing Serious Mental Illness	125	98	30	341	409	20	53	79	125
# of Adults Who are Experiencing	93	59	13	249	184	█*	27	47	93

Substance Use Disorders									
# of Adults Who are Veterans	■*	122	0	126	123	37	■*	18	■*
# of Adults with HIV/AIDS	■*	■*	0	■*	15	0	■*	0	■*
# of Adults Who are Survivors of Domestic Violence	70	198	35	294	692	22	41	66	70
# of Un-accompanied Youth (under 25)	17	17	■*	110	249	71	62	22	17
# of Parenting Youth (under 25)	■*	49	■*	■*	26	53	0	0	■*
# of People Who are Children of Parenting Youth	Unknown	Unknown	Unknown	Unknown	Unknown	Unknown	0	0	Unknown
Gender Demographics									
# of Women/Girls	70	499	94	712	980	387	72	88	
# of Men/Boys	115	454	69	1151	1363	309	116	145	
# of People Who are Transgender	■*	■*	0	■*	15	0	■*	0	
# of People Who are Gender Non-Conforming	0	■*	0	■*	■*	0	■*	0	
Ethnicity and Race Demographics									

# of People Who are Hispanic/Latino	32	511	110	716	630	518	88	80	
# of People Who are Non-Hispanic/Non-Latino	152	442	52	1061	1683	173	98	148	
# of People Who are Black or African American	■*	38	■*	103	146	16	■*	13	
# of People Who are Asian	0	■*	0	14	20	■*	■*	■*	
# of People Who are American Indian or Alaska Native	12	39	■*	75	93	12	■*	■*	
# of People Who are Native Hawaiian or Other Pacific Islander	■*	16	■*	20	21	■*	■*	■*	
# of People Who are White	144	794	143	1377	1857	465	132	179	
# of People Who are Multiple Races	21	42	■*	77	169	108	■*	17	

* Data has been suppressed per Data De-identification Guidelines.

PART IV: IDENTIFICATION OF FUNDING AVAILABILITY

Please submit the HHAP-3 assessment of funding availability for your county (or the HHAP-2 assessment, if the HHAP-3 assessment is unavailable) as an appendix to this LHP Template.

Materials for each round of HHAP can be accessed on the [HHAP website](#).


Part IV scoring: 10 points available

C. Landscape Analysis of State, Federal, and Local Funding

Funding Program	Anticipated Fiscal Year(s) for Funding Use	Total Amount Invested into Homelessness Interventions	Funding Source	Intervention Types Supported with Funding	Brief Description of Programming and Services Provided	Populations Served
Homekey (via HCD)	FY 2021-2025	\$6,425,000	State Agency	Permanent supportive and service-enriched housing	Vets Village Homekey Award Announcement April 2022	Formerly homeless veterans
Emergency Rental Assistance (ERA) – via Treasury	FY 2020-2022	\$36,410,930	Federal Agency	Diversion and Homelessness Prevention; Systems Support Activities; Administrative Activities	Housing Is Key funding that includes Santa Cruz and state share for region; shows maximum funding available	County residents with housing at-risk of losing housing due to COVID
Emergency Solutions Grant – CV (ESG-CV) – via HCD	FY 2020-2023	\$9,950,258	Federal Agency	Rental Assistance; Non-Congregate Shelter/Interim Housing; Outreach and Engagement; Permanent Supportive and Service-Enriched Housing; Administrative Activities	Focus of funds on rehousing wave to help those in COVID shelters secure permanent homes	Homeless, COVID high-risk group (65 and older and/or those with chronic health conditions)

Funding Program	Anticipated Fiscal Year(s) for Funding Use	Total Amount Invested into Homelessness Interventions	Funding Source	Intervention Types Supported with Funding	Brief Description of Programming and Services Provided	Populations Served
Community Development Block Grant – CV (CDBG-CV) – via HCD	FY 2022-2023	\$1,329,727	Federal Agency	Non-Congregate Shelter/Interim Housing	Planned extension of non-congregate, health-focused shelter beyond FEMA authorization	Medi-Cal/CalAIM eligible – homeless, prioritized health risks
Community Development Block Grant (CDBG) – via HCD	FY 2022-2024	\$500,000	Federal Agency	Outreach and Engagement	Street outreach in unincorporated areas of County	All people experiencing homelessness
No Place Like Home (NPLH) – via HCD	FY 2021-2023 (some longer term)	\$5,378,524	State Agency	Permanent Supportive and Service-Enriched Housing	Permanent supportive housing – Eden Housing Projects – Miles Lane, Freedom Blvd., Mid Pen Housing – 17 th /Cap	Homeless with a serious mental illness
Homeless Housing, Assistance and Prevention Program (HHAP) – via Cal ICH	FY 2021-2024	\$13,477,078	State Agency	Systems Support Activities; Administrative Activities; Non-Congregate Shelter/Interim Housing; Rental Assistance	3 rounds of funding; multiple uses; primary focus on low-barrier housing navigation center operations and TAY transitional housing project	All people experiencing homelessness
Encampment Resolution Grants – via Cal ICH	FY 2021-2024	\$2,370,460	State Agency	Rental Assistance; Outreach and Engagement; Systems Support Activities	Housing Pathways scholarships and housing navigation/tenancy sustaining services for those living in an encampment in City of Santa Cruz	Those living in a specific encampment area
Project Roomkey and Rehousing – via CDSS (includes 3 rounds of	FY 2021-2024	\$5,322,913	State Agency	Non-Congregate Shelter/Interim Housing; Permanent	Used to support extensions of Project Roomkey sites and Rehousing Wave programs	Homeless, COVID high-risk group (65 and older and/or those with

Funding Program	Anticipated Fiscal Year(s) for Funding Use	Total Amount Invested into Homelessness Interventions	Funding Source	Intervention Types Supported with Funding	Brief Description of Programming and Services Provided	Populations Served
funding)				Supportive and Service-Enriched Housing		chronic health conditions)



Funding Program	Anticipated Fiscal Year(s) for Funding Use	Total Amount Invested into Homelessness Interventions	Funding Source	Intervention Types Supported with Funding	Brief Description of Programming and Services Provided	Populations Served
FEMA Public Assistance Program Category B – via FEMA	FY 2020-2023	\$73,000,000 (estimated total claim)	Federal Agency	Non-Congregate Shelter/Interim Housing	Estimated FEMA claim for non-congregate shelter programming since beginning of pandemic	Homeless, COVID high-risk group (65 and older and/or those with chronic health conditions)
CalWorks Housing Support Program (HSP) – via CDSS	FY 2021-2024	\$4,300,112	State Agency	Systems Support Activities; Rental Assistance	Rapid rehousing program for CalWorks recipients	Families experiencing homelessness receiving CalWorks
Housing and Disability Advocacy Program (HDAP) – via CDSS	FY 2021-2024	\$4,427,154	State Agency	Systems Support Activities; Rental Assistance; Permanent Supportive and Service-Enriched Housing	Rapid rehousing for disabled individuals not receiving social security, social security benefits advocacy, permanent supportive housing investment fund	Homeless, disabled, not receiving social security benefits
Home Safe – via CDSS	FY 2021-2024	\$892,083	State Agency	Diversion and Homelessness Prevention; Outreach and Engagement; Rental Assistance; Systems Support Activities	Homelessness prevention and rehousing services and flexible financial assistance for seniors and people with disabilities referred to APS	APS clients at-risk of or currently experiencing homelessness
Bringing Families Home (BFH) – via CDSS	FY 2021-2024	\$1,585,609	State Agency	Systems Support Activities; Rental Assistance	Rapid rehousing program for child welfare involved families experiencing homelessness	Child welfare involved families experiencing homelessness

Funding Program	Anticipated Fiscal Year(s) for Funding Use	Total Amount Invested into Homelessness Interventions	Funding Source	Intervention Types Supported with Funding	Brief Description of Programming and Services Provided	Populations Served
Continuum of Care Program (CoC) – via HUD	FY 2021-2023	\$5,207,237	Federal Agency	Systems Support Activities; Administrative Activities; Non-Congregate Shelter/Interim Housing; Rental Assistance; Permanent Supportive and Service-Enriched Housing; Diversion and Homelessness Prevention; Outreach and Engagement	Core funding from HUD for range of activities related to helping people experiencing homelessness	All people experiencing homelessness
Emergency Housing Vouchers (EHVs) – via HUD	FY 2021-ongoing	\$6,994,000 (estimated/year)	Federal Agency	Systems Support Activities; Administrative Activities; Rental Assistance; Permanent Supportive and Service-Enriched Housing	One-time dedicated long-term housing assistance vouchers locally targeted to households experiencing homelessness (269 vouchers)	Local priority for subgroups among households experiencing homelessness, including those fleeing domestic violence
Housing Choice Vouchers (HCVs) – via HUD	Prior to FY 2021-ongoing	\$4,704,000 (estimated/year)	Federal Agency	Systems Support Activities; Administrative Activities; Rental Assistance; Permanent Supportive and Service-Enriched Housing	196 set-aside vouchers for a mix of subpopulations experiencing homelessness (people with disabilities, families with children <18)	People experiencing chronic homelessness, families with children experiencing homelessness

Funding Program	Anticipated Fiscal Year(s) for Funding Use	Total Amount Invested into Homelessness Interventions	Funding Source	Intervention Types Supported with Funding	Brief Description of Programming and Services Provided	Populations Served
Supportive Services for Veterans Families Program (SSVF) – via VA	FY 2022-2023	\$523,702 (minimum amount of funding available/year)	Federal Agency	Systems Support Activities; Rental Assistance; Diversion and Homelessness Prevention	Rapid rehousing program for homeless veterans;	Veterans and their families experiencing homelessness
Local General Fund	FY 2021-2022	\$3,006,343	Local Agency	Systems Support Activities; Administrative Activities; Non-Congregate Shelter/Interim Housing; Outreach and Engagement; Diversion and Homelessness Prevention	City and county funding primarily used for supporting service-enriched shelter operational costs	All people experiencing homelessness
Other (SAMHSA)	FY 2021-2022	\$3,300,000 (estimated)	Federal Agency	Outreach and Engagement	Outreach and housing navigation for homeless individuals with a serious mental illness and/or substance use disorder	People experiencing a serious mental illness and homelessness and/or substance use disorder
Other (HRSA – Health Care for the Homeless)	FY 2022-2023	\$1,000,000 (estimated grants + revenue)	Federal Agency	Systems Support Activities; Supportive and Service-Enriched Housing	Federally designated Health Care for the Homeless program operated by County staff as part of the Homeless Persons Health Project	Health services for people currently experiencing or at-risk of homelessness as primary target population